

SINGER
8000 Series

SINGER

8000 SERIES SEWING MACHINES

PARTS LIST

PART NUMBER 356721-002

PAGE NBR	MECH.	SUB-ASSEMBLY
01, 02	010	ARM & BED CONVERTIBLE BED/LID
03, 04	020	NEEDLE BAR & THREAD TAKE UP SLANT NEEDLE
05, 06	030	PRESSER BAR
07, 08	040	ARM SHAFT DRIVE
09, 10	050	HANDWHEEL
11, 12	060	STITCH WIDTH & N.B. DRIVING ARM
13, 14	061	STITCH WIDTH & N.B. DRIVING ARM
15, 16	070	NEEDLE POSITION
17, 18	071	NEEDLE POSITION
19, 20	072	NEEDLE POSITION
21, 22	080	PATTERN SELECTOR & GRAPHICS INDICATOR
23, 24	081	DISC FOLLOWER
25, 26	090	CAM STACK
27, 28	091	CAM STACK
29, 30, 31	100	CAM CONTROLLED FEED
32, 33	110	FOUR-STEP BUTTONHOLER & FEED REGULATOR
34, 35	111	FOUR-STEP BUTTONHOLER & FEED REGULATOR
36, 37	112	FOUR-STEP BUTTONHOLER & FEED REGULATOR
38, 39	120	THREAD TENSION (LAY-IN)
40, 41	130	ARM TOP COVER CONTROL PANEL
42, 43	131	ARM TOP COVER CONTROL PANEL
44, 45	132	ARM TOP COVER CONTROL PANEL
46, 47	140	FACE PLATE
48, 49	150	BOBBIN WINDER
50, 51	160	ELECTRICS
52, 53	180	THROAT PLATE & BED SLIDE
54, 55, 56, 57	190/191	ALPHA FEED
58, 59	200	APOLLO HOOK SYSTEM
60, 61	210	CONVERTIBLE BED COVER
62, 63, 64, 65	220-221	ATTACHMENTS & ACCESSORIES
66, 67	230	ELECTRICAL INTERFACE

P/N	DESCRIPTION	CD	19	07	02	MECH.
2002	ARM DOWEL PIN	SR	2	2	2	010
2020-11	NEEDLE SIZE 11/80	PU	1	1	1	220/221
2020-14	NEEDLE SIZE 14/90	PU	1	1	1	220/221
2020-16	NEEDLE SIZE 16/100	PU	1	1	1	220/221
2025-14	TWIN NEEDLE SIZE 14	OP	1	1	1	220/221
2045-11	NEEDLE SIZE 11/80	PU	1	1	1	220/221
2045-14	NEEDLE SIZE 14/90	PU	2	2	2	020/220/221
8879	SPOOL PIN FELT	OP	1	1	1	220/221
15287-701	B.W FRICTION RING (RUBBER)	PL	1	1	1	150
20477-997	B.W STUD SPRING	PU	1	1	1	150
22238-997	PRETENSION RIVET	SR	1	1	1	130/131/132
37245-900	B.AMP. CONTR. LEVER LINK	P	1	1	1	060/061
37246	B.AMP. CONTR. LEVER LINK COMP.	AS	1	1	1	060/061
37247-900	B.AMP. CONTR. LEVER PIN	SR	1	1	1	060/061
37928	N.B. BALL BUSH'G SOCKET (UPPER)	PM	1	1	1	020
37931	N.B. CONN. STUD HINGE PIN	SR	1	1	1	020
37932	N.B. CONN. STUD HINGE PIN COMP	AS	1	1	1	020
37943	N.B. GIB	PM	1	1	1	020
37944-001	N.B. VIBRAT'G BKT (MACH.)	MC	1	1	1	020
37944-900	N.B. VIBRAT'G BKT (BLANK)	PM	1	1	1	020
44405-903	B.W. STUD RING	SR	1	1	1	150
44440	B.W. FRICTION PULLE (PLASTIC)	PL	1	1	1	150
44445	PRESSER BAR LIFTER	P	1	1	1	030
44450	N. BAR BALL BUSHING SOCKET (UPPER)	PM	1	1	1	010
44547	B/H & F. REG. CONTR. DIAL PAWL SPRING	PU	1	1	1	110/111/112
44552-900	B/H & F. REG MECH MOUNT'G PLATE SPACER STUD	SR	2	2	2	110/111/112
44556	B/H B. AMP. CONTR. LEVER EXTENSION	P	1	1	0	060
44560-900	B/H N POS CAM FOLL LEVER LINK CONN. HINGE RIVET	SR	1	1	1	070/071/072
44563	CCF DISC FOLL. (LO.) DR'G SLIDE	PM	2	0	0	100
44565	CCF DR'G ARM	P	1	0	0	100
44576	CCF DR'G AMR ECCENTRIC (MACH.)	MC	1	0	0	100
44576-900	CCF DR'G AMR ECCENTRIC (BLANK P.M.)	PM	1	0	0	100
44577-900	F. REG. CONTR. ARM PR. SPRING LEVER	P	1	0	0	100
44606	B/H & F. REG CAM FOLL. STUD	SR	1	1	1	110/111/112
44612	F. REG. POS. PIN FRICTION SPRING	PU	1	1	1	110/111/112
44873-001	ROT'G HOOK BOBBIN CASE POS. PLATE	P	1	1	1	200
44892	ROT'G HOOK BOBBIN CASE RET. PLATE STUD SPRING	PU	1	1	1	200
45847	B.W. TENSION DISC SPRING	PU	2	2	2	130/131/132
45915	PRETENSION DISC	P	2	2	2	130/131/132
49204	B.AMP. CONTR. LEVER LINK FRICTION WASHER	P	1	1	1	060/061
53640	B.W TENSION STOP SCREW NUT	SR	1	1	1	130/131/132
54591-451	B.AMP. CONTR. LEVER LINK H. SCREW LOCK NUT	SR	1	1	1	060/061
102536-900	STRAIGHT STITCH PRESSER FOOT PLATE PIN	SR	1	1	1	220/221
113342-451	A. T. COVER SPOOL PIN THREAD GUIDE SCREW	SR	1	1	1	130/131/132
113375-451	DISC STACK POSITION'G SCREW	SR	0	0	2	091
113413-451	N. CLAMP THUMB SCREW	SR	1	1	1	020
113415-451	N.B. BALL BUSH'G (LO.) ADJ'G SCREW	SR	1	1	1	020
113433-452	F. REG. POS. PIN KNOB ADAPTOR SET SCREW	SR	1	1	1	110/111/112
113466-451	FEED DRIVE SHAFT DRIV. GEAR SET SCREW	SR	2	2	2	190/191
139866-451	B/H B. AMP. CONTR. LEVER EXTENSION SCREW	SR	1	1	0	060
139938-850	CCF MECH. MOUNT'G PLATE SCREW	SR	1	2	2	071/072/100

NUMERICAL PART LIST

P/N	DESCRIPTION	CD	19	07	02	MECH.
139943-803	ROT'G HOOK FLANGED BUSH'G(ECC)POS.ADJ'G SCREW	SR	1	1	1	200
139975-803	ROT'G HOOK BOBBIN CASE TEN.SPR.SEG.SCREW	SR	1	1	1	200
141803-451	SCREW	SR	6	6	6	020/030/070-1-2/090-1
141808-451	N.CLAMP THREAD GUIDE STOP SCREW	SR	1	1	1	020
141808-452	N.B. VIBRAT'G BKT. STOP SCREW	SR	2	2	2	030/060/061
141846-451	PRESSER BAR LIFTER HINGER SCREW	SR	1	1	1	030
141913-451	SCREW	SR	6	4	4	060-1/070-1-2/100/110-1
141916	ARM SHAFT COLLAR SET SCREW(ALT:113500-451)	SR	2	2	2	040
141916	N.B. CONN. STUD HINGE PIN SCREW	SR	1	1	1	020
141920-452	SCREW	SR	1	1	1	020
141920-453	B.W. TENSION STOP SCREW	SR	1	1	1	130/131/132
141925-833	PRESSER BAR GUIDE BRACKET SET SCREW	SR	1	1	1	030
163706-452	P. FOOT PLATE SHANK	P	1	1	1	030
163711-901	P. FOOT PLATE PIN	SR	1	1	1	030
163782-900	SPECIAL PURPOSE PR. FOOT PLATE PIN	SR	1	1	0	220
171110	BLIND STITCH GUIDE	P	1	1	0	220
171461-900	SPECIAL PURPOSE PR. FOOT PLATE (PLASTIC)	PL	1	1	0	220
171463	SPECIAL PURPOSE PR. FOOT COMP	AS	1	1	0	220
171480	ZIPPER & CORDING FR. FOOT COMP	AS	1	1	0	220
172336	BOBBIN (PLASTIC)	PL	4	4	4	200/220/221
172865	TENSION SPRING	PU	1	1	1	120
179498-900	FEED REG. (BLANK) (PM)	PM	1	1	1	190/191
179739-451	N.P. SELECTOR BKT FOLL SCREW STUD NUT	SR	1	1	1	070/071/072
179741	THREAD T.U. SPRING POS.COLLAR LOCK NUT	SR	1	1	1	120
179748-451	N. POS. SEL. LEVER RET. NUT	SR	1	0	0	100
179812	B.W. TENSION DISC SCREW	SR	1	1	1	130/131/132
179903-454	F. REG. POS. PIN KNOB (H.S.)	HS	1	1	1	110/111/112
179938-900	F.R. CONTR. ARM MOUNT'G BRACKET	P	1	1	1	190/191
179939-900	BED LID LATCH BUSH'G (PLASTIC)	PL	1	1	1	010
179940-451	BED LID LATCH (PLASTIC)	PL	1	1	1	010
179956-900	DISC DR'G GEAR COMP.	AS	0	0	1	091
179957-451	DISC STACK POSITION'G SCREW WASHER	P	0	0	2	091
179958	DISC DR'G GEAR (PLASTIC)	PL	0	0	1	091
179967-460	A.T.C.LID SPOOL PIN THREAD LEAD OFF	PL	1	1	1	130/131/132
181898-900	FEED REG.SHAFT BUSHING (L & R) (BLANK)	PM	2	2	2	010
181898-902	FEED REG.SHAFT BUSHING (L & R) (MACH.)	MC	2	2	2	010
181906	F.R. TENSION SPRING	PU	1	0	0	190
181907-900	F.R.SHAFT TEN.SPR.ADJ'G COLL.COMP(BLANK)(PM)	PM	1	1	1	190/191
182117-900	ROT. HOOK DR'G SHAFT BUSHING (RIGHT) (BLANK)	PM	1	1	1	010
182117-901	ROT. HOOK DR'G SHAFT BUSHING (RIGHT) (MACH.)	MC	1	1	1	010
182247-900	ROT. HOOK DR'G SHAFT BUSHING (CENTER) (BLANK)	PM	1	1	1	010
182247-902	ROT. HOOK DR'G SHAFT BUSHING (CENTER) (MACH.)	MC	1	1	1	010
194120-019	LIGHT BULB 120V-ALTERNATE	PU	1	1	1	160
194120-020	LIGHT BULB 220V-ALTERNATE	PU	1	1	1	160
194120-021	LIGHT BULB 240V-ALTERNATE	PU	1	1	1	160
310799-903	ROT'G HOOK BOBBIN CASE (PLASTIC)	PL	1	1	1	200
310884-451	ROT'G HOOK BOBBIN CASE TENSION SPRING SEG.	P	1	1	1	200
312869	F.LIFT'G CAM&F.LIFT'G ECCENTRIC(PLASTIC)	PL	1	1	1	190/191
312902	F.DRIVER SHAFT GEAR (PLASTIC)	PL	1	1	1	190/191
313117	FEED COVER PLATE FOR DARNING (PLASTIC)	PL	1	1	1	220/221
313150	P. FOOT PLATE COMP.	AS	1	1	1	030

P/N	DESCRIPTION	CD	19	07	02	MECH.
313151-900	P. FOOT PLATE (MACHINED)	MC	1	1	1	030
313536	B.W. TENSION COMP.	AS	1	1	1	130/131/132
313690-900	B.W. TENSION DISC SCREW NUT (PLASTIC)	PL	1	1	1	130/131/132
313909-451	BED COVER CUSHION	PL	4	4	4	210
313920	FEED DRIVE SHAFT DRIV. GEAR COMP.	AS	1	1	1	190/191
314011	HOOK DRIVING GEAR COMP.	AS	1	1	1	190/191
314012	ROT'G HOOK SHAFT BEVEL GEAR COMP	AS	1	1	1	200
314067-900	ROT'G HOOK SHAFT BEVEL GEAR INSERT	SR	1	1	1	200
314068-900	ROT'G HOOK SHAFT BEVEL GEAR	PL	1	1	1	200
314386	A.T. COVER HANDLE HINGE BRACKET COMP	AS	2	2	2	130/131/132
314482-900	A.T. COVER HANDLE HINGE PIN	SR	2	2	2	130/131/132
314483-900	A.T. COVER HANDLE HINGE BRACKET	P	2	2	2	130/131/132
314485	A.T.C. HANDLE SPRING (RIGHT)	P	1	1	0	130/131/132
314561	A.T. COVER HANDLE HINGE BKT NUT PLATE	P	2	2	2	130/131/132
314715	ROT'G HOOK BOBBIN CASE TENSION SPRING	P	1	1	1	200
317101-451	FEED DOG & F.LIFT'G CONN.RET.RING	PU	1	1	1	190/191
317564-010	CR 309-N FOOT CONTROLLER - UL/CSA/120V	PU	1	1	1	160
319201	F.REG. CONTR. ARM PR. SPRING	P	1	0	0	100
319202	F.REG. CONTR. ARM PR. SPRING GUIDE	P	1	0	0	100
319204-451	DISC STACK POSITION'G SCREW	SR	2	2	0	090
319205-901	FEED DOG & F.LIFT'G CONN.HINGE STUD	SR	1	1	1	190/191
319206-451	CCF DISC FOLL. (LO.) ARM ECC. SCREW	SR	1	0	0	100
319207-900	F.R. CONTR. ARM LINK HINGE RIVET	SR	1	1	1	190/191
319208-900	H.W. DESENG'G INSERT	SR	1	1	1	050
319210-451	H.W. DESENG'G (MOLDED)	PL	1	1	1	050
319510-900	ARM SHAFT BACK BUSHING (BLANK)	PM	1	1	1	010
319560	H.W. DESENG'G CLUTCH ENGAG'G PLATE HINGE PIN	SR	1	1	1	050
319566	HAND WHEEL DESENG'G CLUTCH BUSH'G PLATE	P	1	1	1	050
319567	HAND WHEEL DESENG'G CLU.BUSH'G PLATE RETAINER	P	1	1	1	050
319606	B.W. TENSION DISC SPACER	SR	1	1	1	130/131/132
319663-452	B.W. TENSION DISC RET. RING	PU	1	1	1	130/131/132
319690	N.POS. SEL. BKT POSITIONING PIN	SR	1	1	1	070/071/072
319764	ARM SHAFT THRUST WASHER (PLASTIC)	PL	2	2	2	040
319920-900	ARM SHAFT FRONT BUSHING (BLANK)	PM	1	1	1	010
352592-900	ARM SHAFT BACK BUSHING	MC	1	1	1	010
352593-900	ARM SHAFT FRONT BUSHING	MC	1	1	1	010
353126-451	FEED REG. SET SCREW	SR	1	1	1	190/191
353205-900	HOOK DRIVING GEAR INSERT	SR	1	1	1	190/191
353206-900	HOOK DRIVING GEAR (MOLDED)	PL	1	1	1	190/191
353214	P.B. SPRING	PU	1	1	1	030
353215	THREAD TAKE UP LEVER LINK HINGE STUD RET RING	PM	5	5	4	020/030/080-1/110-1
353252	P.B. SPRING RET. RING (LOWER)	PU	1	1	1	030
353310-900	B/H & F REG. CAM MOUNT'G BRACKET	P	1	1	1	110/111/112
353364	NEEDLE PACK WITH 5 NEEDLES	PU	1	1	1	220/221
353365-900	ROT'G HOOK BODY	SR	1	1	1	200
353368	B/H & F.REG. MECH. MOUNT'G PLATE STUD	SR	1	1	1	110/111/112
353402-452	TENSION DISC SPRING ADJUSTER NUT	SR	1	1	1	120
353447-903	F. REG. POS. PIN KNOB (MOLDED)	PL	1	1	1	110/111/112
353509	ROT'G HOOK BOBBIN CASE RET.PLATE STUD RET.RING	PU	1	1	1	200
353524-900	B/H BIGHT CONTR. CAM FOLL.LEVER LINK HINGE STUD	SR	2	2	0	110/111
353531	B/H BIGHT CONTR. CAM FOLL. LEVER LINK COMP	AS	1	1	0	110/111

P/N	DESCRIPTION	CD	19	07	02	MECH.
353532-900	B/H BIGHT CONTR. CAM FOLL. LEVER LINK (LEFT)	P	1	1	0	110/111
353533-900	B/H N.POS. CAM FOLL. LEVER	P	1	1	0	110/111
353534	B/H N.POS. CAM FOLL. LEVER COMP	AS	1	1	0	110 111
353552-900	ARM SHAFT COLLAR (BLANK)	PM	1	1	1	040
353552-901	ARM SHAFT COLLAR (MACHINED)	MC	1	1	1	040
353580	ARM SHAFT COLLAR COMP.	AS	1	1	1	040
353624	THROAT PLATE POSITION PIN (PLASTIC)	PL	1	1	1	010
353629	N. CLAMP THREAD GUIDE	P	1	1	1	020
353630	N. CLAMP BODY	SR	1	1	1	020
353631	N. CLAMP BODY WITH SCREW	AS	1	1	1	020
354073-451	F.R. CONTR. ARM LINK HINGE SCREW	SR	1	1	1	190/191
354085-451	F.R.SHAFT CRANK SET SCREW	SR	1	1	1	190/191
354105-833	THREAD TAKE UP STUD SET SCREW	SR	1	1	1	040
354133-453	FACE PLATE SCREW	SR	1	1	1	140
354135-452	P. FOOT THUMB SCREW	SR	1	1	1	030
354183-451	ROT'G HOOK BOBBIN CASE TEN.REG'G SCREW	SR	1	1	1	200
354356	NEEDLE BAR CONN. LINK (CASTING)	CI	1	1	1	020
354552-451	F.R.CONTR. ARM MOUNT'G BKT. SCREW	SR	1	2	2	190/191
354592-451	N.B. VIBRAT'G BKT. RET. COLLAR SET SCREW	SR	1	1	1	020
354628-451	CCF DR'G AMR ECC.SCR.& MOUNT'G PLATE SCREW	SR	1	0	0	100
354629-451	PATT. SEL. ENGAG'G LEVER HINGE SCREW	SR	1	0	0	100
354633-452	SCREW	SR	5	5	5	040/060/061/120/230
354634-451	CONTROL PANEL & TEN.MECH. MOUNT'G SCREW	SR	1	1	1	130/131/132
354637-452	ARM END COVER SCREW	SR	1	1	1	010
354642-451	N.B. DR'G ARM SLIDE HINGE SCREW	SR	1	1	1	070/071/072
354653-451	THREAD T.U. SPRING MOUNT'G SCREW	SR	1	1	1	120
354654-451	TENSION RELEASING LEVER BKT. SCREW	SR	1	1	1	120
354654-451	THREAD T.U. SPRING TH. GUARD SCREW	SR	2	2	2	120
354654-451	LIGHT SWITCH ACT'G ROCKER BUTTON BKT SCREW	SR	1	1	1	230
354681-451	TENSION REGULAT'G SLIDE GUIDE SCREW	SR	1	1	1	120
354682-451	TENSION REG'G SLIDE ADJUSTER SCREW	SR	1	1	1	120
354692-451	PATT. SEL. IND. SCREW	SR	1	1	0	080
354769-451	N.B. VIBRAT'G BKT. BALL JOINT SET SCREW	SR	1	1	1	020
354773-451	TENSION MOUNT'G BKT SCREW (RIGHT)	SR	1	1	1	120
354813-451	N.B. VIBRAT'G BKT HINGE PIN SET SCREW	SR	2	2	2	020/050
354825-451	B.AMP. CONTR. LEVER LINK HINGE SCREW	SR	1	1	1	060/061
354826-451	SCREW	SR	8	6	4	030/080/100/230
354839-451	ARM SCREW	SR	3	3	3	010
354840-451	SCREW	SR	7	7	7	010/040/210
354858-451	B/H & F.REG. MECH. MOUNT'G PLATE SCREW	SR	2	2	2	110/111/112
354917-451	ROT'G HOOK BOBBIN CASE POS.PLATE SCREW	SR	3	3	3	200
355249-002	A. T. C. FASTENING SCREW	SR	4	4	4	130/131/132
356161-451	A. T. C. HANDLE HINGE BKT.SCREW(ALT. 113520-451)	SR	4	4	4	130/131/132
356231-900	B/H & F.REG. MECH.MOUNT'G PLATE STUD HEAD	SR	1	1	1	110/111/112
356237-900	B/H & F.REG. MECH. MOUNT'G PLATE STUD BODY	SR	1	1	1	110/111/112
356261-900	BED (CASTING)	DC	1	1	1	010
356261-901	BED (MACHINED)	MC	1	1	1	010
356262-451	ARM & BED (PAINTED & ORNAMENTED) W/ PARTS	AS	1	1	1	010
356262-900	ARM & BED (BOLTED)	AS	1	1	1	010
356262-901	ARM & BED (PAINTED & ORNAMENTED)	PA	1	1	1	010
356264	FACE PLATE THREAD GUIDE	P	1	1	1	020

P/N	DESCRIPTION	CD	19	07	02	MECH.
356267	P. B. BUSH'G WITH P. B. COMP.	AS	1	1	1	030
356268	LIGHT MOUNT'G BRACKET COMP.	AS	1	1	1	030
356270-900	ARM SHAFT (MACHINED)	SR	1	1	1	040
356271	ARM SHAFT COMP.	AS	1	1	1	040
356272-001	TENSION RELEASING PIN	SR	1	1	1	030
356273-451	HAND WHEEL COMP. (ALT: 319209-451)	AS	1	1	1	050
356275-900	HAND WHEEL DESENG'G CLUTCH BUSH'G	SR	1	1	1	050
356276	HAND WHEEL DESENG'G CLUTCH BUSH'G ASS'Y	AS	1	1	1	050
356277	HAND WHEEL DESENG'G CLUTCH MECH. COMP.	AS	1	1	1	050
356278	H. W. DESENG'G CLUTCH BUSH'G RET. RING	PU	1	1	1	050
356280	N. B. DR'G ARM COMP.	AS	1	1	1	060/061
356282	N. B. DR'G ARM SLIDE BKT WITH SLIDE COMP.	AS	1	1	1	070/071/072
356283-451	N. POS. SEL. LEVER PLATE COMP.	AS	0	1	0	071
356283-452	N. POS. SEL. LEVER PLATE COMP. (GRAY)	AS	0	1	0	071
356284-900	N. POS. SEL. LEVER LINK	P	0	0	1	072
356285-900	N. POS. SEL. LEVER RIVET	SR	0	0	1	072
356286-451	N. POS. SEL. LEVER COMP.	AS	0	0	1	072
356286-452	N. POS. SEL. LEVER COMP. (GRAY)	AS	0	0	1	072
356287-451	PATT. SEL. IND. (PLASTIC)	PL	1	1	0	080
356288-451	PATT. SEL. IND. CARRIER COMP.	AS	1	1	0	080
356290-451	B. AMP. CONTR. LEVER COMP.	AS	0	0	1	061
356290-452	B. AMP. CONTR. LEVER COMP. (GRAY)	AS	0	0	1	061
356291-451	B. AMP. CONTR. LEVER MOUNT'G BKT. COMP.	AS	0	0	1	061
356291-452	B. AMP. CONTR. LEVER MOUNT'G BKT COMP. (GRAY)	AS	0	0	1	061
356292	DISC FOLLOWER STUD	SR	0	0	1	081
356293	DISC FOLL. DISENGAG'G LEVER BUSH'G (ECC)	SR	1	1	0	080
356294	CCF DR'G AMR ECCENTRIC LEVER	P	1	0	0	100
356295	PATT. SEL. ENGAG'G LEVER	P	1	0	0	100
356296	PATT. SEL. ENGAG'G LEVER ASSY	AS	1	0	0	100
356297-451	PATT. SEL. ENGAG'G LEVER KNOB (PLASTIC)	P	1	0	0	100
356298-451	PATT. SEL. ENGAG'G LEVER COMP	AS	1	0	0	100
356302-900	B/H & F. REG. DIAL (H.S.)	HS	0	1	0	111
356303-451	B/H & F. REG. CAM ASSY	AS	0	1	0	111
356304-451	B/H & F. REG. CAM COMP	AS	0	1	0	111
356305-900	FEED REGULAT'G DIAL (H.S.)	HS	0	0	1	112
356306-451	FEED REGULAT'G MECH. ASSY	AS	0	0	1	112
356307-451	FEED REGULAT'G MECH. COMP	AS	0	0	1	112
356308	A. T. C. THREAD GUIDE	P	0	1	1	131/132
356309-900	ARM TOP COVER (MOLDED)	PL	1	1	1	130/131/132
356309-901	ARM TOP COVER (W/ GRAPHICS)	HS	1	0	0	130
356309-902	ARM TOP COVER (W/ GRAPHICS)	HS	0	1	1	131/132
356309-903	ARM TOP COVER (W/ GRAPHICS)(GRAY)	HS	1	0	0	130
356310-451	ARM TOP COVER ASSY	AS	1	0	0	130
356310-452	ARM TOP COVER ASSY (GRAY)	AS	1	0	0	130
356311-900	ARM TOP COVER MEDALLION (MOLDED)	PL	1	1	1	130/131/132
356311-901	ARM TOP COVER MEDALLION (W/ GRAPHICS)	HS	1	1	1	130/131/132
356311-902	ARM TOP COVER MEDALLION (W/ GRAPHICS)(GRAY)	HS	1	1	1	130/131/132
356312-451	A. T. COVER HANDLE	PL	1	1	1	130/131/132
356313-451	A. T. C. SPOOL PIN THREAD GUIDE	PL	1	1	1	130/131/132
356314-451	ARM TOP COVER COMP	AS	1	0	0	130
356314-452	ARM TOP COVER COMP. (GRAY)	AS	1	0	0	130

 NUMERICAL PART LIST

P/N	DESCRIPTION	CD	19	07	02	MECH.
356315-900	CONTROL PANEL (MOLDED)	PL	1	1	0	130/131
356315-901	CONTROL PANEL (MACHINED)	MC	1	0	0	130
356315-902	CONTROL PANEL (PAINTED N H.S.) (8019)	HS	1	0	0	130
356315-903	CONTROL PANEL (PAINTED & H.S.) (8007)	HS	0	1	0	131
356315-904	CONTROL PANEL (PAINTED & H.S.)(GRAY)	HS	1	0	0	130
356315-905	CONTROL PANEL (PAINTED & H.S.)(GRAY)	HS	0	1	0	131
356316-451	CONTROL PANEL COMP. (8019)	AS	1	0	0	130
356316-452	CONTROL PANEL COMP. (GRAY)	AS	1	0	0	130
356317	CONTROL PANEL BRACKET (RIGHT)	P	1	1	1	130/131/132
356318	CONTROL PANEL MOUNT'G SCREW	SR	2	2	2	130/131/132
356319-451	A. T. C. TOP PAD	PL	0	1	1	131/132
356320-451	ARM TOP COVER SUB-ASSY	AS	0	1	1	131/132
356320-452	ARM TOP COVER SUB-ASSY (GRAY)	AS	0	1	1	131/132
356321-451	ARM TOP COVER COMP	AS	0	1	1	131/132
356321-452	ARM TOP COVER COMP (GRAY)	AS	0	1	1	131/132
356322-451	CONTROL PANEL COMP (8007)	AS	0	1	0	131
356322-452	CONTROL PANEL COMP (GRAY)	AS	0	1	0	131
356323-900	CONTROL PANEL (MOLDED) (8002)	PL	0	0	1	132
356323-901	CONTROL PANEL (PAINTED & H.S.) (8002)	HS	0	0	1	132
356323-902	CONTROL PANEL (PAINTED & H.S.)(GRAY)	HS	0	0	1	132
356324-451	CONTROL PANEL COMP (8002)	AS	0	0	1	132
356324-452	CONTROL PANEL COMP (GRAY)	AS	0	0	1	132
356325-900	FACE PLATE BODY (PLASTIC)	PL	1	1	1	140
356326-451	FACE PLATE WITH REFLECTOR	AS	1	1	1	140
356327	FEED BAR COMP	AS	1	1	1	190/191
356328	FEED BAR GUIDE HINGE ADJ'G PIN POS. CENTER	SR	1	1	1	190/191
356329	FEED DOG	DC	1	1	1	190/191
356330-900	ROT'G HOOK DR'G GEAR TENSION ADJ'G COLLAR	SR	1	1	1	190/191
356331	ROT'G HOOK DR'G GEAR TEN. ADJ'G COLLAR COMP	AS	1	1	1	190/191
356332	F. DRIVER SHAFT	SR	1	1	1	190/191
356333	HOOK DRIVING GEAR SHAFT	SR	1	1	1	190/191
356344	ROTATING HOOK	MC	1	1	1	200
356347	ATTACHMENT SET COMP	AS	0	0	1	221
356348	ATTACHMENT SET COMP	AS	1	1	0	220
356349-451	B. W. BRACKET (PLASTIC)	PL	1	1	1	150
356350-900	B. W. STUD	SR	1	1	1	150
356351	B. W. STUD ASSY	AS	1	1	1	150
356352-451	B. W. ASSY	AS	1	1	1	150
356353-451	SPOOL PIN FOR TWIN NEEDLE SEWING	PL	1	1	1	220/221
356354-900	ROT'G HOOK BOBBIN CASE RET. PLATE STUD	SR	1	1	1	200
356355	ROT'G HOOK BOBBIN CASE RET. PLATE ASSY	AS	1	1	1	200
356356-900	NEEDLE BAR CONN. LINK (MACHINED)	PU	1	1	1	020
356358-900	FEED REGULAT'G MECH. MOUNT'G PLATE ASSY	AS	0	0	1	112
356359-900	FEED REGULAT'G MECH. MOUNT'G PLATE (BLANK)	P	0	0	1	112
356359-902	FEED REGULAT'G MECH. MOUNT'G PLATE (MACH.)	MC	0	0	1	112
356516-451	TENSION MOUNT'G BRACKET COMP	AS	1	1	1	120
356517	TENSION MOUNT'G BRACKET ASSY	AS	1	1	1	120
356518-900	TENSION MOUNT'G BRACKET	P	1	1	1	120
356524	PRESSER BAR GUIDE BRACKET COMP.	AS	1	1	1	030
356525-902	PRESSER BAR GUIDE BRACKET (BLANK) (P.M.)	PM	1	1	1	030
356525-903	PRESSER BAR GUIDE BRACKET (MACHINED)	MC	1	1	1	030

P-N	DESCRIPTION	CD	19	07	02	MECH.
356627-900	THREAD TAKE UP LEVER LINK (PLASTIC)	PL	1	1	1	020
356628-900	THREAD TAKE UP LEVER HINGE STUD	SR	1	1	1	020
356712-001	INSTRUCTION BOOK (ENGLISH)	PU	1	1	1	220/221
356712-002	INSTRUCTION BOOK (CHINESE)	PU	1	1	1	220/221
356712-003	INSTRUCTION BOOK (CANADA)	PU	1	1	1	220/221
356712-004	INSTRUCTION BOOK (GERMANY)	PU	1	1	1	220/221
356782-00X	ARM END COVER WITH LABEL	HS	1	1	1	010
356820-900	CONTROL PANEL INSERT (ADHESIVE BACKED)	SR	1	1	1	130/131/132
356821-900	ARM TOP COVER WITH MEDALLION	HS	1	0	0	130
356821-901	ARM TOP COVER WITH MEDALLION	HS	0	1	1	131/132
356821-902	ARM TOP COVER WITH MEDALLION(GRAY)	HS	1	0	0	130
356821-903	ARM TOP COVER W/ MEDALLION (GRAY)	HS	0	1	1	131/132
356822	BED LID RUBBER CUSHION	PL	1	1	1	010
356830-002	F.LIFT'G CAM & ECCENTRIC SPACER	P	1	1	1	190/191
356840	F.R. TENSION SPRING	PU	0	1	1	191
356841	PRETENSION BRACKET COMP	AS	1	1	1	130/131/132
356842-900	PRETENSION BRACKET	P	1	1	1	130/131/132
356877-900	HAND WHEEL DESENG'G CLUTCH ENGAG'G PLATE	P	1	1	1	050
356885	OIL CONTAINER WITH OIL	AS	1	1	1	220/221
356889-90X	ELECTRIC DATA LABEL	PU	1	1	1	010
356892-001	WARRANTY CARD (ENGLISH)	PU	1	1	1	220/221
356892-002	WARRANTY CARD (CHINESE)	PU	1	1	1	220/221
356893-900	PRODUCT REGISTRATION CARD (ENGLISH)	PU	1	1	1	220/221
356893-901	PRODUCT REGISTRATION CARD (CHINESE)	PU	1	1	1	220/221
356899-900	STYROFOAM COCOON (LEFT)	PU	1	1	1	220/221
356899-901	STYROFOAM COCOON (RIGHT)	PU	1	1	1	220/221
356900-900	CARDBOARD BOX (CARTON)	PU	1	1	1	220/221
356900-910	CARDBOARD BOX (CARTON) GRAPHICS	PU	1	1	1	220/221
356901-900	CORRUGATED CARDBOARD WRAPPER	PU	1	1	1	220/221
356902	B.W. MOUNT'G HINGE STUD SPRING	PU	1	1	1	130/131/132
362035-005	ELECTRICAL EQUIPMENT COMP. (USA/CANADA)	PU	1	1	1	160
362035-006	ELECTRICAL EQUIPMENT COMP. (EUROPE)	PU	1	1	1	160
362035-007	ELECTRICAL EQUIPMENT COMP. (U.K.)	PU	1	1	1	160
362035-008	ELECTRICAL EQUIPMENT COMP. (AUSTRALIA)	PU	1	1	1	160
362036-004	MOTOR COMP. 120V-UL/CSA	PU	1	1	1	160
362036-005	MOTOR COMP. 220V-IEC-EUROPE	PU	1	1	1	160
362036-006	MOTOR COMP. 240V-IEC-UK/AUSTRALIA	PU	1	1	1	160
362036-940	MOTOR INCOMP. 120V-UL/CSA(SUPPLIED BYITU)	PU	1	1	1	160
362036-941	MOTOR INCOMP. 220V-IEC(SUPPLIED BYITU)	PU	1	1	1	160
362036-942	MOTOR INCOMP. 240V-IEC-UK(SUPPLIED BYITU)	PU	1	1	1	160
381066	BUTTON SEING PRESSER FOOT	OP	1	1	1	220/221
381106	B/H PRESSER FOOT COMP	AS	1	1	0	220
381107-900	B/H PRESSER FOOT PLATE (PLASTIC)	PL	1	1	0	220
381491	BLIND HEM STITCH PRESSER FOOT	OP	1	1	1	220/221
381876	BED LID HINGE BRACKET SPRING	PU	1	1	1	010
381877	BED LID LATCH SPRING	PU	1	1	1	010
381878	BED LID POSITION'G BUTTON (PL)	PL	1	1	1	010
382330	LIGHT SWITCH ACTUAT'G BRACKET SPRING CLIP	P	1	1	1	230
383011	ROT. HOOK DR'G SHAFT BUSHING (LEFT)	PM	1	1	1	010
384037	DARN'G & EMBROIDERY PRESSER FOOT	OP	1	1	1	220/221
384129	P. FOOT PLATE WITH SHANK FOR Z.Z. SEWING	AS	1	1	1	030

NUMERICAL PART LIST

P/N	DESCRIPTION	CD	19	07	02	MECH.
402673-455	ATTACHMENT BOX COMP	AS	1	1	1	220/221
408030	BED LID HINGE PIN RET. RING	PU	3	3	3	010/110-1-2
408098	BED SLIDE SPRING SCREW WASHER	P	2	2	2	180
408256-900	BELT IDLER PULLEY RIVET	SR	2	2	2	040
408259-900	BELT IDLER PULLEY (PLASTIC)	PL	2	2	2	040
408263-900	ROT'G HOOK SHAFT BELT DRIVE GEAR (MACH.)	MC	1	1	1	190/191
408264	ROT'G HOOK SHAFT BELT DRIVE GEAR COMP	AS	1	1	1	190/191
408266	BED LID HINGE BRACKET	P	1	1	1	010
408278	FEED REG. SLIDE BLOCK DRIVE CONN. ASSY	AS	1	1	1	190/191
408284-900	F.R. SHAFT TEN. SPR. ADJ'G COLLAR COMP(MACH.)	MC	1	1	1	190/191
408285	F.R. SHAFT TEN. SPR. ADJ'G COLLAR COMP	AS	1	1	1	190/191
408293-910	ROT'G HOOK SHAFT BELT DRIVE GEAR (BLANK)	PM	1	1	1	190/191
408460	MOTOR ADJUST'G STUD (ECC) COMP	AS	1	1	1	230
408555	BELT SLIP PREVENTION GUARD (LOWER)	P	1	1	1	040
408558	BELT IDLER PULLEY BKT. FASTEN'G WASHER	P	1	1	1	040
408629-456	BED LID WITH CUSHION	AS	1	1	1	010
408630-900	BED LID (CONV) LID (UNPAINTED)	AS	1	1	1	010
408630-906	BED LID (CONV) LID (PAINTED)	PA	1	1	1	010
408684	BED LID POSITION'G BUTTON VINYL TUBE	PL	1	1	1	010
408685-900	BED LID (CONV) LID BODY (UPPER)	P	1	1	1	010
408686-900	BED LID (CONV) LID BODY (LOWER)	P	1	1	1	010
408916	BED LID HINGE PIN	SR	1	1	1	010
409285	THROAT PLATE CLAMP	SR	1	1	1	180
409286	THROAT PLATE FOR ZIG-ZAG SEWING	P	1	1	1	180
409287	STRAIGHT STITCH THROAT PLATE	OP	1	1	1	220/221
409294	FEED REG. SHAFT THRUST WASHER	P	1	1	1	190/191
409376-900	STRAIGHT STITCH PRESSER FOOT PLATE	OP	1	1	1	220/221
409377-002	STRAIGHT STITCH PRESSER FOOT COMP	OP	1	1	1	220/221
421325	ROT'G HOOK BOBBIN CASE COMP	AS	1	1	1	200
421333-452	EVEN FEED FOOT COMP	OP	1	1	1	220/221
422333-900	FEED BAR (CASTING)	DC	1	1	1	190/191
422333-902	FEED BAR (MACHINED)	MC	1	1	1	190/191
422334-900	FEED DOG HOLDER (CASTING)	DC	1	1	1	190/191
422334-901	FEED DOG HOLDER (MACHINED)	MC	1	1	1	190/191
422335-001	FEED DOG COMPENSATING LINK	P	1	1	1	190/191
422337	FEED DOG COMPENSATING LINK RETAIN SPRING(R)	PU	1	1	1	190/191
422338	FEED BAR GUIDE HINGE WASHER	P	1	1	1	190/191
422340	FEED BAR GUIDE HINGE BUSH'G	PM	1	1	1	190/191
422383	FEED BAR GUIDE HINGE	SR	1	1	1	190/191
422385-001	FEED BAR ASSY	AS	1	1	1	190/191
422387-900	FEED DOG CONNECTION	PM	1	1	1	190/191
422388	FEED DOG & F.LIFT'G CONN. SPRING WASHER	P	1	1	1	190/191
422399-002	FEED BAR SUB-ASSY	AS	1	1	1	190/191
422409-900	FEED DRIVE SHAFT DRIV. GEAR INSERT (BLANK)	SR	1	1	1	190/191
422409-902	FEED DRIVE SHAFT DRIV. GEAR COMP (MACH.)	MC	1	1	1	190/191
422410-901	FEED DRIVE SHAFT DRIV. GEAR (MOLDED)	PL	1	1	1	190/191
422521	ROT'G HOOK DR'G GEAR TENSION ADJ'G SPRING	PU	1	1	1	190/191
422561	FEED DOG COMPENSATING LINK RETAIN SPRING(L)	PU	1	1	1	190/191
444761	TENSION REGULAT'G SLIDE PLATE SPRING CLIP	P	1	1	1	120
444763-900	CCF CAM HINGE RIVET	SR	4	1	1	100/190/191
444767	TENSION SPRING WASHER	P	3	3	3	120/230

P-N	DESCRIPTION	CD	19	07	02	MECH.
444800	N. POS. SEL. BKT POSITIONING PIN SPRING	PU	1	1	1	070/071/072
444866	CCF DISC FOLL. (LO.) ARM ECC.	SR	1	0	0	100
444867-900	CCF DISC FOLL. (LOWER) HUB	SR	1	0	0	100
444881-900	OIL CONTAINER BODY (LESS ORNAMENTED)	PL	1	1	1	220/221
444881-901	OIL CONTAINER BODY (ORNAMENTED)	AS	1	1	1	220/221
444882-900	OIL CONTAINER CAP	PL	1	1	1	220/221
444883-900	OIL CONTAINER SPOOL	PL	1	1	1	220/221
444884	OIL CONTAINER WITH OIL	AS	1	1	1	220/221
444889	THROAT PLATE CLAMP SPRING	PU	1	1	1	180
444914-900	DISC STACK MOUNT'G PLATE	P	1	1	0	090
444921	DISC DR'G GEAR RET. RING	PU	1	1	1	090/091
444922	DISC DR'G GEAR SHAFT	SR	0	0	1	091
444923-453	DISC DR'G GEAR SHAFT FRICTION WASHER	P	1	1	1	090/091
445113-900	CCF CAM POS. LEVER STUD	SR	1	0	0	100
445117-900	N. POS. SEL. LEVER STUD	SR	1	1	0	071/100
445125-900	B/H PRESSER FOOT PLATE PIN	SR	1	1	0	220
445138	CCF DR'G ARM COMP.	AS	1	0	0	100
445224	NEEDLE BAR CONN. LINK (POWDER METAL)	PM	1	1	1	020
445250	N.B. DR'G ARM SLIDE BRACKET HINGE PIN	SR	1	1	1	070/071/072
445313-454	PATT. SEL. INDICATOR DIAL (PLASTIC)	PL	1	1	0	080
445313-455	PATT. SEL. IND. DIAL (PLASTIC) (GREY)	PL	1	1	0	080
445323-900	LIGHT MOUNT'G BRACKET	P	1	1	1	030
445328-900	N. POS. SELECTOR BRACKET	PM	1	1	1	070/071/072
445329	N. POS. SELECTOR BRACKET COMP.	AS	1	1	1	070/071/072
445331	N.B. DR'G ARM SLIDE BKT	P	1	1	1	070/071/072
445332	N.B. DR'G ARM SLIDE BKT ASS'Y	AS	1	1	1	070/071/072
445334-451	PATT. SEL. IND. CARRIER (PLASTIC)	PL	1	1	0	080
445337	DISC FOLL. DISENGAG'G LEVER	P	1	1	0	080
445340	DISC FOLL. HINGE STUD	SR	1	1	0	080
445341	DISC FOLLOWER ADJ'G SCREW STUD	SR	1	1	0	080
445342	DISC STACK (MACHINED)	MC	1	1	0	090
445342-900	DISC STACK (MOLDED)	PL	1	1	0	090
445347	N.P. SELECTOR BKT FOLL SCREW STUD (ECC)	SR	1	1	1	070/071/072
445349-907	ARM TOP COVER LID SPOON PIN	PL	1	1	1	130/131/132
445355-900	DISC DR'G GEAR (PLASTIC)	PL	1	1	0	090
445356	DISC DR'G GEAR ASS'Y	AS	1	1	0	090
445357-900	DISC DR'G GEAR INSERT	SR	1	1	0	090
445358	DISC DR'G GEAR SHAFT	SR	1	1	0	090
445359	DISC DR'G GEAR COMP.	AS	1	1	0	090
445360-908	N. POS. SEL. LEVER KNOB (MOLDED)	PL	2	2	2	060-1/071-2/100
445360-909	N. POS. SEL. LEVER KNOB (H.S.)	HS	2	2	2	060-1/071-2/100
445360-910	B. AMP. CONTR. LEVER KNOB (MOLDED)(GRAY)	PL	2	2	2	060-1/071-2/100
445360-911	B. AMP. CONTR. LEVER KNOB (H.S.)(GRAY)	HS	2	2	2	060-1/071-2/100
445367-900	N. POS. SEL. LEVER W/ STUD	AS	0	1	0	071
445368-900	N. POS. SEL. LEVER	P	1	1	0	071/100
445368-901	N. POS. SEL. LEVER	P	0	0	1	072
445369-900	N. POS. SEL. LEVER WITH STUD	AS	1	0	0	100
445370-455	N. POS. SEL. LEVER COMP	AS	1	1	0	071/100
445370-456	N. POS. SEL. LEVER ASSY	AS	0	0	1	100
445371-900	B. AMP. CONTR. LEVER	P	1	1	1	060/061
445372-455	B. AMP. CONTR. LEVER W/ KNOB	AS	1	1	1	060/061

 NUMERICAL PART LIST

P/N	DESCRIPTION	CD	19	07	02	MECH.
445372-456	B. AMP. CONTR. LEVER W/ KNOB (GRAY)	AS	1	1	1	060/061
445373-455	B. AMP. CONTR. LEVER COMP.	AS	1	1	0	060
445373-456	B. AMP. CONTR. LEVER COMP. (GRAY)	AS	1	1	0	060
445375-900	CCF DISC FOLL. (LOWER) HUB	SR	2	0	0	100
445377-900	CCF DISC FOLL. (LOWER) ARM	P	1	0	0	100
445378	CCF DISC FOLL. (UPPER) ARM	P	1	0	0	100
445383-900	CCF CAM (BLANK)	PM	1	0	0	100
445383-901	CCF CAM (MACHINED)	MC	1	0	0	100
445384	CCF DR'G AMR ECC. LEVER SCREW FRICTION WASHER	P	1	0	0	100
445389-900	PATT. SEL. ENGAG'G LEVER GEAR SEGMENT	P	1	0	0	100
445390-900	PATT. SEL. ENGAG'G LEVER GEAR SEG. SUPPORT(BLANK)	PM	1	0	0	100
445390-901	PATT. SEL. ENGAG'G LEVER GEAR SEG. SUPPORT(MACH.)	MC	1	0	0	100
445391	PATT. SEL. ENGAG'G LEVER GEAR SEGMENT COMP.	AS	1	0	0	100
445392-900	CCF CAM POS. LEVER	P	1	0	0	100
445394	CCF CAM POS. LEVER WITH STUD	AS	1	0	0	100
445396-900	CCF DISC FOLL. (LOWER)	P	1	0	0	100
445397	CCF DISC FOLL. (LOWER) WITH HUB	AS	1	0	0	100
445398-900	CCF DISC FOLL. (UPPER)	P	1	0	0	100
445399	CCF DISC FOLL. (UP.) WITH HUB	AS	1	0	0	100
445400	CCF DISC FOLL. (LOWER) ARM WITH HUB	AS	1	0	0	100
445401	CCF DISC FOLL. (LOWER) ARM COMP	AS	1	0	0	100
445405-900	N. B. VIBRAT'G BKT. RET. COLLAR (BLANK)	PM	1	1	1	020
445405-901	N. B. VIBRAT'G BKT. RET. COLLAR (MACHINED)	MC	1	1	1	020
445406	N. B. VIBRAT'G BKT. RET. COLLAR COMP	AS	1	1	1	020
445421	TENSION DISC (LARGE)	P	1	1	1	120
445422	TENSION DISC (SMALL)	P	2	2	2	120
445444-900	CONTROL PANEL THREAD GUIDE	P	1	1	1	130/131/132
445454	DISC FOLLOWER COMP.	AS	1	1	0	080
445455-900	B/H N POS CAM FOLL LEVER LINK CONNECTOR	P	1	1	1	070/071/072
445463	PATT. SEL. ENGAG'G LEVER GEAR (PLASTIC)	PL	1	0	0	100
445468	CCF CAM POS. LEVER SPRING	PU	1	0	0	100
445472	THREAD T.U. SPRING	PU	1	1	1	120
445473	THREAD T.U. SPRING CUP&SLACK TH. REG. (PL)	PL	1	1	1	120
445474	THREAD T.U. SPRING POSITION COLLAR	SR	1	1	1	120
445475	THREAD T.U. SPRING TH. GUARD&MOUNT'G BKT	P	1	1	1	120
445477	THREAD T.U. SPR. TH. GUARD & MOUNT'G BKT COMP	AS	1	1	1	120
445479-455	CCF MECH. MOUNT'G PLATE COMP.	AS	1	0	0	100
445480-455	CCF MECHANISM	AS	1	0	0	100
445481-455	CCF MECHANISM COMP	AS	1	0	0	100
445481-456	CCF MECHANISM COMP. (GRAY)	AS	1	0	0	100
445486	B. W. MOUNT'G HINGE STUD RET. RING	PU	9	8	6	100/110-1/130-1-2/190-1/230
445498	DISC FOLL. SPRING	PU	1	1	0	080
445499	LIGHT LEAD CLIP	P	1	1	1	030
445518	TENSION DISC PRESSURE PIN	SR	1	1	1	120
445519	TENSION DISC PRESSURE PLATE	P	1	1	1	120
445520-900	TENSION DISC STUD	SR	1	1	1	120
445521-454	TENSION IND. DIAL (H.S.) WITH PIN	AS	1	1	1	120
445521-902	TENSION IND. DIAL (MOLDED)	PL	1	1	1	120
445523-900	TENSION IND. DIAL PIN	SR	1	1	1	120
445525	TENSION SPRING ADJUSTER SCREW	SR	1	1	1	120
445526	TENSION REGULAT'G SLIDE	P	1	1	1	120

NUMERICAL PART LIST

P/N	DESCRIPTION	CD	19	07	02	MECH.
445527	TENSION REGULAT'G SLIDE PLATE	P	1	1	1	120
445530-900	TENSION RELEASING LEVER	P	1	1	1	120
445531-900	TENSION RELEASING LEVER BRACKET	P	1	1	1	120
445532-900	TENSION RELEASING LEVER HINGE RIVET	SR	1	1	1	120
445533	TENSION RELEASING LEVER COMP	AS	1	1	1	120
445534	TENSION REG'G SLIDE ADJUSTER SCREW WASHER	SR	1	1	1	120
445537	CCF MECH. MOUNT'G PLATE ASSY	AS	1	0	0	100
445538	CCF DISC FOLL. (LO.&UP.) ARM ECC	SR	1	0	0	100
445539	TENSION INDICATOR DIAL RET. WASHER	P	2	2	2	040/120
445562	PATT.SEL.ENGAG'G LEVER GEAR SEG.RET. RING	PU	1	0	0	100
445599	THREAD TAKE UP STUD	SR	1	1	1	020
445606	CCF DISC FOLL.(LO.&UP.)MOUNT'G SPR.STUD	SR	1	0	0	100
445607	CCF DISC FOLL.(LO.&UP.)MOUNT'G SPR.STUD NUT	SR	1	0	0	100
445609	TENSION DISC PRESSURE PLATE RET. RING	PU	1	1	1	120
445638-900	TENSION INDICATOR DIAL HINGE STUD	SR	1	1	1	120
445658-900	THREAD TAKE UP LEVER BUSH'G	PM	1	1	1	020
445687-900	ARM (CASTING)	DC	1	1	1	010
445687-901	ARM (MACH.)	MC	1	1	1	010
445690	N.B. VIBRAT'G BKT HINGE PIN (ECC)	SR	1	1	1	020
445691	N.B. VIBRAT'G BKT. BALL JOINT	SR	1	1	1	020
445692	N.B. DR'G ARM BALL JOINT SPRING	PU	1	1	1	020
445700	TIMING BELT (ROT. HOOK DRIVE)	PU	1	1	1	040
445703	B.AMP.CONTR.LEVER MOUNT'G BRACKET	P	1	1	1	060/061
445704-453	B.AMP.CONTR.LEVER MOUNT'G BKT.COMP.	AS	1	1	0	060
445704-454	B.AMP.CONTR.LEVER MOUNT'G BKT.COMP.(GRAY)	AS	1	1	0	060
445705	N.B. VIBRAT'G BKT COMP	AS	1	1	1	020
445706	N.B. DR'G ARM	P	1	1	1	060/061
445707	N.B. DR'G ARM SPRING	PU	1	1	1	060/061
445708	N.B. DR'G ARM SLIDE (P.M.)	PM	1	1	1	070/071/072
445712-900	B/H N POS. CAM FOLL. LEVER LINK(RIGHT)	P	1	1	0	110/111
445713	TENSION MOUNT'G BKT SCREW SPACER	SR	1	1	1	120
445721	F. REG. POS. PIN FRICTION SPRING RET. RING	PU	4	4	4	050/110/111/112/180
445723	F.R.SHAFT	SR	1	1	1	190/191
445724-900	F.R.SHAFT CRANK (BLANK)(PM)	PM	1	1	1	190/191
445724-901	F.R.SHAFT CRANK (MACHINED)	MC	1	1	1	190/191
445725-900	F.R.CONTR. ARM	P	1	1	1	190/191
445726-900	F.R. CONTR. ARM LINK	P	1	1	1	190/191
445727	F.R.SHAFT CRANK COMP	AS	1	1	1	190/191
445728	F.R. CONTR. ARM COMP	AS	1	1	1	190/191
445729-900	FACE PLATE REFLECTOR	PU	1	1	1	140
445730	LIGHT SWITCH ACTUAT'G ROCKER BUTTON BRACKET	P	1	1	1	230
445731	LIGHT SWITCH ACTUAT'G ROD	P	1	1	1	230
445732-453	LIGHT SWITCH ACTUAT'G ROCKER BUTTON COMP	AS	1	1	1	230
445740-900	BELT IDLER PULLEY BRACKET	P	1	1	1	040
445741	BELT IDLER PULLEY BRACKET COMP.	AS	1	1	1	040
445747-900	ARM SHAFT PULLEY (BLANK)	PM	1	1	1	050
445747-901	ARM SHAFT PULLEY (MACHINED)	MC	1	1	1	050
445748	CCF DISC FOLL. SPRING	PU	1	0	0	100
445757-453	LIGHT SWITCH ACTUAT'G ROCKER BUTTON (H.S.)	HS	1	1	1	230
445757-901	LIGHT SWITCH ACTUAT'G ROCKER BUTTON (MOLDED)	PL	1	1	1	230
445762	DISC STACK (PLASTIC)	PL	0	0	1	091

NUMERICAL PART LIST

P/N	DESCRIPTION	CD	19	07	02	MECH.
445774-900	DISC FOLLOWER (BLANK P.M.)	PM	1	1	1	080/081
445774-901	DISC FOLLOWER (MACHINED)	MC	1	1	0	080
445780	LIGHT LEAD SHIELD	PL	1	1	1	230
445791	N.B. DR'G ARM BALL JOINT (PLASTIC)	PL	1	1	1	060/061
445792	N.B. DR'G ARM BALL JOINT PLATE	P	1	1	1	060/061
445793	NEEDLE BAR	SR	1	1	1	020
445794-930	NEEDLE BAR CONN. STUD WITH HINGE PIN	AS	1	1	1	020
445795-900	THREAD TAKE UP LEVER (SLOTTED)	P	1	1	1	020
445796-900	THREAD TAKE UP LEVER & BUSH'G ASSY	AS	1	1	1	020
445797	THREAD TAKE UP LEVER ASSY	AS	1	1	1	020
445798	THREAD TAKE UP LEVER COMP	AS	1	1	1	020
445801-900	N.B. CRANK (BLANK) (P.M.)	PM	1	1	1	040
445801-901	N.B. CRANK (MACHINED)	MC	1	1	1	040
445808	B/H & F.REG.MECH.MOUNT'G PLATE STUD SPR. WASHER	P	1	1	1	110/111/112
445808-451	ROT'G HOOK BOBBIN CASE RET.PLATE STUD WASHER	P	1	1	1	200
445809	ARM SHAFT PULLEY COMP.	AS	1	1	1	050
445814	PATT. SEL. IND. CARRIER GUIDE BRACKET	P	1	1	0	080
445828-900	CCF MECH. MOUNT'G PLATE	P	1	0	0	100
445846-900	BED SLIDE (LESS PLASTIC WINDOW)	P	1	1	1	180
445847	BED SLIDE WITH MOLDED PLASTIC WINDOW	PL	1	1	1	180
445856-900	B/H & BIGHT CONTR. CAM FOLLOWER	SR	2	2	0	110/111
445857-900	B/H & BIGHT CONTR. CAM FOLL. LEVER	P	1	1	0	110/111
445858-900	B/H & BIGHT CONTR. CAM FOLL. LEVER COMP	AS	1	1	0	110/111
445865	N.B. CONN. STUD	SR	1	1	1	020
445866-900	ROT'G HOOK SHANK	SR	1	1	1	200
445868	DISC FOLL. DISENGAG'G LEVER SPRING	PU	1	1	0	080
445870-452	BED LID COMPLETE	AS	1	1	1	010
445872	LIGHT SWITCH ACTUAT'G BRACKET (PLASTIC)	PL	1	1	1	230
445878	FEED REG. SHAFT RET.RING	PU	1	1	1	190/191
445897	ROT'G HOOK FLANGED BUSH'G (ECC)	PM	1	1	1	200
445898	N.B. CRANK POSITION'G PIN	PU	1	1	1	040
445899	LIGHT SWITCH ACTUAT'G ROCKER BUTTON PIN	SR	1	1	1	230
445924	B.W TENSION STOP	P	1	1	1	130/131/132
445928-900	B/H & F.REG. CAM (PLASTIC)	PL	1	1	1	110/111/112
445933-900	B/H & F.REG. CONTR. DIAL PAWL	P	1	1	1	110/111/112
445934-900	B/H & F.REG. MECH. MOUNT'G PLATE (BLANK)	P	1	1	0	110/111
445934-901	B/H & F.REG. MECH. MOUNT'G PLATE (MACH.)	MC	1	1	0	110/111
445935-900	B/H & F.REG. MECH. MOUNT'G PLATE COMP	AS	1	1	0	110/111
445937	F.REG.MECH. MOUNT'G PLATE STUD SPRING	PU	1	1	1	110/111/112
445945	REVERSE F. CAM FOLL. (MACHINED)	MC	1	1	1	110/111/112
445945-900	REVERSE F. CAM FOLL. (D.C. - ZN)	PL	1	1	1	110/111/112
445947-001	P.B. BUSHING	SR	1	1	1	030
446088-900	N. POS. SEL. LEVER PLATE	P	0	1	1	071/072
446090-900	N. POS. SEL. LEVER HINGE RIVET	SR	0	1	1	071/072
446138	DISC STACK POSITION'G SCREW WASHER	P	2	2	0	090
446148-455	ATTACHMENT BOX BASE (PL)	PL	1	1	1	220/221
446149-456	ATTACHMENT BOX COVER (PL)	PL	1	1	1	220/221
446150-454	ATTACHMENT BOX COMP	AS	1	1	1	220/221
446163-901	FEED REGULAT'G DIAL (MOLDED)	PL	1	1	1	110/111/112
446164-900	F.REG.POS. PIN KNOB ADAPTER (BLANK) (P.M.)	PM	1	1	1	110/110/112
446164-901	F.REG.POS. PIN KNOB ADAPTER (MACHINED)	MC	1	1	1	110/111/112

P/N	DESCRIPTION	CD	19	07	02	MECH.
446165	F. REG. POS. PIN KNOB ADAPTOR COMP	AS	1	1	1	110/111/112
446166	F. REG. POS. PIN	SR	1	1	1	110/111/112
446173-452	BED COVER (PLASTIC)	PL	1	1	1	210
446259	F. REG'G POS. PIN CARRIER W/ MOLDED PL. CAM FOLL.	PL	1	1	1	110/111/112
446262	LIGHT SWITCH ACTUAT'G ROCKER BUTTON BKT WASHER	P	1	1	1	230
446289-901	ARM END COVER (MOLDED)	PL	1	1	1	010
446292	PRESSER BAR	SR	1	1	1	030
446297-902	H. W. DESENG'G CLUTCH ENGAG'G PLATE COVER	PL	1	1	1	050
446329	BED SLIDE RET. SPRING	P	1	1	1	180
446355-001	N. B. BALL BUSH'G (UPPER)	SR	2	2	2	020
446489-900	ROT'G HOOK BOBBIN CASE RET. PLATE	P	1	1	1	200
446798	THREAD TAKE UP LEVER LINK HINGE STUD	SR	1	1	1	020
446904	B. AMP. CONTR. LEVER LINK STOP	P	2	2	2	060/061
501750	LINT BRUSH	OP	1	1	1	220/221
503325	FEED LIFT'G FORKED IWTH SCREW	AS	1	1	1	190/191
507063	FEED BAR & F. LIFT'G CONN. HINGE STUD RET. RING	PU	1	1	1	190/191
507379-001	N. B. BALL BUSH'G SOCKET (LOWER) (PL)	PL	2	2	2	020
507664-461	A. T. C. SPOOL PIN TH. LEAD OFF (SMALL) (PL)	PL	1	1	1	220/221
507865-900	ZIPPER & CORDING PR. FOOT PLATE (PL)	PL	1	1	0	220
507866-900	ZIPPER & CORDING PR. FOOT PLATE FRAME	P	1	1	0	220
507867-900	ZIPPER & CORDING PR. FOOT PLATE PIN	SR	1	1	0	220
511016	FEED LIFT'G FORKED CONNECTION	PM	1	1	1	190/191
511030	FEED REG. SLIDE BLOCK	PM	1	1	1	190/191
511052	FEED DOG HOLDER HINGE STUD	SR	1	1	1	190/191
511055-904	FEED LIFT'G FORKED (MACHINED)	MC	1	1	1	190/191
511055-930	FEED LIFT'G FORKED (BLANK) (P. M.)	PM	1	1	1	190/191
511056	FEED LIFT'G FORKED HINGE STUD	SR	1	1	1	190/191
511057	FEED LIFT'G FORKED HINGE PIN	SR	1	1	1	190/191
511210	FEED DOG HOLDER HINGE STUD WASHER	P	2	2	2	190/191
511211	FEED BAR GUIDE HINGE BUSH'G SPR. WASHER	P	1	1	1	190/191
511213	FEED DOG HOLDER HINGE STUD RET. RING	PU	1	1	1	190/191
511233	FEED BAR GUIDE HINGE ADJUST'G PIN CENTER	SR	1	1	1	190/191
511384	ROT'G HOOK DR'G GEAR TEN. ADJ'G THRUST WASHER	P	2	2	2	190/191
511480-900	FEED REG. SLIDE BLOCK DRIVE CONN. STUD	SR	1	1	1	190/191
511481	FEED REG. SLIDE BLOCK DRIVE CONN. (PM)	PM	1	1	1	190/191
511483-901	FEED REG. (MACHINED)	MC	1	1	1	190/191
511484-901	FEED REG. WITH SCREW	AS	1	1	1	190/191
514509-830	MOTOR BELT PULLEY SET SCREW	SR	1	1	1	160
514685-451	ROT'G HOOK DR'G GEAR TEN. ADJ'G COLL. SET SCREW	SR	2	2	2	190/191
514698-451	DISC FOLLOWER ADJ'G SCREW STUD NUT	SR	2	2	1	030/080
514744-451	FEED BAR GUIDE HINGE SCREW	SR	1	1	1	190/191
531535-901	B/H & F. REG. DIAL (H. S.)	HS	1	0	0	110
531535-902	B/H & F. REG. DIAL (H. S.) (GRAY)	HS	1	0	0	110
531536-452	B/H & F. REG. CAM ASSY	AS	1	0	0	110
531536-453	B/H & F. REG. CAM ASSY (GRAY)	AS	1	0	0	110
531537-452	B/H & F. REG. CAM COMP	AS	1	0	0	110
531537-453	B/H & F. REG. CAM COMP. (GRAY)	AS	1	0	0	110
531628	H. W. DESENG'G CLUTCH ACTUAT'G SPRING	PU	1	1	1	050
531629	BELT SLIP PREVENTION GUARD (UPPER)	P	1	1	1	040
531759-900	B. W. MOUNT'G HINGE STUD	SR	1	1	1	130/131/132
531868	NEEDLE PACK (ENVELOPE) W/ ONE TWIN NEEDLE	OP	1	1	1	220/221

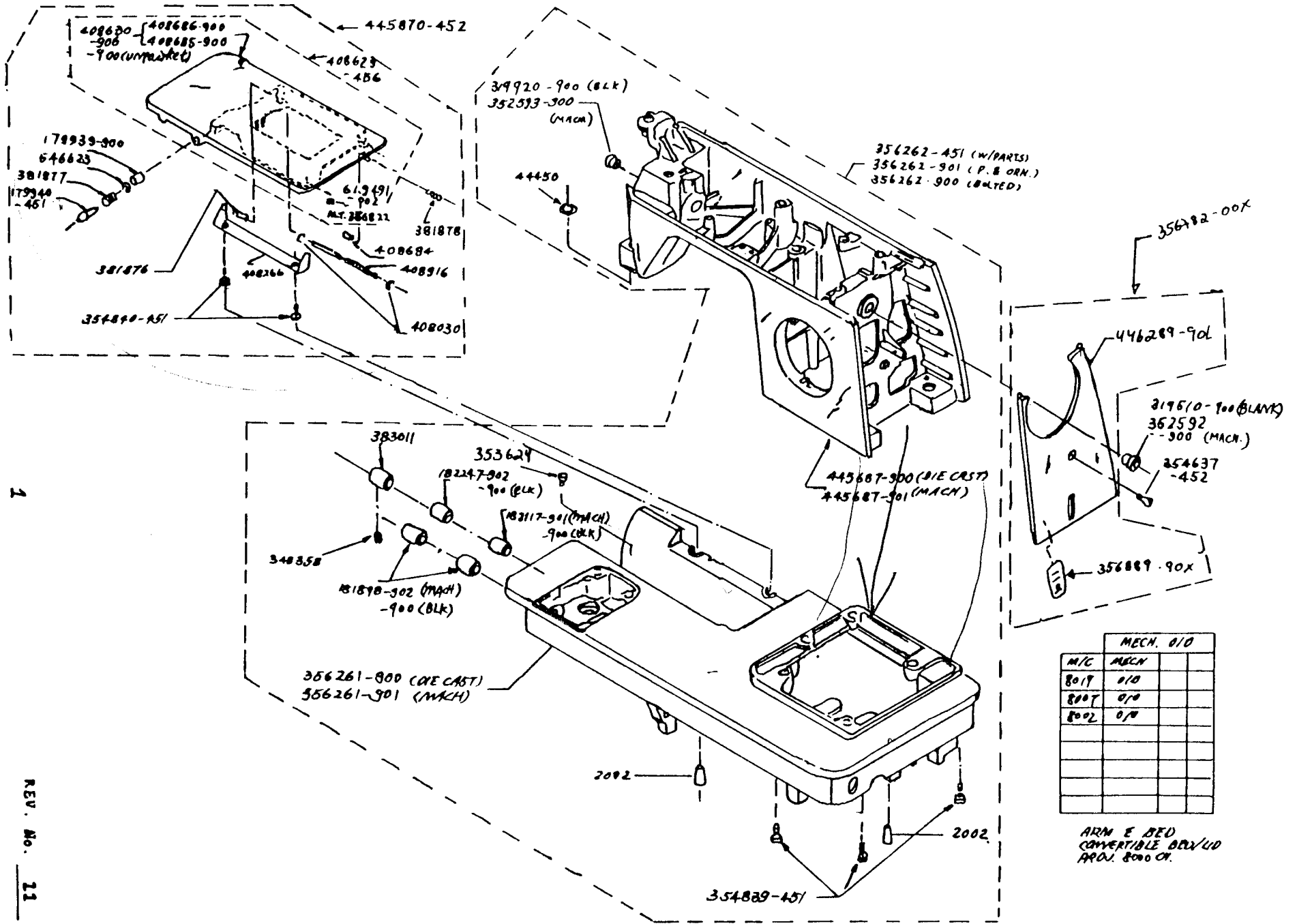
P/N	DESCRIPTION	CD	19	07	02	MECH.
541157	MOTOR ADJUST'G STUD (ECC) NUT	SR	1	1	1	230
542653	MOTOR HINGE PIN (LEFT)	SR	1	1	1	230
542654	MOTOR HINGE PIN (RIGHT)	SR	1	1	1	230
543531	B. W DAMPING WASHER (PLASTIC)	PL	2	1	1	100/150
543598	ROT'G HOOK SHAFT DAMP'G WASHER	PL	2	2	2	200
544080	BED SLIDE SPRING SCREW	SR	1	1	1	180
544098	ROT'G HOOK SHAFT BELT DRIVE GEAR SET SCREW	SR	2	2	2	190/191
544100	FEED DOG HOLDER HINGE STUD SET SCREW	SR	1	1	1	190/191
544101	F. BAR GUIDE HINGE ADJ'G PIN POS. CEN. SET SCREW	SR	1	1	1	190/191
544103	FEED DOG SCREW	SR	2	2	2	190/191
544104	F. R. SHAFT TEN. SPR. ADJ'G COLL. COMP SET SCREW	SR	1	1	1	190/191
544118	MOTOR HINGE PIN (LEFT) SET SCREW	SR	1	1	1	230
544122	MOTOR ADJUST'G STUD (ECC)	SR	1	1	1	230
544207-012	ROT'G HOOK SHAFT BEVEL GEAR SET SCREW	SR	2	2	2	200
544208-005	HOOK DRIVING GEAR SET SCREW	SR	1	1	1	190/191
546623	BED LID LATCH RET. RING	PU	1	1	1	010
549308	FEED DOG & F. LIFT'G CONN. HINGE STUD SET SCREW	SR	1	1	1	190/191
549358	F. DRIVER SHAFT SET SCREW	SR	4	4	4	010/190/191
549366	ROT'G HOOK FLANGED BUSH'G (ECC) SET SCREW	SR	1	1	1	200
549426-451	B/H & F. REG. MECH. MOUNT'G PLATE STUD SPR. WASHER	P	1	1	1	110/111/112
603975-010	MOTOR BELT	PL	1	1	1	160
604037-900	MOTOR BELT PULLEY (BLANK)	PM	1	1	1	160
604037-902	MOTOR BELT PULLEY (MACHINED)	MC	1	1	1	160
604147-002	MOTOR PULLEY ASSY	AS	1	1	1	160
604148-901	MOTOR BELT PULLEY FLANGE	P	1	1	1	160
604228-001	MOTOR ADJUSTING BLOCK	PL	1	1	1	160
604229-001	MOTOR HINGE PIN BUSHING	PL	2	2	2	160
604431-002	MOTOR PULLEY COMP	AS	1	1	1	160
605087-001	HEAT SHIELD	P	1	1	1	230
619491-002	BED LID (CONV) LID RUBBER CUSHION	PL	1	1	1	010
979314-026	CR 309-N FOOT CONTROLLER - EUROPE 220V	PU	1	1	1	160
979314-027	CR 309-N FOOT CONTROLLER - IEC 240V-UK	PU	1	1	1	160
979314-028	CR 309-N FOOT CONTROLLER - IEC 240V-AUSTRALIA	PU	1	1	1	160
988006-003	L9 LIGHT COMP. - UL/CSA	PU	1	1	1	160
988006-004	L9 LIGHT COMP. - IEC	PU	1	1	1	160
988076-001	LIGHT BULB 120V	PU	1	1	1	160
988076-003	LIGHT BULB 220V	PU	1	1	1	160
988076-005	LIGHT BULB 240V	PU	1	1	1	160
988322-002	MOTOR END HOUSING	PL	1	1	1	160
988323-002	MOTOR DUST COVER	PL	1	1	1	160
(356236)	B/H & F. REG. MECH. MOUNT'G PLATE STUD	AS	1	1	1	110/111/112
(445338)	DISC FOLL. DISENGAG'G LEVER BUSH'G (ECC)	PM	1	1	0	080
(514509)	FEED LIFT'G FORKED SET SCREW	SR	1	1	1	190/191

MECH	8002	8007	8019	MECH	8002	8007	8019
010	X	X	X	112	X	0	0
020	X	X	X	120	X	X	X
030	X	X	X	130	0	0	X
040	X	X	X	131	0	X	0
050	X	X	X	132	X	0	0
060	0	X	X	140	X	X	X
061	X	0	0	150	X	X	X
070	0	0	X	160	X	X	X
071	0	X	0	190	X	X	X
072	X	0	0	190	0	0	X
080	0	X	X	191	X	X	0
081	X	0	0	200	X	X	X
090	0	X	X	210	X	X	X
091	X	0	0	220	0	X	X
100	0	0	X	221	X	0	0
110	0	0	X	230	X	X	X
111	0	X	0				

HIGH MORTALITY PARTS FOR 8000 SERIES MACHINE PER 100 UNITS

PART NO.	8019	8007	8002	DESCRIPTION
15287	4	4	4	BOBBIN WINDER FRICTION RING (RUBBER)
37246	2	2	2	BIGHT AMPLITUDE CONT. LEVER LINK COMP.
37943	3	3	3	NEEDLE BAR GIB
44556	2	2	0	BUTTONHOLER BIGHT CONT. AM FOLLOWER LEVER LINK
44565	2	0	0	CAM CONTROLLED FEED DRIVING ARM(8019)
44576	2	0	0	CAM CONTROLLED DRIVING ARM EXCENTRIC(8019)
44873	3	3	3	BOBBIN CASE POSITION PLATE(APLLO)
44892	3	3	3	BOBBIN CASE RETAINING PLATE STUD SPRING(APOLLO)
49204	2	2	2	BIGHT AMPLITUDE CONT.LEVER FRICTION WASHER
53640	2	2	2	BOBBIN WINDER STOP SCREW NUT
113342-451	4	4	4	ARM TOP COVER LID THREAD GUIDE SCREW
139866	4	4	0	BIGHT AMPLITUDE CONTROL LEVER SCREW
141803-451	4	4	4	NEEDLE BAR & THREAD TAKE-UP SCREW
141808-451	2	2	2	NEEDLE CLAMP THREAD GUIDE STOP SCREW
141913-451	2	2	2	BIGHT AMPLITUDE CONTROL LEVER LINK STOP SCREW
141916	4	4	4	NEEDLE BAR CONNECTING STUD HINGE PIN SCREW
141920-453	4	4	0	DISC STACK POSITION SCREW
141925-833	4	4	4	PRESSER BAR GUIDE BRACKET SET SCREW
163706-451	3	3	3	PRESSER FOOT SHANK
172336	10	10	10	BOBBIN
179903-454	2	2	2	FEED REGULATOR POSITION PIN KNOB
179956-900	0	0	4	DISC STACK(8002)
179967-460	4	4	4	ARM TOP COVER LID SPOOL PIN THREAD LEAD OFF
181906	2	2	2	FEED REGULATOR TENSION SPRING
312902	3	3	3	FEED DRIVE SHAFT GEAR (PLASTIC)
313150	2	2	2	PRESSER FOOT PLATE
313909-451	4	4	4	BED COVER CUSHION
313920	3	3	3	FEED DRIVE SHAFT DRIVING GEAR COMP.
314011	4	4	4	ROTATING HOOK DRIVING GEAR COMP.
314012	4	4	4	ROTATING HOOK SHAFT BEVEL GEAR COMP.
319690	4	4	4	NEEDLE POSITION SELECTOR LEVER BKT.POSITION PIN
353214	4	4	4	PRESSER BAR SPRING
353215	2	2	2	PRESSER BAR & PATTERN SELECTOR RETAINING RING
353531	2	2	0	BUTTONHOLER BIGHT CONT.CAM FOLLOWER LEVER LINK(R)
353629	4	4	4	NEEDLE CLAMP THREAD GUIDE
353631	2	2	2	NEEDLE CLAMP BODY
354105-833	2	2	2	THREAD TAKE-UP STUD SET SCREW
354133-453	2	2	2	FACE PLATE SCREW
354552-451	4	4	4	FEED REGULATOR CONT.ARM MOUNTING BKT. SCREW
354634-451	3	3	3	CONT.PANEL & TENSION MECHANISM MOUNTING SCREW
354813-451	4	4	4	HAND WHEEL & NEEDLE BAR
354825-451	2	2	2	BIGHT AMPLITUDE CONTROL LEVER LINK HINGE SCREW
354858-451	4	4	4	BUTTON & FEED REGUL.MECHANISM MOUNTING PLATE SCREW
356264	3	3	3	FACE PLATE THRAD GUIDE
356272-001	2	2	2	TENSION RELEASING PIN
356298-451	2	2	0	PATT. SEL. ENGAG. LEVER (COMP.)
356304-451	0	2	0	BUTTONHOLER & FEED REGULATOR
356313-451	4	4	4	ARM TOP COVER SPOOL PIN THREAD GUIDE
356314-451	2	0	0	ARM TOP COVER COMPL. (8019)
356316-451	2	0	0	CONTROL PANEL COMP. (8019)
356321-451	0	2	2	ARM TOP COVER COMPL. (8007/8002)

PART NO.	8019	8007	8002	DESCRIPTION
356322-451	0	2	0	CONTROL PANEL COMPL. (8007)
356324-451	0	0	2	CONTROL PANEL COMPL. (8002)
356326-451	2	2	2	FACE COVER W/REFLECTOR
356329	2	2	2	FEED DOG
356344	3	3	3	ROTATING HOOK
356355	2	2	2	ROTATING HOOK BOBBIN CASE RETAINING PLATE ASSY.
356516-451	2	2	2	TENSION MOUNTING BRACKET COMP.
356782-00X	2	2	2	ARM END COVER W/ELECTRIC LABEL.
356902	2	2	2	BOBBIN WINDER MOUNTING HINGE STUD SPRING
421325	3	3	3	BOBBIN CASE
444761	3	3	3	TENSION REG. SLIDE PLATE SPRING CLIP
444767	4	4	4	TENSION SPRING WASHER
444800	4	4	4	NEEDLE POS. SELECTOR LEVER BKT. POS. PIN SPRING
444889	2	2	2	THROAT PLATE CLAMP SPRING
445338	2	2	0	DISC FOLLOWER DISENGAGING LEVER BUSHING (ECC.)
445341	3	3	0	DISC FOLLOWER ADJUSTING SCREW STUD
445342	4	4	0	DISC STACK
445370-455	0	2	0	NEEDLE POSITION DELECTOR LEVER ASSEMBLY(8007)
445372-455	2	2	2	BIGHT AMPLITUDE CONTROL LEVER W/KNOB
445454	2	2	0	DISC FOLLOWER
445463	2	0	0	PATTERN SELECTOR ENGAGING LEVER GEAR (PLASTIC)
445477	3	3	3	THREAD TAKE-UP SPRING TH.GUARD & MOUNT.BKT.COMP.
445481-455	2	2	0	CAM CONTROLLED FEED MECHANISM COMP.
445486	4	4	4	FEED REGUL. SLIDE BLOCK DRIVE CONN. STUD RET. RING
445498	4	4	0	DISC FOLLOWER SPRING
445533	2	2	2	TENSION RELEASING LEVER COMP.
445599	2	2	2	THREAD TAKE-UP STUD
445700	4	4	4	TIMING BELT (ROTATING HOOK DRVIE)
445706	2	2	2	NEEDLE BAR DRIVING ARM
445707	2	2	2	NEEDLE BAR DRIVING ARM TENSION SPRING
445712-900	2	2	0	B. H. NEEDLE POS. CAM FLW. LEVER LINK W STUD(R)
445721	2	2	2	THROAT PLATE CLAMP RETAINING RING
445728	2	2	2	FEED REGULATOR CONTROL ARM
445774-901	2	2	0	DISC FOLLOWER (8019/8007)
445798	2	2	2	THREAD TAKE-UP LEVER ASSEMBLY
445847	2	2	2	BED SLIDE W/MOLDED PLASTIC WINDOW
445868	2	2	0	DISC FOLLOWER DISENGAGING LEVER SPRING (8019/8007)
445924	4	4	4	BOBBIN WINDER TENSION STOP
445945	2	2	2	REVERSE FEED CAM FOLLOWER
446138	4	4	0	DISC STACK POSITIONING SCREW WASHER
446165	2	2	2	FEED REGULATOR POSITION KNOB ADAPTOR COMP.
446173-452	2	2	2	BED BOTTOM COVER
446329	2	2	2	BED SLIDE RETAINING SPRING
446904	2	2	2	BIGHT AMPLITUDE CONTROL LEVER LINK STOP
511030	4	4	4	FEED REGULATOR SLIDE BLOCK
514698-451	3	3	0	DISC FOLLOWER ADJUSTING SCREW STUD NUT
531537-452	2	0	0	BUTTONHOLER & FEED REGULATOR CAM COMP.
544103	2	2	2	FEED DOG SCREW
603975-010	3	3	3	MOTOR BELT



MECH. QTY			
M/C	MACH		
801Y	QTY		
800Y	QTY		
800Z	QTY		

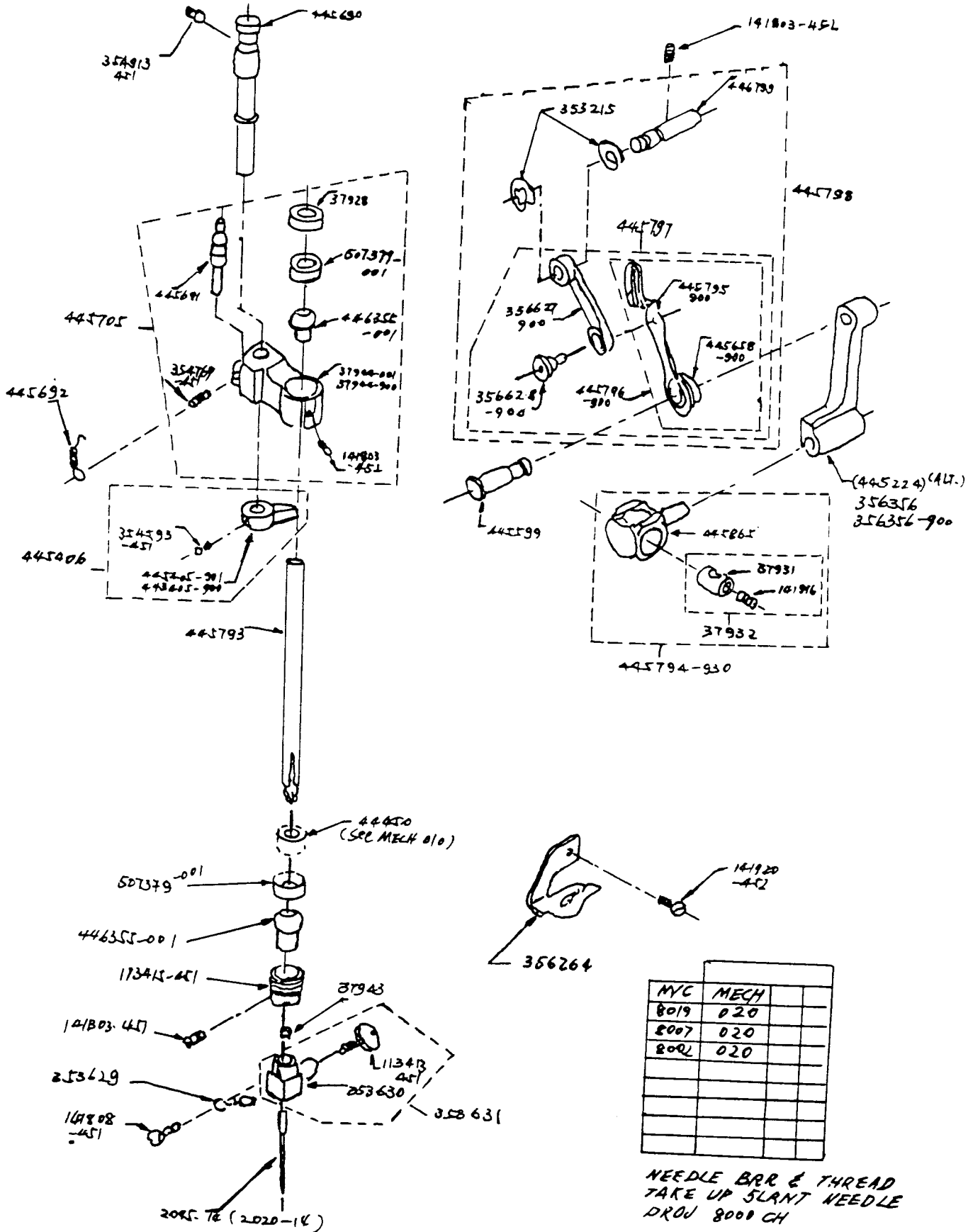
ARM & BED
CONVERTIBLE BRW/UD
APPROX. 8000 CH.

1

PARTS LIST (ARM & BED CONVERTIBLE BED/LID)

MECH. 010

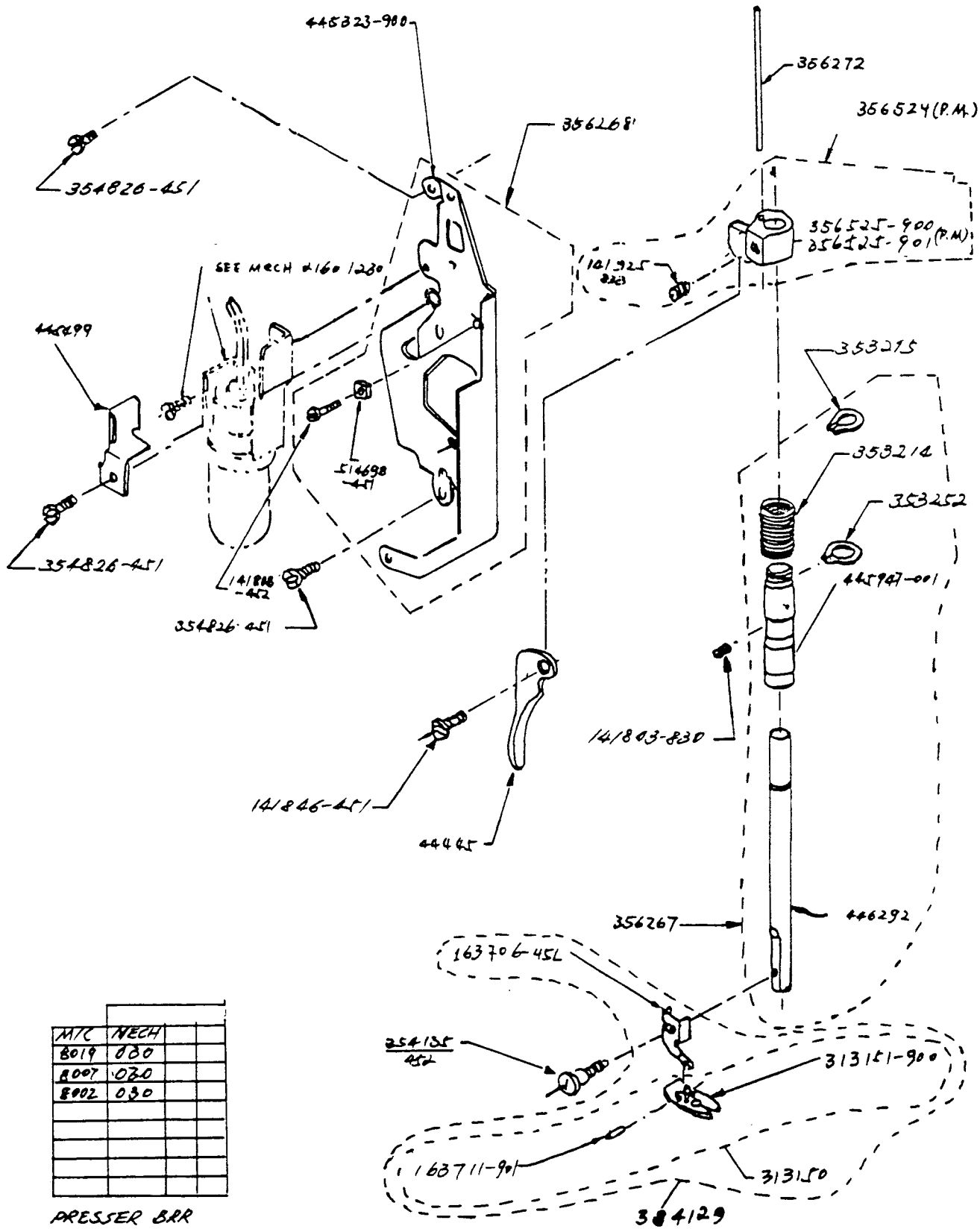
PART NO.	LEVEL/ QTY						CODE	DESCRIPTION	8019	8007	80
	A	B	C	D	E	F					
356262-451	1						AS	ARM & BED (PAINTED & ORNAMENTED) WITH PARTS	X	X	X
356262-901	1						PA	ARM & BED (PAINTED & ORNAMENTED)	X	X	X
356262-900		1					AS	ARM & BED (BOLTED)	X	X	X
445687-901			1				MC	ARM (MACHINED)	X	X	X
445687-900				1			DC	ARM (CASTING)	X	X	X
356261-901				1			MC	BED (MACHINED)	X	X	X
356261-900					1		DC	BED (CASTING)	X	X	X
354839-451			3				SR	ARM SCREW	X	X	X
2002				2			SR	ARM DOWEL PIN	X	X	X
352593-900	1						MC	ARM SHAFT FRONT BUSHING	X	X	X
319920-900		1					PM	ARM SHAFT FRONT BUSHING (BLANK)	X	X	X
352592-900	1						MC	ARM SHAFT BACK BUSHING	X	X	X
319510-900		1					PM	ARM SHAFT BACK BUSHING (BLANK)	X	X	X
181898-902	2						MC	FEED REG. SHAFT BUSHING (L & R) (MACHINED)	X	X	X
181898-900		2					PM	FEED REG. SHAFT BUSHING (L & R) (BLANK)	X	X	X
182117-901	1						MC	ROT. HOOK DR'G SHAFT BUSHING (RIGHT) (MACHINED)	X	X	X
182117-900		1					PM	ROT. HOOK DR'G SHAFT BUSHING (RIGHT) (BLANK)	X	X	X
182247-902	1						MC	ROT. HOOK DR'G SHAFT BUSHING (CENTER) (MACHINED)	X	X	X
182247-900		1					PM	ROT. HOOK DR'G SHAFT BUSHING (CENTER) (BLANK)	X	X	X
383011		1					PM	ROT. HOOK DR'G SHAFT BUSHING (LEFT)	X	X	X
44450		1					PM	N.BAR BALL BUSHING SOCKET (UPPER)	X	X	X
353624		1					PL	THROAT PLATE POSITION PIN (PLASTIC)	X	X	X
549358		1					SR	ROT. HOOK DR'G SHAFT BUSHING (L) SET SCREW	X	X	X
356782-00X	1						HS	ARM END COVER WITH LABEL	X	X	X
356889-90X	1						PU	ELECTRIC DATA LABEL	X	X	X
446289-901	1						PL	ARM END COVER (MOLDED)	X	X	X
354637-452	1						SR	ARM END COVER SCREW	X	X	X
445870-452	1						AS	BED LID COMPLETE	X	X	X
408629-456	1						AS	BED LID WITH CUSHION	X	X	X
408630-906		1					PA	BED LID (CONV) LID (PAINTED)	X	X	X
408630-900			1				AS	BED LID (CONV) LID (UNPAINTED)	X	X	X
408685-900				1			P	BED LID (CONV) LID BODY (UPPER)	X	X	X
408686-900					1		P	BED LID (CONV) LID BODY (LOWER)	X	X	X
356822			1				PL	BED LID (CONV) LID RUBBER CUSHION(ALT: 619491-062)	X	X	X
408916		1					SR	BED LID HINGE PIN	X	X	X
408030		2					PU	BED LID HINGE PIN RET. RING	X	X	X
381876		1					PU	BED LID HINGE BRACKET SPRING	X	X	X
408266		1					P	BED LID HINGE BRACKET	X	X	X
381878		1					PL	BED LID POSITIONING BUTTON (PLASTIC)	X	X	X
408684		1					PL	BED LID POSITIONING BUTTON VINYL TUBE	X	X	X
179940-451		1					PL	BED LID LATCH (PLASTIC)	X	X	X
381877		1					PU	BED LID LATCH SPRING	X	X	X
546623		1					PU	BED LID LATCH RET. RING	X	X	X
179939-900		1					PL	BED LID LATCH BUSH'G (PLASTIC)	X	X	X
354840-451		2					SR	BED LID HINGE BRACKET FASTEN'G SCREW	X	X	X



PARTS LIST (NEEDLE BAR & THREAD TAKE UP SLANT NEEDLE)

MECH. 020

PART NO.	LEVEL/QUY					CODE	DESCRIPTION	8019	8007	80.
	A	B	C	D	E					
445793	1					SR	NEEDLE BAR	X	X	X
445794-930	1					AS	NEEDLE BAR CONN. STUD WITH HINGE PIN	X	X	X
37932		1				AS	N.B. CONN. STUD HINGE PIN COMP	X	X	X
141916			1			SR	N.B. CONN. STUD HINGE PIN SCREW	X	X	X
37931			1			SR	N.B. CONN. STUD HINGE PIN	X	X	X
445865		1				SR	N.B. CONN. STUD	X	X	X
446355-001	1					SR	N.B. BALL BUSH'G (LOWER)	X	X	X
507379-001	1					PL	N.B. BALL BUSH'G SOCKET (LOWER) (PLASTIC)	X	X	X
113415-451	1					SR	N.B. BALL BUSH'G (LO.) ADJ'G SCREW	X	X	X
141803-451	1					SR	N.B. BALL BUSH'G (LO.) ADJ'G SET SCREW	X	X	X
37943	1					PM	N.B. GIB	X	X	X
353631	1					AS	N. CLAMP BODY WITH SCREW	X	X	X
353630		1				SR	N. CLAMP BODY	X	X	X
113413-451		1				SR	N. CLAMP THUMB SCREW	X	X	X
353629	1					P	N. CLAMP THREAD GUIDE	X	X	X
141808-451	1					SR	N. CLAMP THREAD GUIDE STOP SCREW	X	X	X
445705	1					AS	N.B. VIBRAT'G BKT COMP	X	X	X
37944-001		1				MC	N.B. VIBRAT'G BKT (MACHINED)	X	X	X
37944-900			1			PM	N.B. VIBRAT'G BKT (BLANK)	X	X	X
37928		1				PM	N.B. BALL BUSH'G SOCKET (UPPER)	X	X	X
446355-001		1				SR	N.B. BALL BUSH'G (UPPER)	X	X	X
507379-001		1				PL	N.B. BALL BUSH'G SOCKET (LOWER) (PLASTIC)	X	X	X
141803-451		1				SR	N.B. BALL BUSH'G SOCKET ADJ'G COLLAR SET SCREW	X	X	X
445691		1				SR	N.B. VIBRAT'G BKT. BALL JOINT	X	X	X
354769-451		1				SR	N.B. VIBRAT'G BKT. BALL JOINT SET SCREW	X	X	X
445406	1					AS	N.B. VIBRAT'G BKT. RET. COLLAR COMP	X	X	X
445405-901		1				MC	N.B. VIBRAT'G BKT. RET. COLLAR (MACHINED)	X	X	X
445405-900			1			PM	N.B. VIBRAT'G BKT. RET. COLLAR (BLANK)	X	X	X
354592-451		1				SR	N.B. VIBRAT'G BKT. RET. COLLAR SET SCREW	X	X	X
445690	1					SR	N.B. VIBRAT'G BKT HINGE PIN (ECC)	X	X	X
354813-451	1					SR	N.B. VIBRAT'G BKT HINGE PIN SET SCREW	X	X	X
445692	1					PU	N.B. DR'G ARM BALL JOINT SPRING	X	X	X
2045-14	1					PU	NEEDLE - CAT. 2045-SIZE #14 (ALT. 2020-14)	X	X	X
356356-900	1					PU	NEEDLE BAR CONN. LINK (MACHINED)	X	X	X
354356		1				CI	NEEDLE BAR CONN. LINK (CASTING)	X	X	X
445224	1					PM	NEEDLE BAR CONN. LINK (POWDER METAL)	X	X	X
445599	1					SR	THREAD TAKE UP STUD	X	X	X
445798	1					AS	THREAD TAKE UP LEVER COMP	X	X	X
445797		1				AS	THREAD TAKE UP LEVER ASSY	X	X	X
445796-900			1			AS	THREAD TAKE UP LEVER & BUSH'G ASSY	X	X	X
445795-900				1		P	THREAD TAKE UP LEVER (SLOTTED)	X	X	X
445658-900				1		PM	THREAD TAKE UP LEVER BUSH'G	X	X	X
356627-900			1			PL	THREAD TAKE UP LEVER LINK (PLASTIC)	X	X	X
356628-900			1			SR	THREAD TAKE UP LEVER HINGE STUD	X	X	X
446798		1				SR	THREAD TAKE UP LEVER LINK HINGE STUD	X	X	X
353215		2				PM	THREAD TAKE UP LEVER LINK HINGE STUD RET RING	X	X	X
141803-451	1					SR	THREAD TAKE UP LEVER LINK HINGE STUD SET SCREW	X	X	X
356264	1					P	FACE PLATE THREAD GUIDE	X	X	X
141920-452	1					SR	FACE PLATE THREAD GUIDE FASTEN'G SCREW	X	X	X



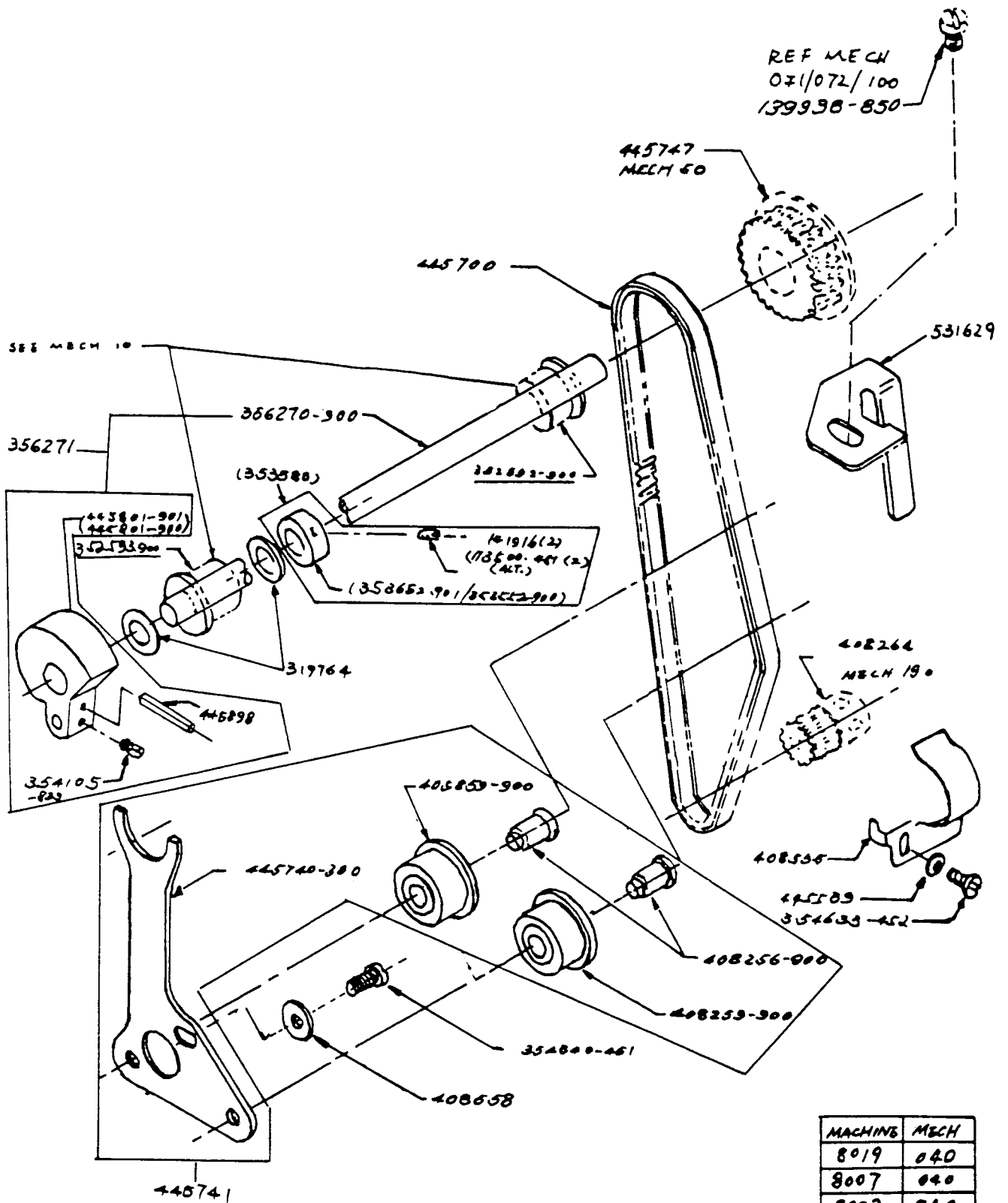
MTC	MECH		
8019	030		
8007	020		
8002	030		

PRESSER BAR
 PROV. 8000 CH

PARTS LIST (PRESSER BAR)

MECH. 030

PART NO.	LEVEL/QTY						CODE	DESCRIPTION	8019	8007	2
	A	B	C	D	E	F					
44445	1						P	PRESSER BAR LIFTER	X	X	X
141846-451	1						SR	PRESSER BAR LIFTER HINGER SCREW	X	X	X
356524	1						AS	PRESSER BAR GUIDE BRACKET COMP.	X	X	X
356525-903	1						MC	PRESSER BAR GUIDE BRACKET (MACHINED)	X	X	X
356525-902		1					PM	PRESSER BAR GUIDE BRACKET (BLANK) (P.M.)	X	X	X
141925-833	1						SR	PRESSER BAR GUIDE BRACKET SET SCREW	X	X	X
356272-001	1						SR	TENSION RELEASING PIN	X	X	X
356267	1						AS	P.B. BUSH'G WITH P.B. COMP.	X	X	X
353214		1					PU	P.B. SPRING	X	X	X
353215		1					PU	P.B. SPRING RET. RING (UPPER)	X	X	X
353252		1					PU	P.B. SPRING RET. RING (LOWER)	X	X	X
445947-001	1						SR	P.B. BUSHING	X	X	X
446292		1					SR	PRESSER BAR	X	X	X
141803-451	1						SR	P.B. BUSH'G SET SCREW	X	X	X
354135-452	1						SR	P. FOOT THUMB SCREW	X	X	X
384129	1						AS	P. FOOT PLATE WITH SHANK FOR Z. Z. SEWING	X	X	X
313150		1					AS	P. FOOT PLATE COMP.	X	X	X
313151-900		1					MC	P. FOOT PLATE (MACHINED)	X	X	X
163711-901		1					SR	P. FOOT PLATE PIN	X	X	X
163706-452		1					P	P. FOOT PLATE SHANK	X	X	X
356268	1						AS	LIGHT MOUNT'G BRACKET COMP.	X	X	
445323-900	1						P	LIGHT MOUNT'G BRACKET	X	X	
141808-452	1						SR	N.B. VIBRAT'G BKT. STOP SCREW	X	X	X
514698-451	1						SR	N.B. VIBRAT'G BKT. STOP SCREW LOCT NUT	X	X	X
354826-451	3						SR	LIGHT MOUNT'G BKT. FASTEN'G SCREW	X	X	X
445499	1						P	LIGHT LEAD CLIP	X	X	X

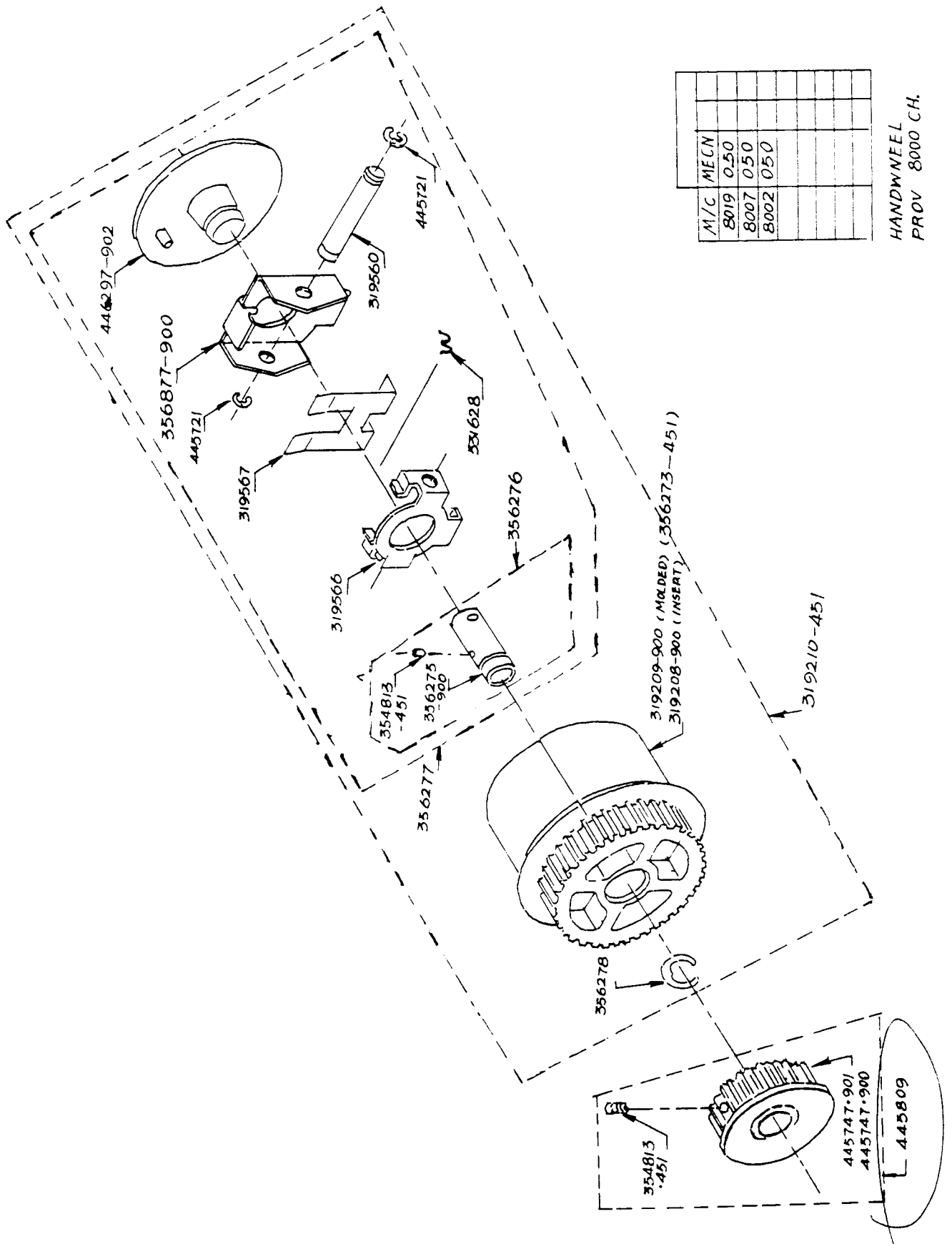


MACHINS	MECH
8019	040
8007	040
8002	040

REV. No. 02

ARM SHAFT DRIVE
PROJ. 8000 CH

PART NO.	LEVEL/QUY						CODE	DESCRIPTION	8019	8007	8
	A	B	C	D	E	F					
356271	1						AS	ARM SHAFT COMP.	X	X	X
356270-900	1						SR	ARM SHAFT (MACHINED)	X	X	X
445801-901	1						MC	N.B. CRANK (MACHINED)	X	X	X
445801-900		1					PM	N.B. CRANK (BLANK) (P.M.)	X	X	X
445898		1					PU	N.B. CRANK POSITION'G PIN	X	X	X
354105-833		1					SR	THREAD TAKE UP STUD SET SCREW	X	X	X
319764	2						PL	ARM SHAFT THRUST WASHER (PLASTIC)	X	X	X
353580	1						AS	ARM SHAFT COLLAR COMP.	X	X	X
353552-901		1					MC	ARM SHAFT COLLAR (MACHINED)	X	X	X
353552-900			1				PM	ARM SHAFT COLLAR (BLANK)	X	X	X
141916		2					SR	ARM SHAFT COLLAR SET SCREW (ALT:113500-451)	X	X	X
445700	1						PU	TIMING BELT (ROT. HOOK DRIVE)	X	X	X
445741	1						AS	BELT IDLER PULLEY BRACKET COMP.	X	X	X
445740-900	1						P	BELT IDLER PULLEY BRACKET	X	X	X
408259-900	2						PL	BELT IDLER PULLEY (PLASTIC)	X	X	X
408256-900	2						SR	BELT IDLER PULLEY RIVET	X	X	X
354840-451	1						SR	BELT IDLER PULLEY BKT. FASTEN'G SCREW	X	X	X
408558	1						P	BELT IDLER PULLEY BKT. FASTEN'G WASHER	X	X	X
408555	1						P	BELT SLIP PREVENTION GUARD (LOWER)	X	X	X
354633-452	1						SR	BELT SLIP PREVENTION GUARD (LOWER) FASTEN'G SCREW	X	X	X
445539	1						P	BELT SLIP PREVENTION GUARD (LOWER) FASTEN'G WASHER	X	X	X
531629	1						P	BELT SLIP PREVENTION GUARD (UPPER)	X	X	X



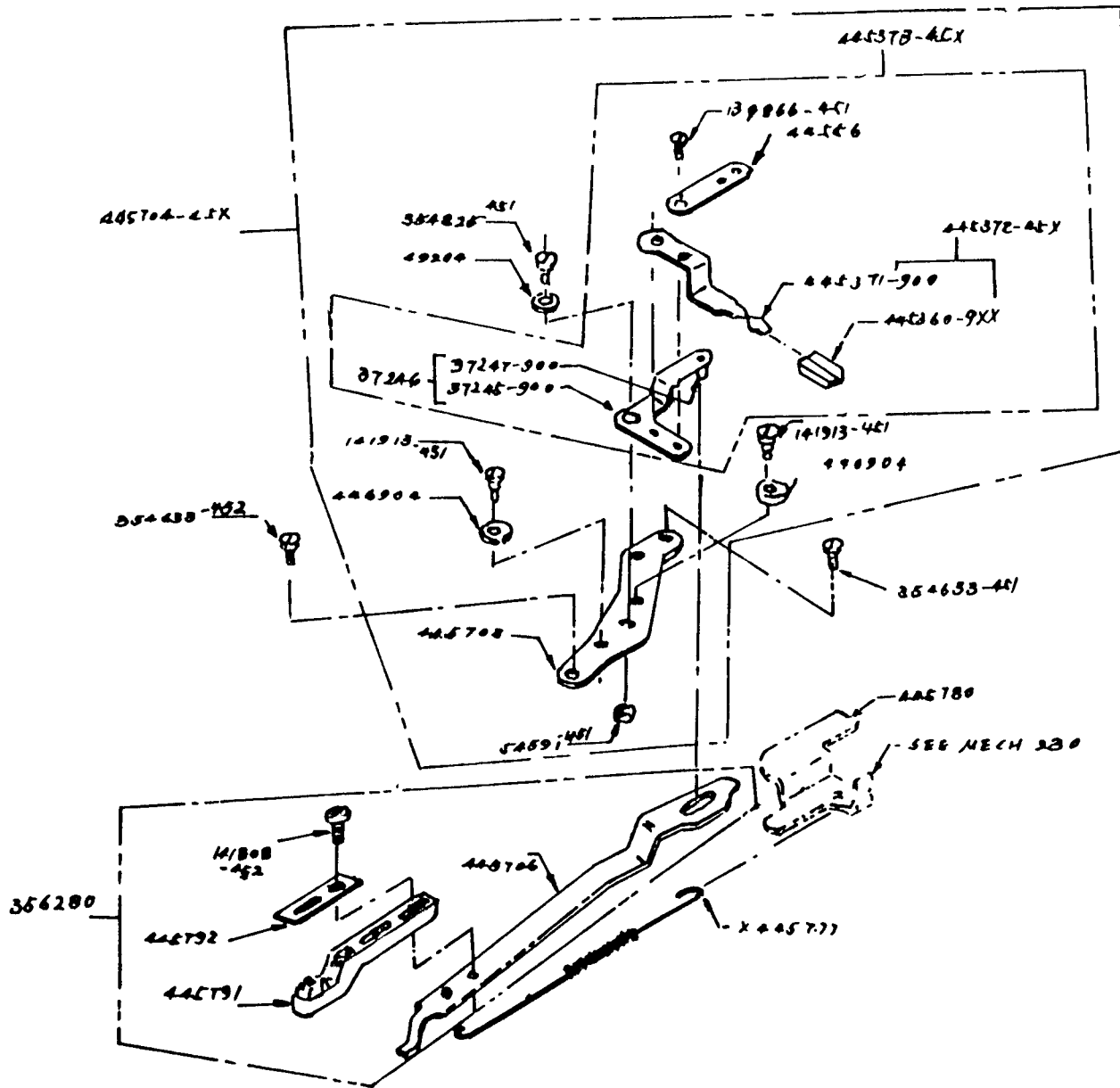
M/C	MECN
8019	050
8007	050
8002	050

HANDWHEEL
PROV 8000 CH.

PARTS LIST (HANDWHEEL)

MECH. 050

PART NO.	LEVEL/ QTY						CODE	DESCRIPTION	8019	8007	6002
	A	B	C	D	E	F					
445809	1						AS	ARM SHAFT PULLEY COMP.	X	X	X
445747-901	1						MC	ARM SHAFT PULLEY (MACHINED)	X	X	X
445747-900		1					PM	ARM SHAFT PULLEY (BLANK)	X	X	X
354813-451	1						SR	ARM SHAFT PULLEY SET SCREW	X	X	X
319210-451	1						AS	HAND WHEEL COMP.	X	X	X
356277		1					AS	HAND WHEEL DESENG'G CLUTCH MECH. COMP.	X	X	X
356276			1				AS	HAND WHEEL DESENG'G CLUTCH BUSH'G ASS'Y	X	X	X
356275-900				1			SR	HAND WHEEL DESENG'G CLUTCH BUSH'G	X	X	X
354813-451					1		SR	HAND WHEEL DESENG'G CLUTCH BUSH'G SET SCREW	X	X	X
319566				1			P	HAND WHEEL DESENG'G CLUTCH BUSH'G PLATE	X	X	X
319567					1		P	HAND WHEEL DESENG'G CLUTCH BUSH'G PLATE RETAINER	X	X	X
356877-900					1		P	HAND WHEEL DESENG'G CLUTCH ENGAG'G PLATE	X	X	X
319560					1		SR	H.W. DESENG'G CLUTCH ENGAG'G PLATE HINGE PIN	X	X	X
445721					2		PU	H.W. DESENG'G CLUTCH ENGAG'G PLATE HINGE PIN RET RING	X	X	X
531628					1		PU	H.W. DESENG'G CLUTCH ACTUAT'G SPRING	X	X	X
446297-902					1		PL	H.W. DESENG'G CLUTCH ENGAG'G PLATE COVER	X	X	X
356273-451					1		PL	H.W. DESENG'G (MOLDED) (ALT: 319209-900)	X	X	X
319208-900						1	SR	H.W. DESENG'G INSERT	X	X	X
356278					1		PU	H.W. DESENG'G CLUTCH BUSH'G RET. RING	X	X	Y



MACHINE	MECH
8019	060
8007	060

STITCH WIDTH
&
N. B. DRIVING ARM
PROJ. 8000 CH

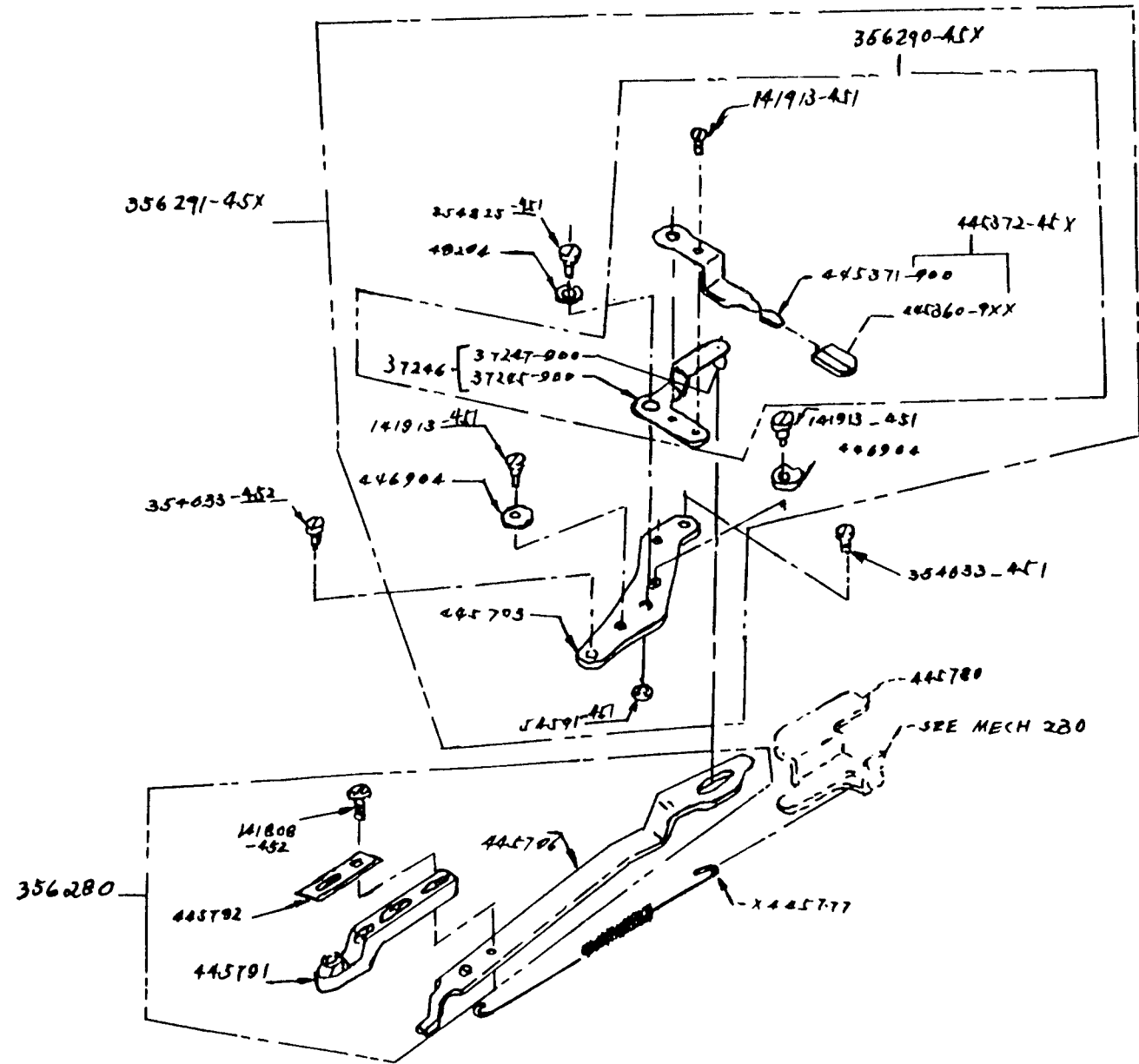
REV. No. 21

11

PART NO.	LEVEL/ QTY						CODE	DESCRIPTION	8019	8007	8
	A	B	C	D	E	F					
356280	1						AS	N.B. DR'G ARM COMP.	X	X	X
445706		1					P	N.B. DR'G ARM	X	X	X
445791		1					PL	N.B. DR'G ARM BALL JOINT (PLASTIC)	X	X	X
445792		1					P	N.B. DR'G ARM BALL JOINT PLATE	X	X	X
141808-452		1					SR	N.B. DR'G ARM BALL JOINT SCREW	X	X	X
445707	1						PU	N.B. DR'G ARM SPRING	X	X	X
445704-453	1						AS	B. AMP. CONTR. LEVER MOUNT'G BKT. COMP.	X	X	X
445373-455		1					AS	B. AMP. CONTR. LEVER COMP.	X	X	X
445372-455			1				AS	B. AMP. CONTR. LEVER WITH KNOB	X	X	X
445371-900				1			P	B. AMP. CONTR. LEVER	X	X	X
445360-909					1		HS	B. AMP. CONTR. LEVER KNOB (H. S.)	X	X	X
445360-908						1	PL	B. AMP. CONTR. LEVER KNOB (MOLDED)	X	X	X
37246			1				AS	B. AMP. CONTR. LEVER LINK COMP.	X	X	X
37245-900				1			P	B. AMP. CONTR. LEVER LINK	X	X	X
37247-900					1		SR	B. AMP. CONTR. LEVER PIN	X	X	X
44556			1				P	B/H B. AMP. CONTR. LEVER EXTENSION	X	X	X
139866-451				1			SR	B/H B. AMP. CONTR. LEVER EXTENSION SCREW	X	X	X
354825-451		1					SR	B. AMP. CONTR. LEVER LINK HINGE SCREW	X	X	X
49204			1				P	B. AMP. CONTR. LEVER LINK FRICTION WASHER	X	X	X
54591-451				1			SR	B. AMP. CONTR. LEVER LINK H. SCREW LOCK NUT	X	X	Y
445703			1				P	B. AMP. CONTR. LEVER MOUNT'G BRACKET	X	X	
446904			2				P	B. AMP. CONTR. LEVER LINK STOP	X	X	X
141913-451				2			SR	B. AMP. CONTR. LEVER LINK STOP SCREW	X	X	X
354633-452		2					SR	B. AMP. CONTR. LEVER MOUNT'G BKT. SCREW	X	X	X
445704-454	1						AS	B. AMP. CONTR. LEVER MOUNT'G BKT. COMP. \ FOR GREY	X	X	X
445373-456		1					AS	B. AMP. CONTR. LEVER COMP. \ PANEL	X	X	X
445372-456			1				AS	B. AMP. CONTR. LEVER WITH KNOB }VERSION	X	X	X
445360-911					1		HS	B. AMP. CONTR. LEVER KNOB (H. S.) /	X	X	X
445360-910						1	PL	B. AMP. CONTR. LEVER KNOB (MOLDED) /	X	X	X

13

REV. No. 21

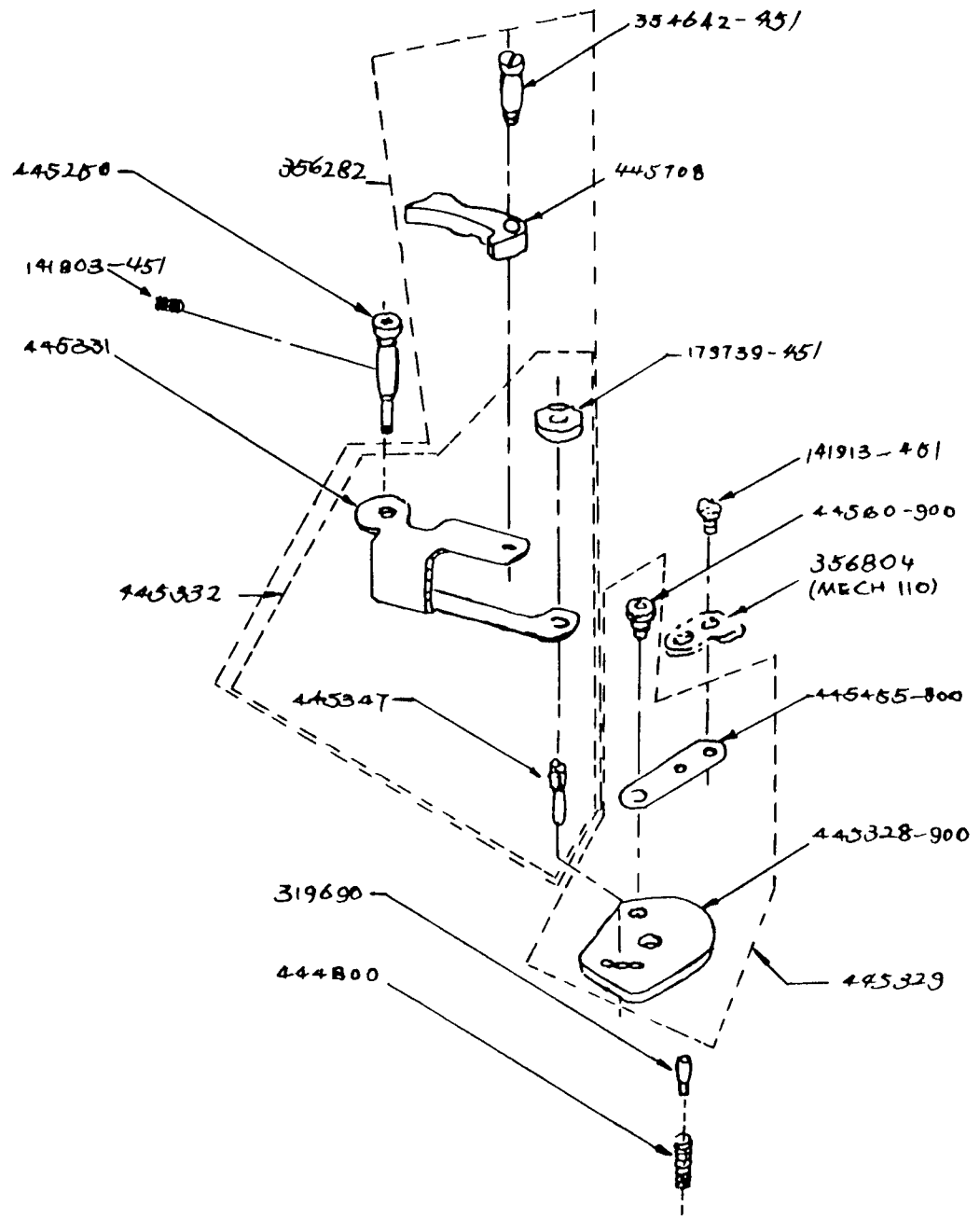


MACHINE	MECH
8002	061

STITCH WIDTH
 N.B. DRIVING ARM
 PROJ. 8000 CH

PART NO.	LEVEL/QTY						CODE	DESCRIPTION	8019	8007	8
	A	B	C	D	E	F					
356280	1						AS	N.B. DR'G ARM COMP.			X
445706	1						P	N.B. DR'G ARM			X
445791	1						PL	N.B. DR'G ARM BALL JOINT (PLASTIC)			X
445792	1						P	N.B. DR'G ARM BALL JOINT PLATE			X
141808-452	1						SR	N.B. DR'G ARM BALL JOINT SCREW			X
445707	1						PU	N.B. DR'G ARM SPRING			X
356291-451	1						AS	B. AMP. CONTR. LEVER MOUNT'G BKT. COMP.			X
356290-451	1						AS	B. AMP. CONTR. LEVER COMP.			X
445372-455	1	1					AS	B. AMP. CONTR. LEVER WITH KNOB			X
445371-900			1				P	B. AMP. CONTR. LEVER			X
445360-909			1				HS	B. AMP. CONTR. LEVER KNOB (H.S.)			X
445360-908				1			PL	B. AMP. CONTR. LEVER KNOB (MOLDED)			X
37246			1				AS	B. AMP. CONTR. LEVER LINK COMP.			X
37245-900			1				P	B. AMP. CONTR. LEVER LINK			X
37247-900			1				SR	B. AMP. CONTR. LEVER LINK PIN			X
141913-451		1					SR	BIGHT AMPL. CONTR. LEVER SET SCREW			X
354825-451	1						SR	B. AMP. CONTR. LEVER LINK HINGE SCREW			X
49204	1						P	B. AMP. CONTR. LEVER LINK FRICTION WASHER			X
54591-451	1						SR	B. AMP. CONTR. LEVER LINK H. SCREW LOCK NUT			X
445703	1						P	B. AMP. CONTR. LEVER MOUNT'G BRACKET			Y
446904	2						P	B. AMP. CONTR. LEVER LINK STOP			:
141913-451	2						SR	B. AMP. CONTR. LEVER LINK STOP SCREW			X
354633-452	2						SR	B. AMP. CONTR. LEVER MOUNT'G BRACKET SCREW			X
356291-452	1						AS	B. AMP. CONTR. LEVER MOUNT'G BKT COMP. \ FOR GREY			X
356290-452	1						AS	B. AMP. CONTR. LEVER COMP. \ PANEL			X
445372-456	1	1					AS	B. AMP. CONTR. LEVER WITH KNOB } VERSION			X
445360-911			1				HS	B. AMP. CONTR. LEVER KNOB (H.S.) /			X
445360-910			1				PL	B. AMP. CONTR. LEVER KNOB (MOLDED) /			X

15



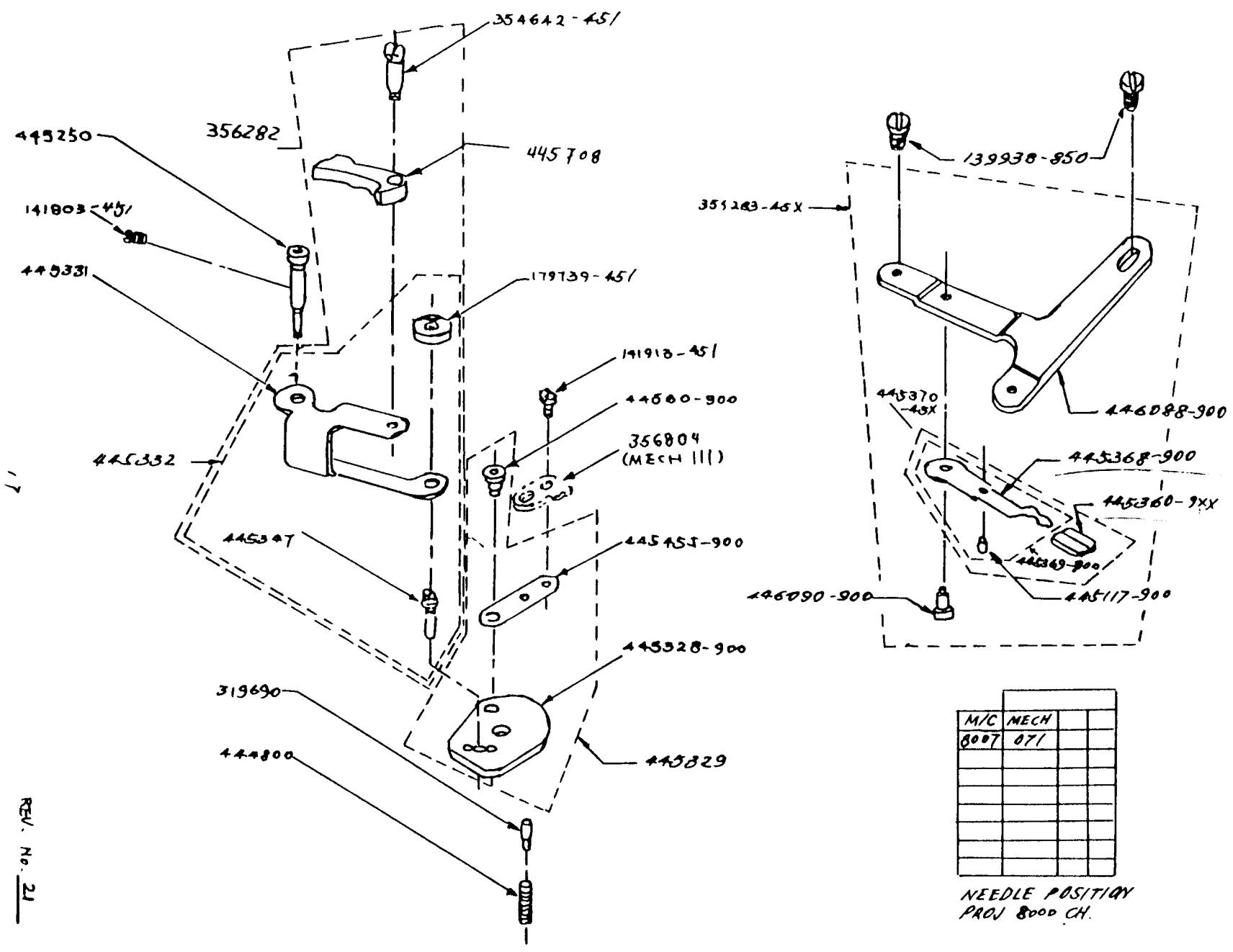
M/C	MECH		
8019	070		

NEEDLE POSITION
PROV. 8000 CH

PARTS LIST (NEEDLE POSITION)

MECH. 070

PART NO.	LEVEL/ QTY						CODE	DESCRIPTION	8019	8007	86
	A	B	C	D	E	F					
445329	1						AS	N. POS. SELECTOR BRACKET COMP.	X		
445328-900	1						PM	N. POS. SELECTOR BRACKET (P.M.)	X		
445455-900	1						P	B/H N POS CAM FOLL LEVER LINK CONNECTOR	X		
44560-900	1						SR	B/H N POS CAM FOLL LEVER LINK CONNECTOR HINGE RIVET	X		
319690	1						SR	N.POS. SEL. BKT POSITIONING PIN	X		
444800	1						PU	N.POS. SEL. BKT POSITIONING PIN SPRING	X		
356282	1						AS	N.B. DR'G ARM SLIDE BKT WITH SLIDE COMP.	X		
445332		1					AS	N.B. DR'G ARM SLIDE BKT ASS'Y	X		
445331			1				P	N.B. DR'G ARM SLIDE BKT	X		
445347			1				SR	N.P. SELECTOR BKT FOLL SCREW STUD (ECC)	X		
179739-451			1				SR	N.P. SELECTOR BKT FOLL SCREW STUD NUT	X		
445708		1					PM	N.B. DR'G ARM SLIDE (P.M.)	X		
354642-451		1					SR	N.B. DR'G ARM SLIDE HINGE SCREW	X		
445250		1					SR	N.B. DR'G ARM SLIDE BRACKET HINGE PIN	X		
141803-451		1					SR	N.B. DR'G ARM SLIDE BRACKET HINGE PIN SET SCREW	X		
141913-451		1					SR	B/H N. POS. CAM FOLL. LEVER LINK SCREW	X		



17

REV. NO. 21

M/C	MECH		
8007	071		

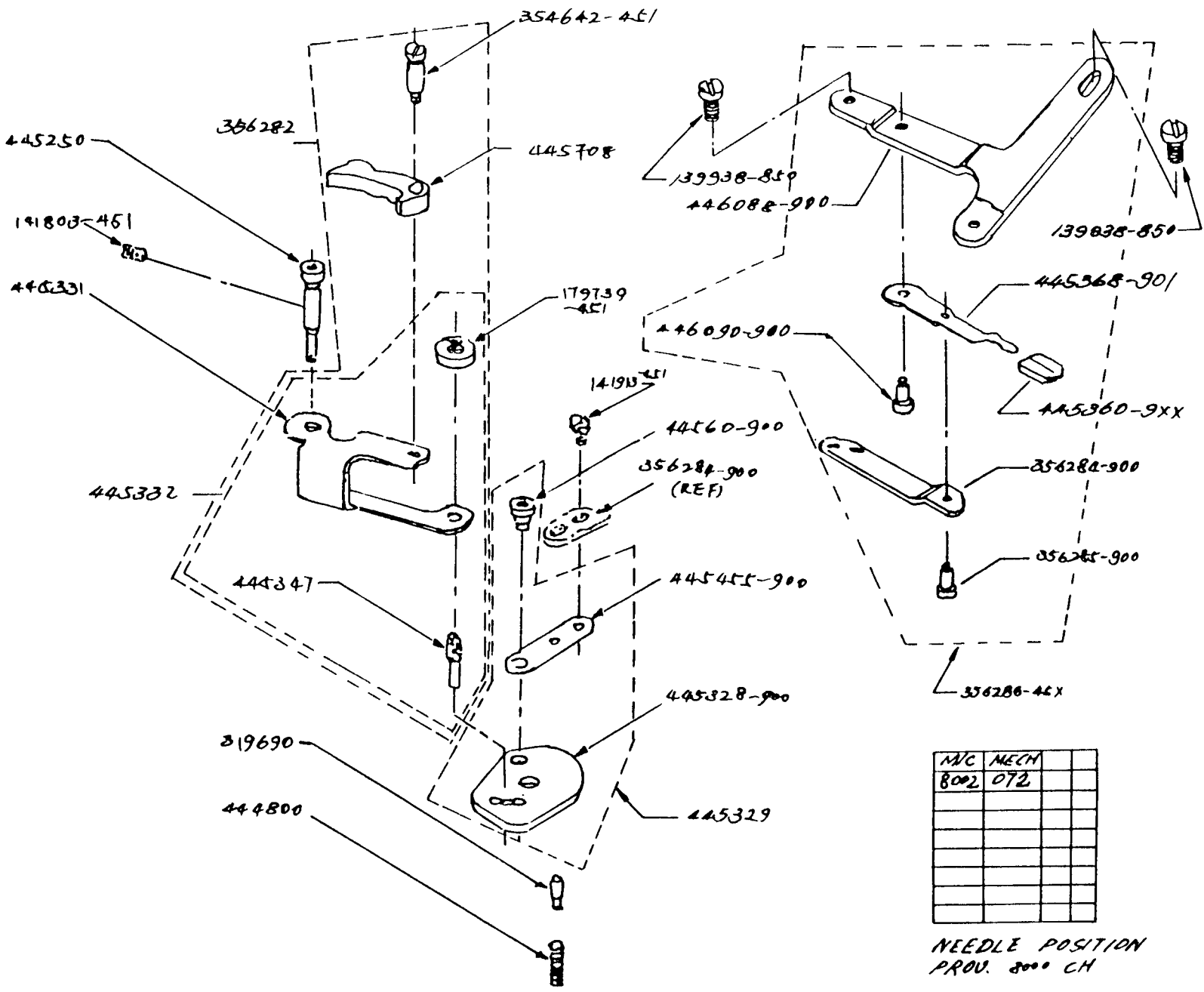
NEEDLE POSITION
PROJ 8000 CH.

PARTS LIST (NEEDLE POSITION)

MECH. 071

PART NO.	LEVEL/ QTY						CODE	DESCRIPTION	8019	8007	8002
	A	B	C	D	E	F					
445329	1						AS	N. POS. SELECTOR BRACKET COMP.			X
445328-900	1						PM	N. POS. SELECTOR BRACKET			X
445455-900	1						P	B/H N POS CAM FOLL LEVER LINK CONNECTOR			X
44560-900	1						SR	B/H N POS CAM FOLL LEVER LINK CONNECTOR HINGE RIVET			X
319690	1						SR	N.POS. SEL. BKT POSITIONING PIN			X
444800	1						PU	N.POS. SEL. BKT POSITIONING PIN SPRING			X
356282	1						AS	N.B. DR'G ARM SLIDE BKT WITH SLIDE COMP.			X
445332	1						AS	N.B. DR'G ARM SLIDE BKT ASS'Y			X
445331			1				P	N.B. DR'G ARM SLIDE BKT			X
445347			1				SR	N.P. SELECTOR BKT FOLL SCREW STUD (ECC)			X
179739-451			1				SR	N.P. SELECTOR BKT FOLL SCREW STUD NUT			X
445708		1					PM	N.B. DR'G ARM SLIDE (P.M.)			X
354642-451		1					SR	N.B. DR'G ARM SLIDE HINGE SCREW			X
445250	1						SR	N.B. DR'G ARM SLIDE BRACKET HINGE PIN			X
141803-451	1						SR	N.B. DR'G ARM SLIDE BRACKET HINGE PIN SET SCREW			X
141913-451	1						SR	B/H N. POS. CAM FOLL. LEVER LINK SCREW			X
356283-451	1						AS	N. POS. SEL. LEVER PLATE COMP.			X
446088-900	1						P	N. POS. SEL. LEVER PLATE			X
445370-456	1						AS	N. POS. SEL. LEVER ASSY			X
445367-900		1					AS	N. POS. SEL. LEVER W/ STUD			X
445368-900			1				P	N. POS. SEL. LEVER			X
445117-900			1				SR	N. POS. SEL. LEVER STUD			X
445360-909		1					HS	N. POS. SEL. LEVER KNOB (H. S.)			X
445360-908			1				PL	N. POS. SEL. LEVER KNOB (MOLDED)			X
446090-900	1						SR	N. POS. SEL. LEVER HINGE RIVET			X
139938-850	2						SR	N. POS. SEL. LEVER PLATE FASTENING SCREW			X
356283-452	1						AS	N. POS. SEL. LEVER PLATE COMP. \ FOR GREY			X
445370-455	1						AS	N. POS. SEL. LEVER ASSY \ PANEL			X
445360-911		1					HS	N. POS. SEL. LEVER KNOB (H. S.) \ VERSION			X
445360-910			1				PL	N. POS. SEL. LEVER KNOB (MOLDED) \			X

19



N/C	MECH		
8002	072		

NEEDLE POSITION
 PROU. 8000 CH

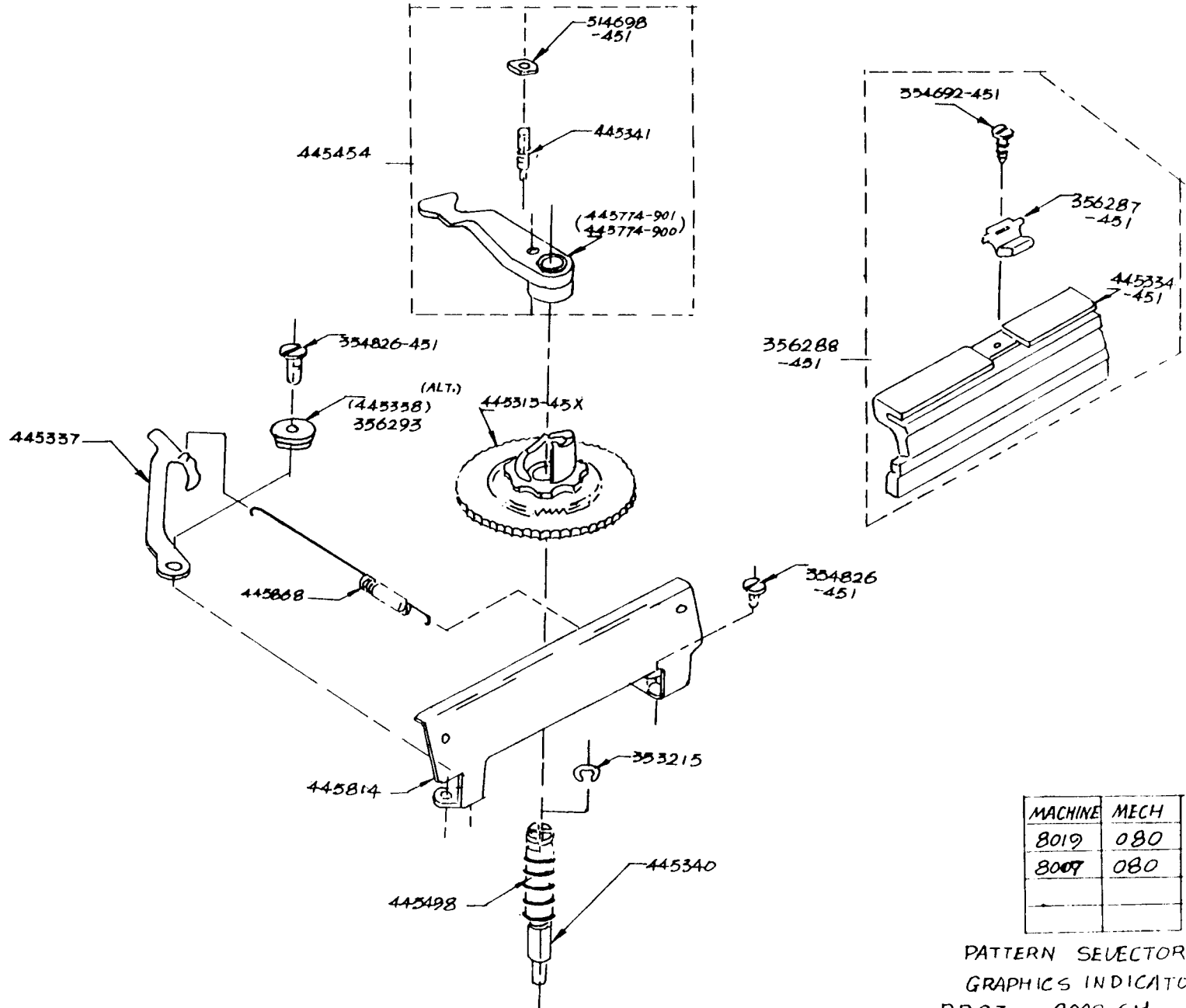
REV. NO. 21

PARTS LIST (NEEDLE POSITION)

MECH. 072

PART NO.	LEVEL/QUANTITY						CODE	DESCRIPTION	8019	8007	8002
	A	B	C	D	E	F					
445329	1						AS	N. POS. SELECTOR BRACKET COMP.			X
445328-900	1						PM	N. POS. SELECTOR BRACKET			X
445455-900	1						P	B/H N POS SELECTOR LEVER LINK CONNECTOR			X
44560-900	1						SR	B/H N POS SELECTOR LEVER LINK CONNECTOR HINGE RIVET			X
319690	1						SR	N.POS. SEL. BKT POSITIONING PIN			X
444800	1						PU	N.POS. SEL. BKT POSITIONING PIN SPRING			X
356282	1						AS	N.B. DR'G ARM SLIDE BKT WITH SLIDE COMP.			X
445332	1						AS	N.B. DR'G ARM SLIDE BKT ASS'Y			X
445331		1					P	N.B. DR'G ARM SLIDE BKT			X
445347		1					SR	N.P. SELECTOR BKT FOLL SCREW STUD (ECC)			X
179739-451		1					SR	N.P. SELECTOR BKT FOLL SCREW STUD NUT			X
445708	1						PM	N.B. DR'G ARM SLIDE (P.M.)			X
354642-451	1						SR	N.B. DR'G ARM SLIDE HINGE SCREW			X
445250	1						SR	N.B. DR'G ARM SLIDE BRACKET HINGE PIN			X
141803-451	1						SR	N.B. DR'G ARM SLIDE BRACKET HINGE PIN SET SCREW			X
141913-451	1						SR	N. POS. SELECTOR LEVER LINK SCREW			X
356286-451	1						AS	N. POS. SEL. LEVER COMP.			X
445368-901	1						P	N. POS. SEL. LEVER			X
446088-900	1						P	N. POS. SEL. LEVER MOUNT'G PLATE			X
356284-900	1						P	N. POS. SEL. LEVER LINK			X
356285-900	1						SR	N. POS. SEL. LEVER RIVET			X
445360-909	1						HS	N. POS. SEL. LEVER KNOB (H. S.)			X
445360-908		1					PL	N. POS. SEL. LEVER KNOB (MOLDED)			X
446090-900	1						SR	N. POS. SEL. LEVER HINGE RIVET			X
139938-850	2						SR	N. POS. SEL. LEVER MOUNT'G PLATE SCREW			X
356286-452	1						AS	N. POS. SEL. LEVER COMP. \ FOR GREY			X
445360-911	1						HS	N. POS. SEL. LEVER KNOB (H. S.) } PANEL			X
445360-910		1					PL	N. POS. SEL. LEVER KNOB (MOLDED) / VERSION			X

21



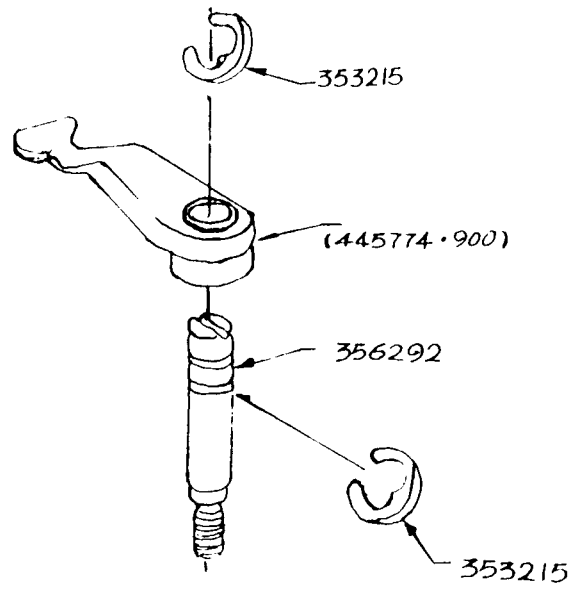
MACHINE	MECH
8019	080
8007	080

PATTERN SEVECTOR E
 GRAPHICS INDICATOR
 PROJ. 8000 CH

PARTS LIST (PATTERN SELECTOR & GRAPHICS INDICATOR)

MECH. 080

PART NO.	LEVEL/ QTY						CODE	DESCRIPTION	8019	8007	8002
	A	B	C	D	E	F					
445454	1						AS	DISC FOLLOWER COMP.	X	X	
445774-901	1						MC	DISC FOLLOWER (MACHINED)	X	X	
445774-900		1					PM	DISC FOLLOWER (BLANK P.M.)	X	X	
445341		1					SR	DISC FOLLOWER ADJ'G SCREW STUD	X	X	
514698-451		1					SR	DISC FOLLOWER ADJ'G SCREW STUD NUT	X	X	
445340	1						SR	DISC FOLL. HINGE STUD	X	X	
445313-454	1						PL	PATT. SEL. INDICATOR DIAL (PLASTIC)	X	X	
445814	1						P	PATT. SEL. IND. CARRIER GUIDE BRACKET	X	X	
445337	1						P	DISC FOLL. DISENGAG'G LEVER	X	X	
445338	1						SR	DISC FOLL. DISENGAG'G LEVER BUSH'G (ECC) (ALT: 356293)	X	X	
354826-451	1						SR	DISC FOLL. DISENGAG'G LEVER BUSH'G (ECC) SCREW	X	X	
445498	1						PU	DISC FOLL. SPRING	X	X	
445868	1						PU	DISC FOLL. DISENGAG'G LEVER SPRING	X	X	
356288-451	1						AS	PATT. SEL. IND. CARRIER COMP.	X	X	
445334-451	1						PL	PATT. SEL. IND. CARRIER (PLASTIC)	X	X	
356287-451	1						PL	PATT. SEL. IND. (PLASTIC)	X	X	
354692-451	1						SR	PATT. SEL. IND. SCREW	X	X	
353215	1						PU	DISC FOLL. SPRING RET. RING	X	X	
354826-451	1						SR	PATT. SEL. IND. CARRIER GUIDE BKT SCREW	X	X	
445313-455	1						PL	PATT. SEL. IND. DIAL (PLASTIC) (GREY)	X	X	



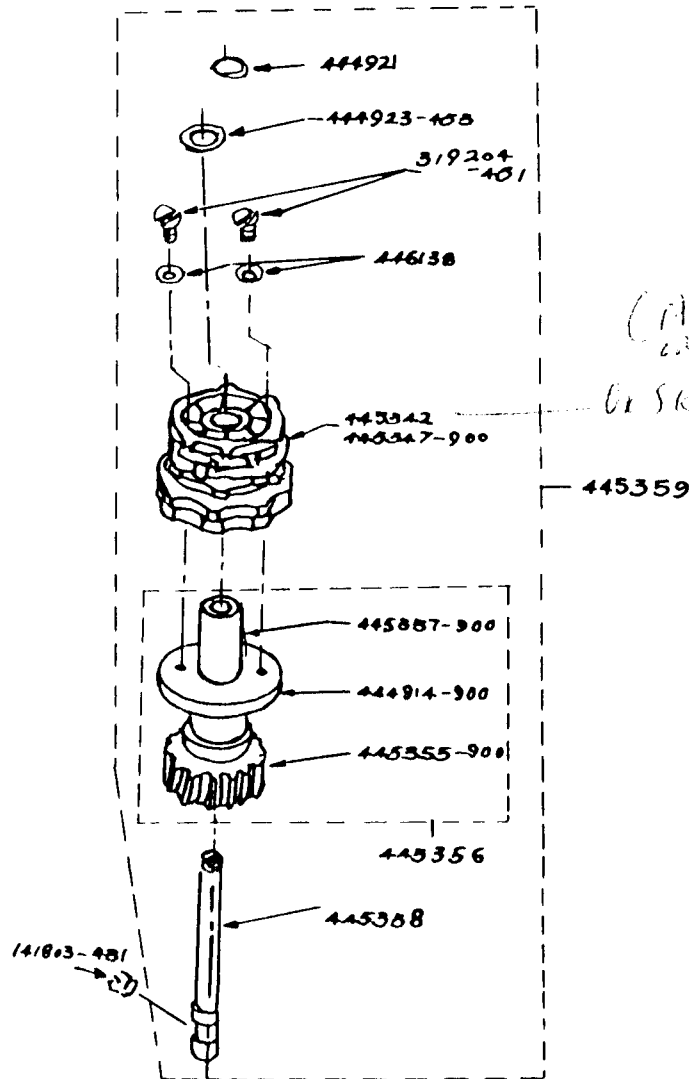
MACHINE	MECH
8002	081

DISC FOLLOWER
PROJ 8000 CH

PARTS LIST (DISC FOLLOWER)

MECH. 081

PART NO.	LEVEL/ QTY						CODE	DESCRIPTION	8019	8007	80
	A	B	C	D	E	F					
445774-900	1						PM	DISC FOLLOWER (P.M.)			X
356292	1						SR	DISC FOLLOWER STUD			X
353215	2						PU	DISC FOLLOWER RETAINING RING (UPPER&LOWER)			X



(Handwritten notes)
 0150 5-12-66

MACHINE	MECH
8019	090
8007	090

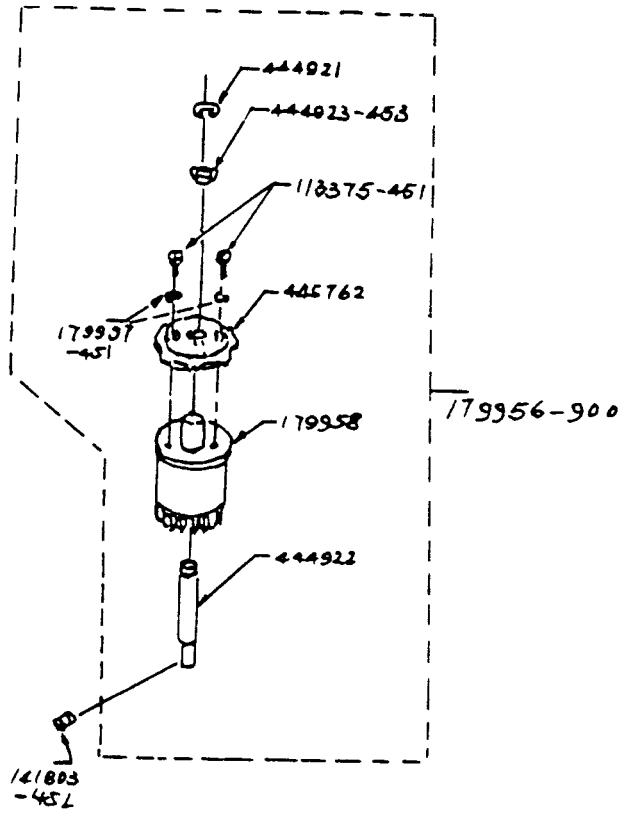
CAM STACK

PROJ 8000 CH

PARTS LIST (CAM STACK)

MECH. 090

PART NO.	LEVEL/ QTY						CODE	DESCRIPTION	8019	8007	800'
	A	B	C	D	E	F					
445359	1						AS	DISC DR'G GEAR COMP.	X	X	
445358	1						SR	DISC DR'G GEAR SHAFT	X	X	
445356	1						AS	DISC DR'G GEAR ASS'Y	X	X	
445355-900	1						PL	DISC DR'G GEAR (PLASTIC)	X	X	
445357-900			1				SR	DISC DR'G GEAR INSERT	X	X	
444914-900			1				P	DISC STACK MOUNT'G PLATE	X	X	
444923-453	1						P	DISC DR'G GEAR SHAFT FRICTION WASHER	X	X	
444921	1						PU	DISC DR'G GEAR RET. RING	X	X	
445342	1						MC	DISC STACK (MACHINED)	X	X	
445342-900	1						PL	DISC STACK (MOLDED)	X	X	
446138	2						P	DISC STACK POSITION'G SCREW WASHER	X	X	
319204-451	2						SR	DISC STACK POSITION'G SCREW	X	X	
141803-451	1						SR	DISC DR'G GEAR SHAFT SET SCREW	X	X	



MACHINE	MECH
8002	091

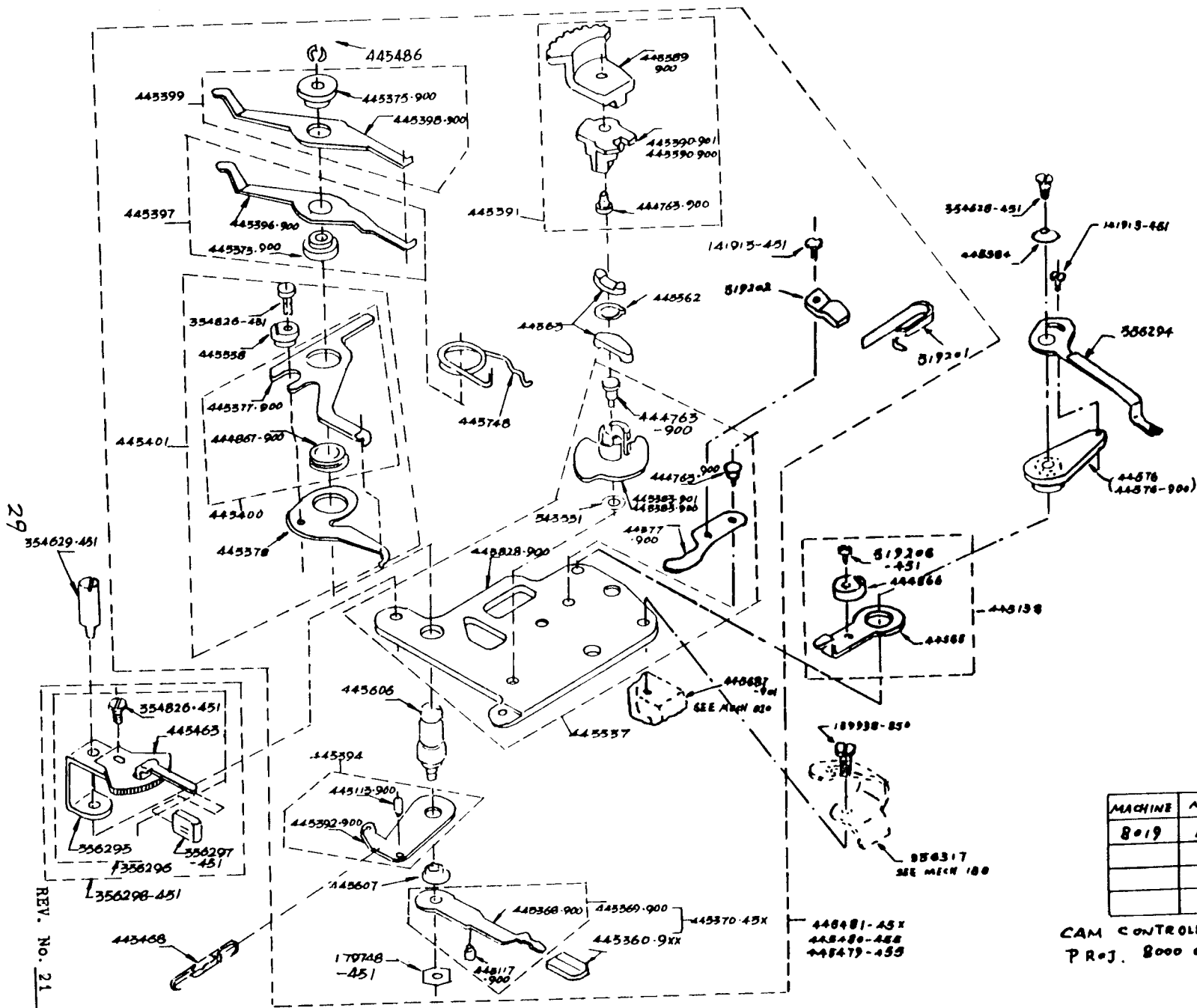
CAM STACK
 PROJ. 8000 CH

REV No. 11

PARTS LIST (CAM STACK)

MECH. 091

PART NO.	LEVEL/QTY						CODE	DESCRIPTION	8019	8007	8002
	A	B	C	D	E	F					
179956-900	1						AS	DISC DR'G GEAR COMP.			X
444922		1					SR	DISC DR'G GEAR SHAFT			X
179958		1					PL	DISC DR'G GEAR (PLASTIC)			X
444921		1					PU	DISC DR'G GEAR RET. RING			X
445762		1					PL	DISC STACK (PLASTIC)			X
179957-451		2					P	DISC STACK POSITION'G SCREW WASHER			X
113375-451		2					SR	DISC STACK POSITION'G SCREW			X
444923-453		1					P	DISC DR'G GEAR SHAFT FRICTION WASHER			X
141803-451		1					SR	DISC DR'G GEAR SHAFT SET SCREW			X



MACHINE	MECH
8019	100

CAM CONTROLLED FEED
 PROJ. 8000 CM

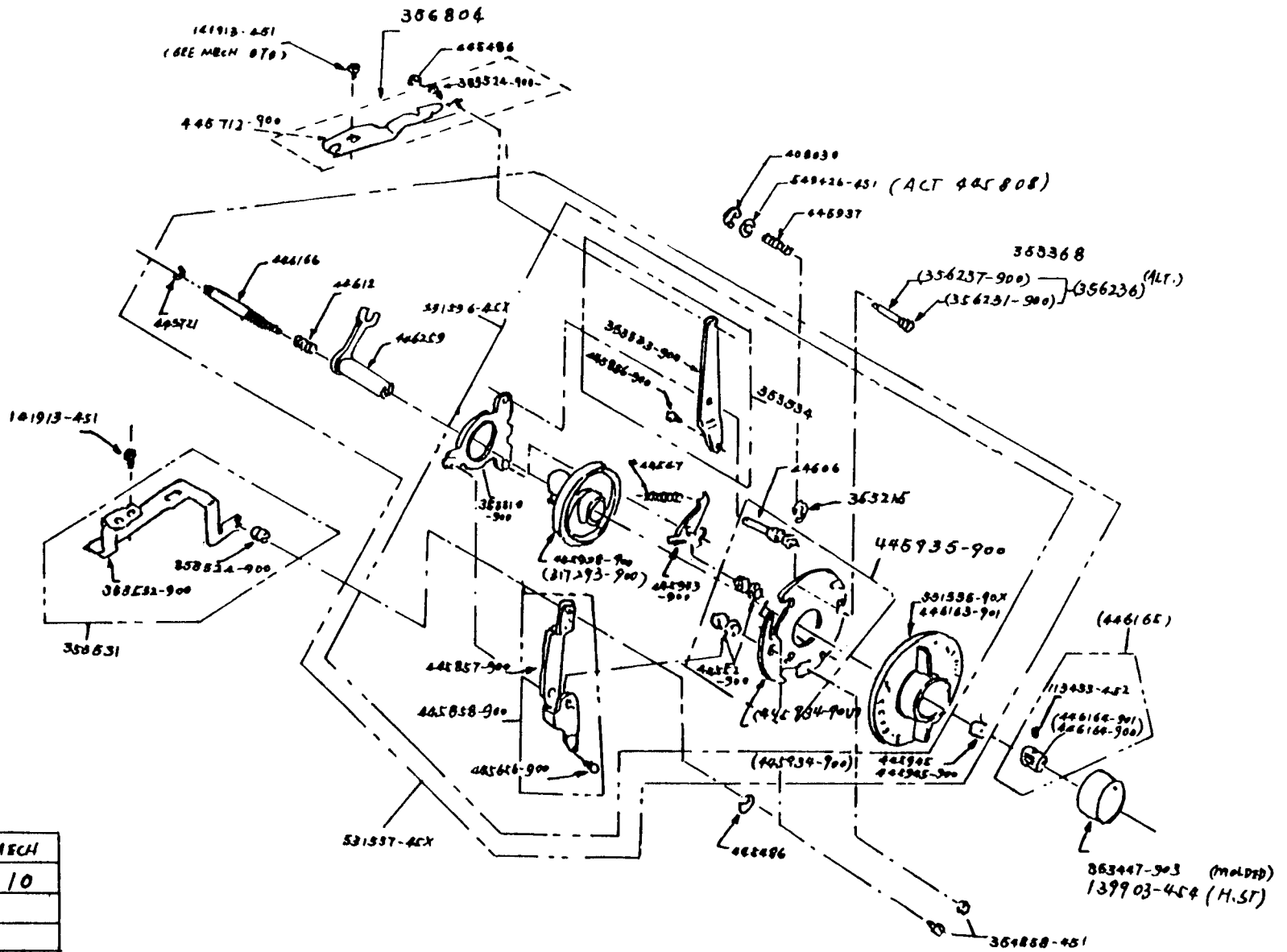
29

REV. No. 21

PART NO.	LEVEL/ QTY						CODE	DESCRIPTION	8019	8007	8000
	A	B	C	D	E	F					
445138	1						AS	CCF DR'G ARM COMP.	X		
44565		1					P	CCF DR'G ARM	X		
444866		1					SR	CCF DISC FOLL. (LO.) ARM ECC.	X		
319206-451		1					SR	CCF DISC FOLL. (LO.) ARM ECC. SCREW	X		
44576	1						MC	CCF DR'G AMR ECCENTRIC (MACHINED)	X		
44576-900		1					PM	CCF DR'G AMR ECCENTRIC (BLANK P.M.)	X		
356294	1						P	CCF DR'G AMR ECCENTRIC LEVER	X		
141913-451	1						SR	CCF DR'G AMR ECCENTRIC LEVER SCREW	X		
445384	1						P	CCF DR'G AMR ECCENTRIC LEVER SCREW FRICTION WASHER	X		
354628-451	1						SR	CCF DR'G AMR ECCENTRIC SCREW&MOUNT'G PLATE SCREW	X		
356298-451	1						AS	PATT. SEL. ENGAG'G LEVER COMP	X		
356296		1					AS	PATT. SEL. ENGAG'G LEVER ASSY	X		
356295			1				P	PATT. SEL. ENGAG'G LEVER	X		
445463			1				PL	PATT. SEL. ENGAG'G LEVER GEAR (PLASTIC)	X		
354826-451			1				SR	PATT. SEL. ENGAG'G LEVER GEAR SCREW	X		
356297-451		1					P	PATT. SEL. ENGAG'G LEVER KNOB (PLASTIC)	X		
354629-451	1						SR	PATT. SEL. ENGAG'G LEVER HINGE SCREW	X		
445481-455	1						AS	CCF MECHANISM COMP	X		
445480-455		1					AS	CCF MECHANISM	X		
445479-455			1				AS	CCF MECH. MOUNT'G PLATE COMP.	X		
445537				1			AS	CCF MECH. MOUNT'G PLATE ASSY	X		
445828-900				1			P	CCF MECH. MOUNT'G PLATE	X		
44577-900				1			P	F.REG. CONTR. ARM PR. SPRING LEVER	X		
444763-900				1			SR	F.REG. CONTR. ARM PR. SPRING LEVER HINGE RIVET	X		
445383-901				1			MC	CCF CAM (MACHINED)	X		
445383-900					1		PM	CCF CAM (BLANK)	X		
444763-900				1			SR	CCF CAM HINGE RIVET	X		
543531				1			PL	CCF CAM DAMPING WASHER	X		
445606				1			SR	CCF DISC FOLL. (LO. & UP.) MOUNT'G SPRING STUD	X		
445607				1			SR	CCF DISC FOLL. (LO. & UP.) MOUNT'G SPRING STUD NUT	X		
179748-451				1			SR	N. POS. SEL. LEVER RET. NUT	X		
445399				1			AS	CCF DISC FOLL. (UP.) WITH HUB	X		
445398-900				1			P	CCF DISC FOLL. (UPPER)	X		
445375-900				1			SR	CCF DISC FOLL. (UPPER) HUB	X		
445397				1			AS	CCF DISC FOLL. (LOWER) WITH HUB	X		
445396-900				1			P	CCF DISC FOLL. (LOWER)	X		
445375-900				1			SR	CCF DISC FOLL. (LOWER) HUB	X		
445401				1			AS	CCF DISC FOLL. (LOWER) ARM COMP	X		
445400				1			AS	CCF DISC FOLL. (LOWER) ARM WITH HUB	X		
445377-900				1			P	CCF DISC FOLL. (LOWER) ARM	X		
444867-900				1			SR	CCF DISC FOLL. (LOWER) HUB	X		
354826-451				1			SR	CCF DISC FOLL. (LO.&UP.) ARM ECC. SCREW	X		
445538				1			SR	CCF DISC FOLL. (LO.&UP.) ARM ECC	X		
445378				1			P	CCF DISC FOLL. (UPPER) ARM	X		
445394				1			AS	CCF CAM POS. LEVER WITH STUD	X		

PART NO.	LEVEL/QTY						CODE	DESCRIPTION	8019	8007	800
	A	B	C	D	E	F					
445392-900				1			P	CCF CAM POS. LEVER	X		
445113-900				1			SR	CCF CAM POS. LEVER STUD	X		
445370-455			1				AS	IN. POS. SEL. LEVER COMP	X		
445369-900				1			AS	IN. POS. SEL. LEVER WITH STUD	X		
445368-900					1		P	IN. POS. SEL. LEVER	X		
445117-900					1		SR	IN. POS. SEL. LEVER STUD	X		
445360-909					1		HS	IN. POS. SEL. LEVER KNOB (H. S.)	X		
445360-908					1		PL	IN. POS. SEL. LEVER KNOB (MOLDED)	X		
445486				1			PU	CCF DISC FOLL. (LO.&UP.) RET. RING	X		
445748			1				PU	CCF DISC FOLL. SPRING	X		
44563			2				PM	CCF DISC FOLL. (LO.) DR'G SLIDE	X		
445562				1			PU	PATT. SEL. ENGAG'G LEVER GEAR SEGMENT RET. RING	X		
445391				1			AS	PATT. SEL. ENGAG'G LEVER GEAR SEGMENT COMP.	X		
445389-900				1			P	PATT. SEL. ENGAG'G LEVER GEAR SEGMENT	X		
445390-901					1		MC	PATT. SEL. ENGAG'G LEVER GEAR SEGMENT SUPPORT(MACHINED)	X		
445390-900					1		PM	PATT. SEL. ENGAG'G LEVER GEAR SEGMENT SUPPORT(BLANK)	X		
444763-900					1		SR	PATT. SEL. ENGAG'G LEVER GEAR SEGMENT RIVET	X		
319201				1			P	F.REG. CONTR. ARM PR. SPRING	X		
319202			1				P	F.REG. CONTR. ARM PR. SPRING GUIDE	X		
141913-451		1					SR	F.REG. CONTR. ARM PR. LEVER SCREW	X		
139938-850	1						SR	CCF MECH. MOUNT'G PLATE SCREW	X		
445468		1					PU	CCF CAM POS. LEVER SPRING	X		
445481-456	1						AS	CCF MECHANISM COMP.	X		
445370-456					1		AS	IN. POS. SEL. LEVER COMP.	X		FOR GRAY PANEL
445360-911					1		HS	IN. POS. SEL. LEVER KNOB (H. S.)	X		VERSION
445360-910					1		PL	IN. POS. SEL. LEVER KNOB (MOLDED)	X		

52



WFAHNE MECH	
8007	110

REV. NO. 20

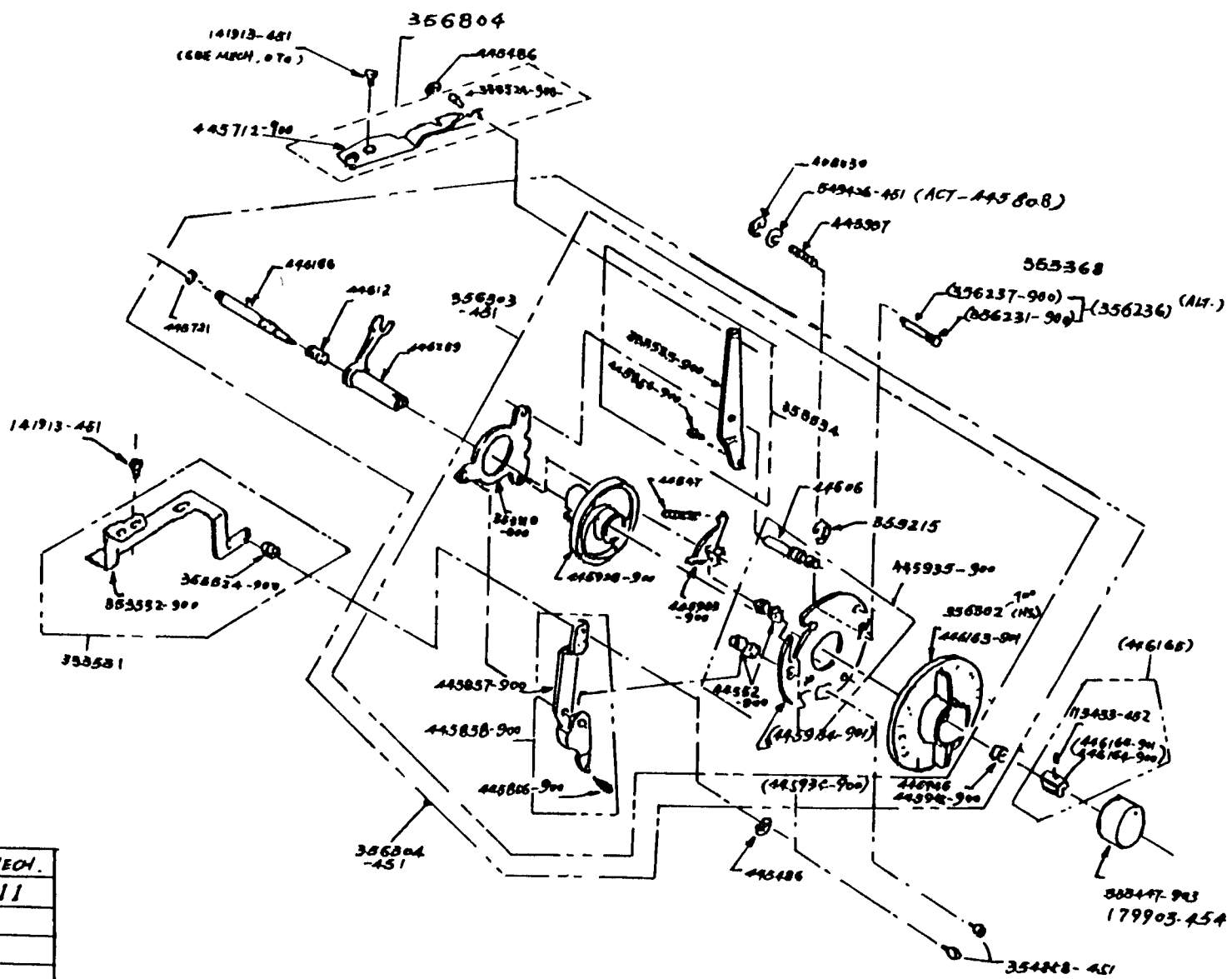
FOUR-STEP BUTTONHOLDER
& FEED REGULATOR
PROJ. 8000 CH

PARTS LIST (FOUR-STEP BUTTONHOLER & FEED REGULATOR)

MECH. 110

PART NO.	LEVEL QTY						CODE	DESCRIPTION	8019	8007	8002
	A	B	C	D	E	F					
531537-452	1						AS B/H & F REG. CAM COMP	X			
531536-452	1	1					AS B/H & F REG. CAM ASSY	X			
445928-900			1				PL B/H & F REG. CAM (PLASTIC) (ALT: 317293-900)	X			
353310-900			1				P B/H & F REG. CAM MOUNT'G BRACKET	X			
445935-900			1				AS B/H & F. REG. MECH. MOUNT'G PLATE COMP	X			
445934-901				1			MC B/H & F. REG. MECH. MOUNT'G PLATE (MACHINED)	X			
445934-900					1		P B/H & F. REG. MECH. MOUNT'G PLATE (BLANK)	X			
44606				1			SR B/H & F. REG. CAM FOLL. STUD	X			
44552-900				2			SR B/H & F. REG. MECH. MOUNT'G PLATE SPACER STUD	X			
445933-900			1				P B/H & F. REG. CONTR. DIAL PAWL	X			
44547			1				PU B/H & F. REG. CONTR. DIAL PAWL SPRING	X			
445858-900			1				AS B/H & BIGHT CONTR. CAM FOLL. LEVER COMP	X			
445857-900				1			P B/H & BIGHT CONTR. CAM FOLL. LEVER	X			
445856-900				1			SR B/H & BIGHT CONTR. CAM FOLLOWER	X			
353534			1				AS B/H N. POS. CAM FOLL. LEVER COMP	X			
353533-900				1			P B/H N. POS. CAM FOLL. LEVER	X			
445856-900				1			SR B/H N. POS. CAM FOLLOWER	X			
353215			1				PU B/H N. POS. CAM FOLLOWER LEVER RET. RING	X			
531535-901			1				HS B/H & F. REG. DIAL (H.S.)	X			
446163-901				1			PL B/H & F. REG. DIAL (MOLDED)	X			
446259		1					PL F. REG. POS. PIN CARRIER WITH MOLDED P.L. CAM FOLL.	X			
446166		1					SR F. REG. POS. PIN	X			
44612		1					PU F. REG. POS. PIN FRICTION SPRING	X			
445721		1					PU F. REG. POS. PIN FRICTION SPRING RET. RING	X			
445945		1					MC REVERSE F. CAM FOLL. (MACHINED)	X			
445945-900			1				PL REVERSE F. CAM FOLL. (D.C. - ZN)	X			
353531	1						AS B/H BIGHT CONTR. CAM FOLL. LEVER LINK COMP	X			
353532-900		1					P B/H BIGHT CONTR. CAM FOLL. LEVER LINK (LEFT)	X			
353524-900		1					SR B/H BIGHT CONTR. CAM FOLL. LEVER HINGE STUD	X			
356804	1						HS B/H N POS. CAM FOLLER LEVER LINK(RIGHT) WITH STUD	X			
353524-900		1					SR B/H N POS. CAM FOLLER LEVER LINK HINGE STUD	X			
445712-900		1					P B/H N POS. CAM FOLL. LEVER LINK(RIGHT)	X			
445486	2						PU LEVER LINK(RIGHT & LEFT) RET. RING	X			
446165	1						AS F. REG. POS. PIN KNOB ADAPTOR COMP	X			
446164-901		1					MC F. REG. POS. PIN KNOB ADAPTOR (MACHINED)	X			
446164-900			1				PM F. REG. POS. PIN KNOB ADAPTOR (BLANK) (P.M.)	X			
113433-452		1					SR F. REG. POS. PIN KNOB ADAPTOR SET SCREW	X			
179903-454	1						HS F. REG. POS. PIN KNOB (H.S.)	X			
353447-903		1					PL F. REG. POS. PIN KNOB (MOLDED)	X			
354858-451	2						SR B/H & F. REG. MECH. MOUNT'G PLATE SCREW	X			
445937	1						PU B/H & F. REG. MECH. MOUNT'G PLATE STUD SPRING	X			
445808-451	1						P B/H & F. REG. MECH. MOUNT'G PLATE STUD SPRING WASHER	X			
408030	1						PU B/H & F. REG. MECH. MOUNT'G PLATE SPRING RET. RING	X			
141913-451	1						SR B/H BIGHT CONTR. CAM FOLL. LEVER LINK SCREW	X			
353368	1						SR B/H & F. REG. MECH. MOUNT'G PLATE STUD	X			
(356236)	1						AS B/H & F. REG. MECH. MOUNT'G PLATE STUD	X			
356237-900		1					SR B/H & F. REG. MECH. MOUNT'G PLATE STUD BODY	X			
356231-900		1					SR B/H & F. REG. MECH. MOUNT'G PLATE STUD HEAD	X			
531537-453	1						AS B/H & F. REG. CAM COMP. FOR GREY PANEL	X			
531536-453		1					AS B/H & F. REG. CAM ASSY } VERSION	X			
531535-902			1				HS B/H & F. REG. DIAL (H.S.)	X			

34



MACHINE	MECH.
8007	111

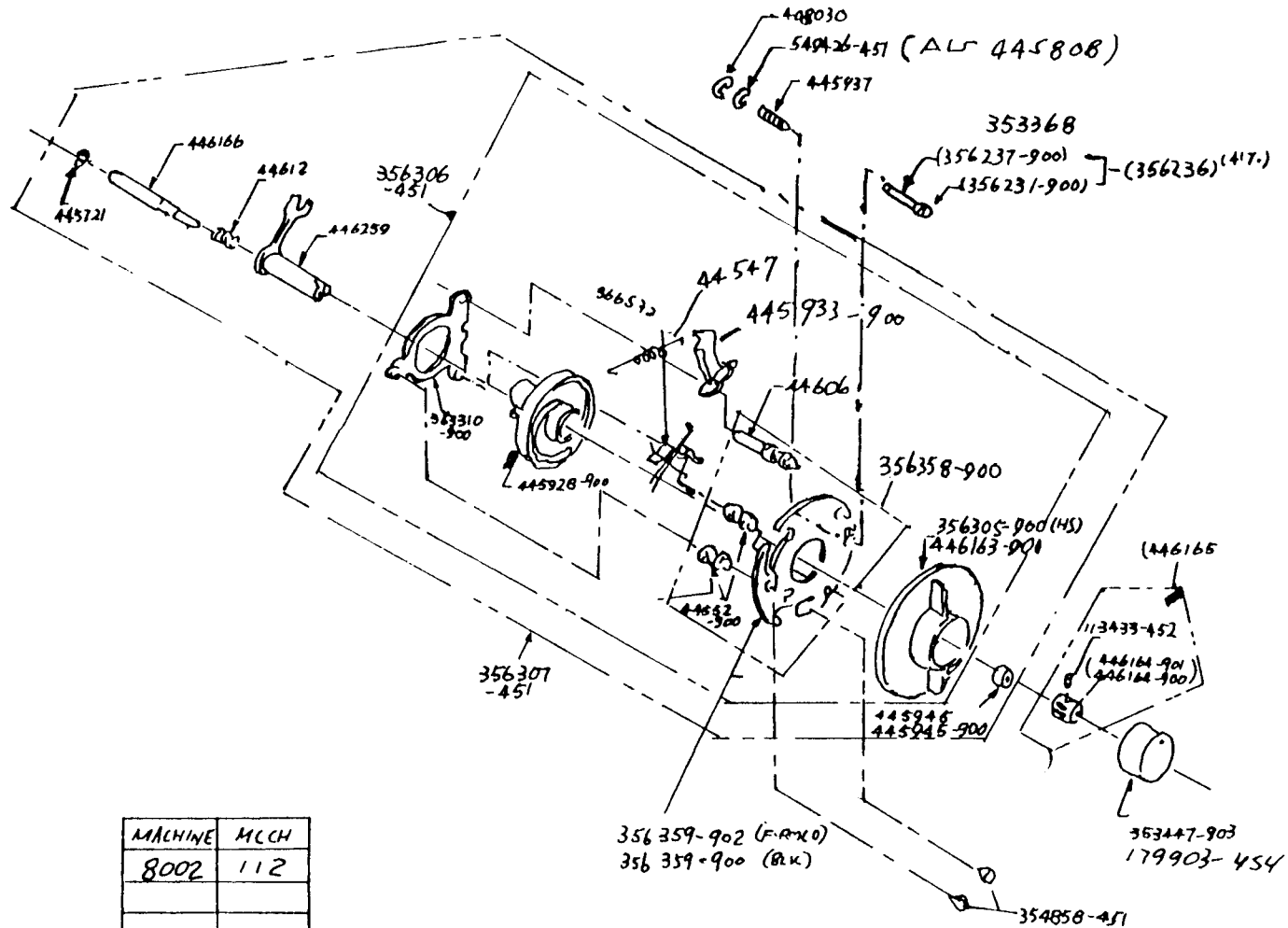
FOUR-STEP BUTTONHOLER
 & FEED REGULATOR
 PROJ. 8000 CH

REV. NO. 02

PARTS LIST (FOUR-STEP BUTTONHOLER & FEED REGULATOR)

MECH. 111

PART NO.	LEVEL/ QTY						CODE	DESCRIPTION	8019	8007	8002
	A	B	C	D	E	F					
356304-451	1						AS	B/H & F.REG. CAM COMP			X
356303-451		1					AS	B/H & F.REG. CAM ASSY			X
445928-900			1				PL	B/H & F.REG. CAM (PLASTIC) (ALT:317293-900)			X
353310-900			1				P	B/H & F. REG. CAM MOUNT'G BRACKET			X
445935-900			1				AS	B/H & F.REG MECH. MOUNT'G PLATE COMP			X
445934-901				1			MC	B/H & F.REG MECH. MOUNT'G PLATE (MACHINED)			X
445934-900					1		P	B/H & F.REG MECH. MOUNT'G PLATE (BLANK)			X
44606				1			SR	B/H & F.REG. CAM FOLL. STUD			X
44552-900				2			SR	B/H & F.REG. MECH. MOUNT'G PLATE SPACER STUD			X
445933-900		1					P	B/H & F.REG. CONTROL. DIAL PAWL			X
44547		1					PU	B/H & F.REG. CONTROL. DIAL PAWL SPRING			X
445858-900		1					AS	B/H BIGHT CONTR. CAM FOLL. LEVER COMP			X
445857-900				1			P	B/H BIGHT CONTR. CAM FOLL. LEVER			X
445856-900				1			SR	B/H BIGHT CONTR. CAM FOLLOWER			X
353534		1					AS	B/H N POS. CAM FOLL.LEVER COMP			X
353533-900				1			P	B/H N POS. CAM FOLL.LEVER			X
445856-900				1			SR	B/H N POS. CAM FOLLOWER			X
353215		1					PU	B/H N POS. CAM FOLLOWER LEVER RET. RING			X
356302-900			1				HS	B/H & F. REG. DIAL (H.S.)			X
446163-901				1			PL	B/H & F. REG. DIAL (MOLDED)			X
446259		1					PL	F.REG. POS. PIN CARRIER WITH MODED PL. CAM FOLL.			X
446166		1					SR	F.REG. POS. PIN			X
44612		1					PU	F.REG. POS. PIN FRICTION SPRING			X
445721		1					PU	F.REG. POS. PIN FRICTION SPRING RET. RING			X
445945		1					MC	REVERSE F. CAM FOLL. (MACHINED)			X
445945-900			1				DC	REVERSE F. CAM FOLL. (D.C. - ZN)			X
353531	1						AS	B/H BIGHT CONTR. CAM FOLL. LEVER LINK COMP			X
353532-900		1					P	B/H BIGHT CONTR. CAM FOLL. LEVER LINK (LEFT)			X
353524-900		1					SR	B/H BIGHT CONTR. CAM FOLL. LEVER LINK HINGE STUD			X
356804	1						HS	B/H N.POS. CAM FOLL. LEVER LINK(RIGHT) WITH STUD			X
353524-900		1					SR	B/H N. POS. CAM FOLL. LEVER LINK HINGE STUD			X
445712-900		1					P	B/H N. POS. CAM FOLL. LEVER LINK (RIGHT)			X
445486		2					PU	LEVER LINK (LEFT & RIGHT) RET. RING			X
446165		1					AS	F.REG. POS. PIN KNOB ADAPTOR COMP			X
446164-901		1					MC	F.REG. POS. PIN KNOB ADAPTOR (MACHINED)			X
446164-900			1				PM	F.REG. POS. PIN KNOB ADAPTOR (D.C. - ZN)			X
113433-452		1					SR	F.REG. POS. PIN KNOB ADAPTOR SET SCREW			X
179903-454	1						HS	F.REG. POS. PIN KNOB (H.S.)			X
353447-903		1					PL	F.REG. POS. PIN KNOB (MOLDED)			X
354858-451		2					SR	B/H & F. REG. MECH. MOUNT'G PLATE SCREW			X
445937		1					PU	B/H & F. REG. MECH. MOUNT'G PLATE STUD SPRING			X
408030		1					PU	B/H & F. REG. MECH. MOUNT'G PLATE SPRING RET. RING			X
141913-451		1					SR	B/H BIGHT CONT. CAM FOLL. LEVER LINK SCREW			X
353368		1					SR	B/H & F. REG. MECH. MOUNT'G PLATE STUD			X
(356236)		1					AS	B/H & F.REG. MECH. MOUNT'G PLATE STUD			X
356237-900			1				SR	B/H & F.REG. MECH. MOUNT'G PLATE STUD BODY			X
356231-900			1				SR	B/H & F.REG. MECH. MOUNT'G PLATE STUD HEAD			X
445808-451	1						P	B/H & F.REG. MECH. MOUNT'G PLATE STUD SPRING WASHER			X



MACHINE	MCCH
8002	112

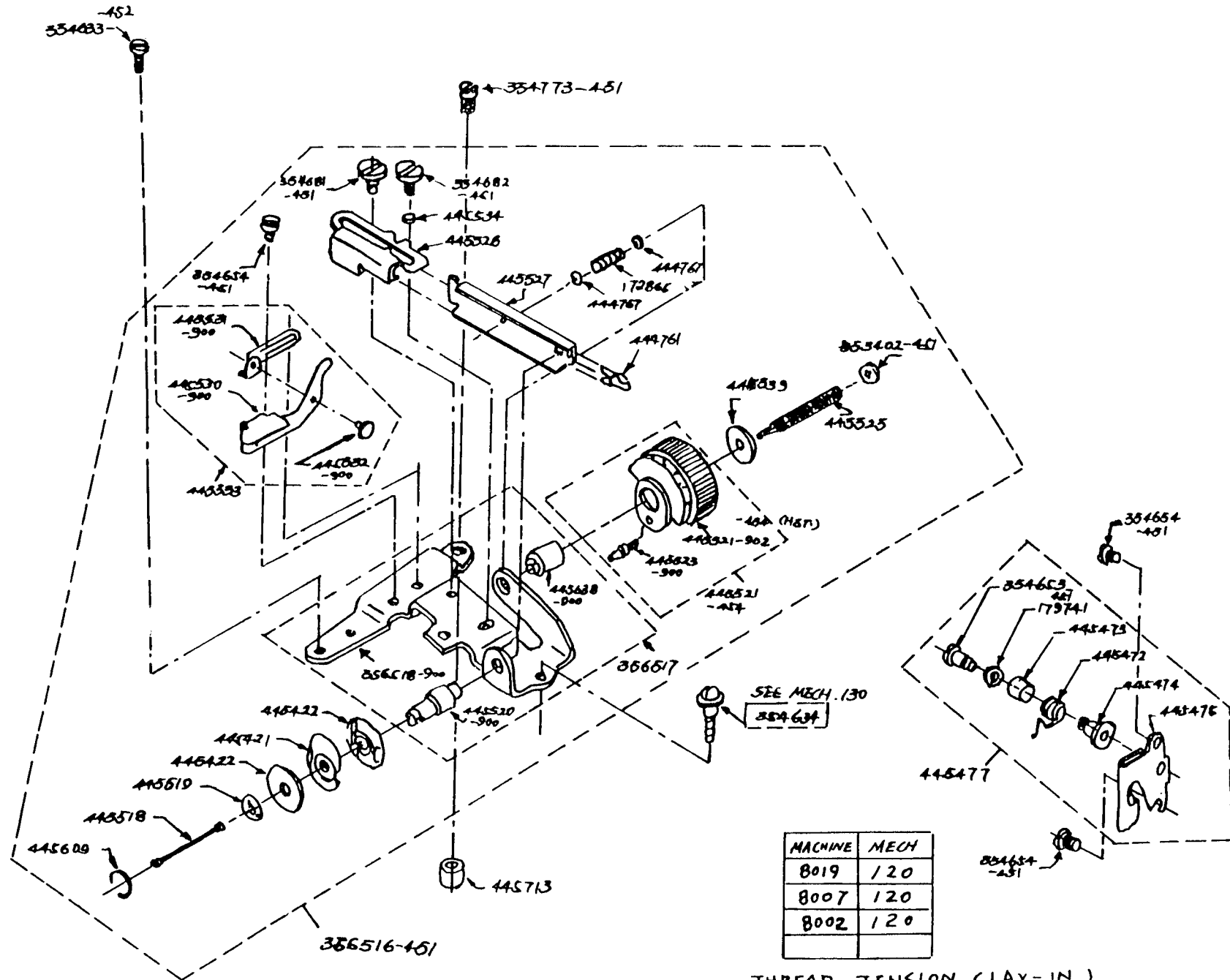
FEED REGULATOR MCHANISM

PROJ. 8000 CH

PARTS LIST (FEED REGULATOR MECHANISM)

MECH. 112

PART NO.	LEVEL/ QTY						CODE	DESCRIPTION	8019	8007	8002
	A	B	C	D	E	F					
356307-451	1						AS	FEED REGULAT'G MECH. COMP			X
356306-451	1						AS	FEED REGULAT'G MECH. ASSY			X
445928-900		1					PL	FEED REGULAT'G CAM (PLASTIC) (ALT: 317293-900)			X
353310-900		1					P	FEED REGULAT'G CAM MOUNT'G BRACKET			X
356358-900		1					AS	FEED REGULAT'G MECH. MOUNT'G PLATE ASSY			X
356359-902			1				MC	FEED REGULAT'G MECH. MOUNT'G PLATE (MACHINED)			X
356359-900				1			P	FEED REGULAT'G MECH. MOUNT'G PLATE (BLANK)			X
44606			1				SR	FEED REGULAT'G CAM FOLL. STUD			X
44552-900			2				SR	FEED REGULAT'G MECH. MOUNT'G PLATE SPACER STUD			X
44547		1					PU	FEED REGULAT'G CONT. DIAL PAWL			X
445933-900		1					P	FEED REGULAT'G CONT. DIAL SPRING			X
356305-900		1					HS	FEED REGULAT'G DIAL (H. S.)			X
446163-901			1				PL	FEED REGULAT'G DIAL (MOLDED)			X
446259		1					PL	F.REGULAT'G POS.PIN CARRIER W. MOLDED PL. CAM FOLL			X
446166		1					SR	FEED REGULAT'G POS. PIN			X
44612		1					PU	FEED REGULAT'G POS. PIN FRICTION SPRING			X
445721		1					MC	FEED REGULAT'G POS. PIN FRICTION SPRING RET.RING			X
445945		1					MC	REVERSE FEED CAM FOLL. (MACHINED)			X
445945-900		1					PL	REVERSE FEED CAM FOLL. (BLANK)			X
446165		1					AS	F.REG.POS. PIN KNOB ADAPTER COMP			X
446164-901		1					MC	F.REG.POS. PIN KNOB ADAPTER (MACHINED)			X
446164-900			1				PM	F.REG.POS. PIN KNOB ADAPTER (BLANK) (P.M.)			X
113433-452		1					SR	F.REG.POS. PIN KNOB ADAPTER SET SCREW			X
179903-454		1					HS	F.REG.POS. PIN KNOB ADAPTER (H. S.)			X
353447-903		1					PL	F.REG.POS. PIN KNOB ADAPTER (MOLDED)			X
354858-451	2						SR	F.REG.MECH. MOUNT'G PLATE SCREW			X
445937		1					PU	F.REG.MECH. MOUNT'G PLATE STUD SPRING			X
408030		1					PU	F.REG.MECH. MOUNT'G PLATE SPRING RET. RING			X
353368		1					SR	F.REG.MECH. MOUNT'G PLATE STUD			X
(356236)		1					AS	B/H & F.REG.MECH.MOUNT'G PLATE STUD			X
356237-900		1					SR	B/H & F.REG.MECH.MOUNT'G PLATE STUD BODY			X
356231-900		1					SR	B/H & F.REG.MECH.MOUNT'G PLATE STUD HEAD			X
445808-451		1					P	F.REG.MECH. MOUNT'G PLATE STUD SPRING WASHER			X



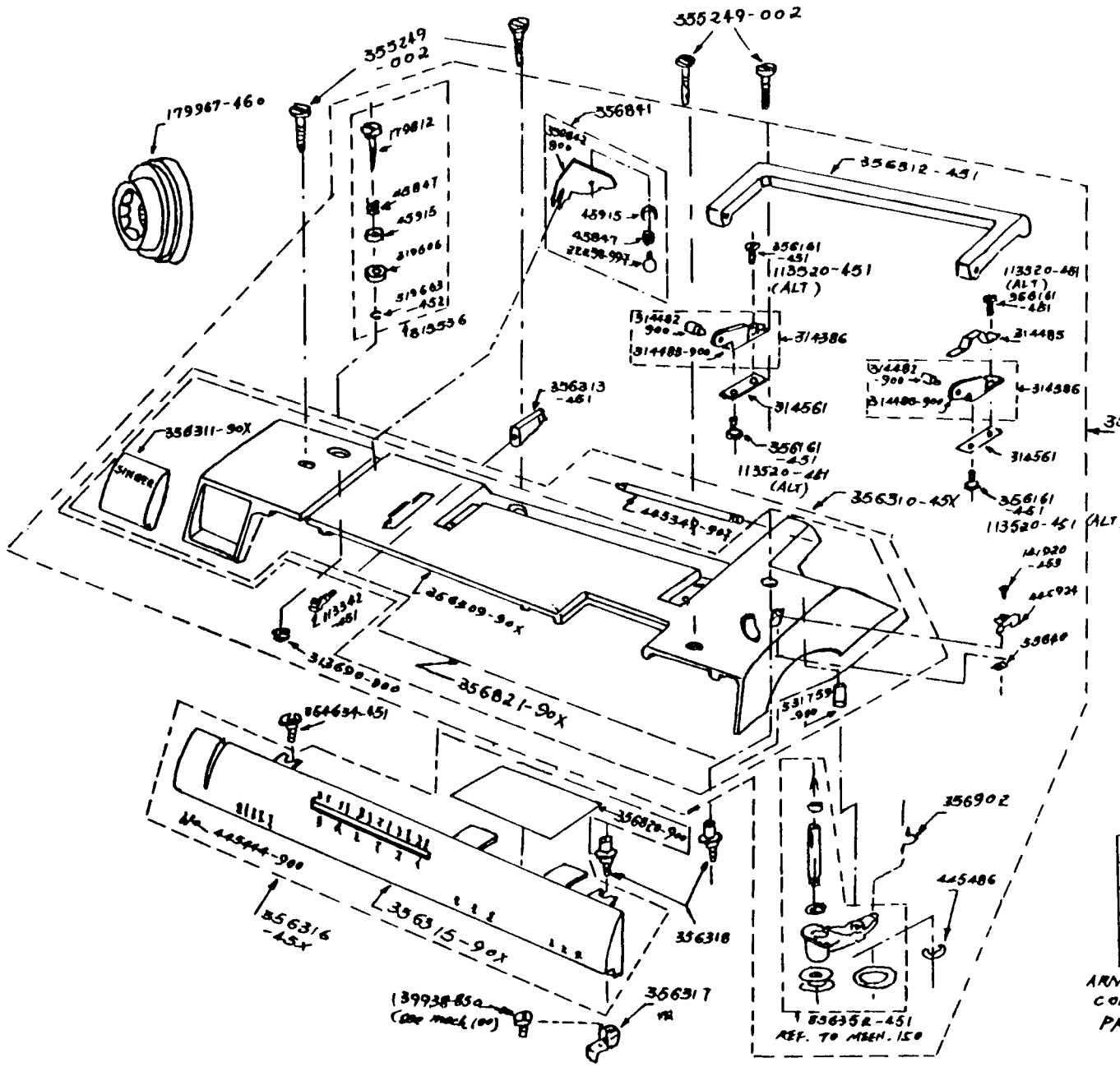
38

REV. NO.

MACHINE	MECH
8019	120
8007	120
8002	120

THREAD TENSION (LAY-IN)
 PROJ. 8000 CH

PART NO.	LEVEL/ QTY						CODE	DESCRIPTION	8019	8007	8002
	A	B	C	D	E	F					
356516-451	1						AS	TENSION MOUNT'G BRACKET COMP	X	X	X
356517	1						AS	TENSION MOUNT'G BRACKET ASSY	X	X	X
356518-900	1						P	TENSION MOUNT'G BRACKET	X	X	X
445520-900	1						SR	TENSION DISC STUD	X	X	X
445638-900	1						SR	TENSION INDICATOR DIAL HINGE STUD	X	X	X
445422	2						P	TENSION DISC (SMALL)	X	X	X
445421	1						P	TENSION DISC (LARGE)	X	X	X
445519	1						P	TENSION DISC PRESSURE PLATE	X	X	X
445518	1						SR	TENSION DISC PRESSURE PIN	X	X	X
445609	1						PU	TENSION DISC PRESSURE PLATE RET. RING	X	X	X
445521-454	1						AS	TENSION IND. DIAL (H.S.) WITH PIN	X	X	X
445521-902	1						PL	TENSION IND. DIAL (MOLDED)	X	X	X
445523-900	1						SR	TENSION IND. DIAL PIN	X	X	X
445527	1						P	TENSION REGULAT'G SLIDE PLATE	X	X	X
445526	1						P	TENSION REGULAT'G SLIDE	X	X	X
445534	1						SR	TENSION REGULAT'G SLIDE ADJUSTER SCREW WASHER	X	X	X
354682-451	1						SR	TENSION REGULAT'G SLIDE ADJUSTER SCREW	X	X	X
354681-451	1						SR	TENSION REGULAT'G SLIDE GUIDE SCREW	X	X	X
444761	1						P	TENSION REGULAT'G SLIDE PLATE SPRING CLIP	X	X	X
444767	2						P	TENSION SPRING WASHER	X	X	X
72865	1						PU	TENSION SPRING	X	X	X
445539	1						P	TENSION INDICATOR DIAL RET. WASHER	X	X	X
445525	1						SR	TENSION SPRING ADJUSTER SCREW	X	X	X
353402-452	1						SR	TENSION DISC SPRING ADJUSTER NUT	X	X	X
445533	1						AS	TENSION RELEASING LEVER COMP	X	X	X
445530-900	1						P	TENSION RELEASING LEVER	X	X	X
445531-900	1						P	TENSION RELEASING LEVER BRACKET	X	X	X
445532-900	1						SR	TENSION RELEASING LEVER HINGE RIVET	X	X	X
354654-451	1						SR	TENSION RELEASING LEVER BKT. SCREW	X	X	X
354633-452	1						SR	TENSION MOUNT'G BKT SCREW (LEFT)	X	X	X
354773-451	1						SR	TENSION MOUNT'G BKT SCREW (RIGHT)	X	X	X
445713	1						SR	TENSION MOUNT'G BKT SCREW SPACER	X	X	X
445477	1						AS	THREAD T.U. SPRING TH. GUARD&MOUNT'G BKT COMP	X	X	X
445475	1						P	THREAD T.U. SPRING TH. GUARD&MOUNT'G BKT	X	X	X
445474	1						SR	THREAD T.U. SPRING POSITION COLLAR	X	X	X
445472	1						PU	THREAD T.U. SPRING	X	X	X
445473	1						PL	THREAD T.U. SPRING CUP&SLACK TH.REG. (PLASTIC)	X	X	X
179741	1						SR	THREAD T.U. SPRING POS. COLLAR LOCK NUT	X	X	X
354653-451	1						SR	THREAD T.U. SPRING MOUNT'G SCREW	X	X	X
354654-451	2						SR	THREAD T.U. SPRING TH. GUARD SCREW	X	X	X



MACHINE	MECH
8019	130

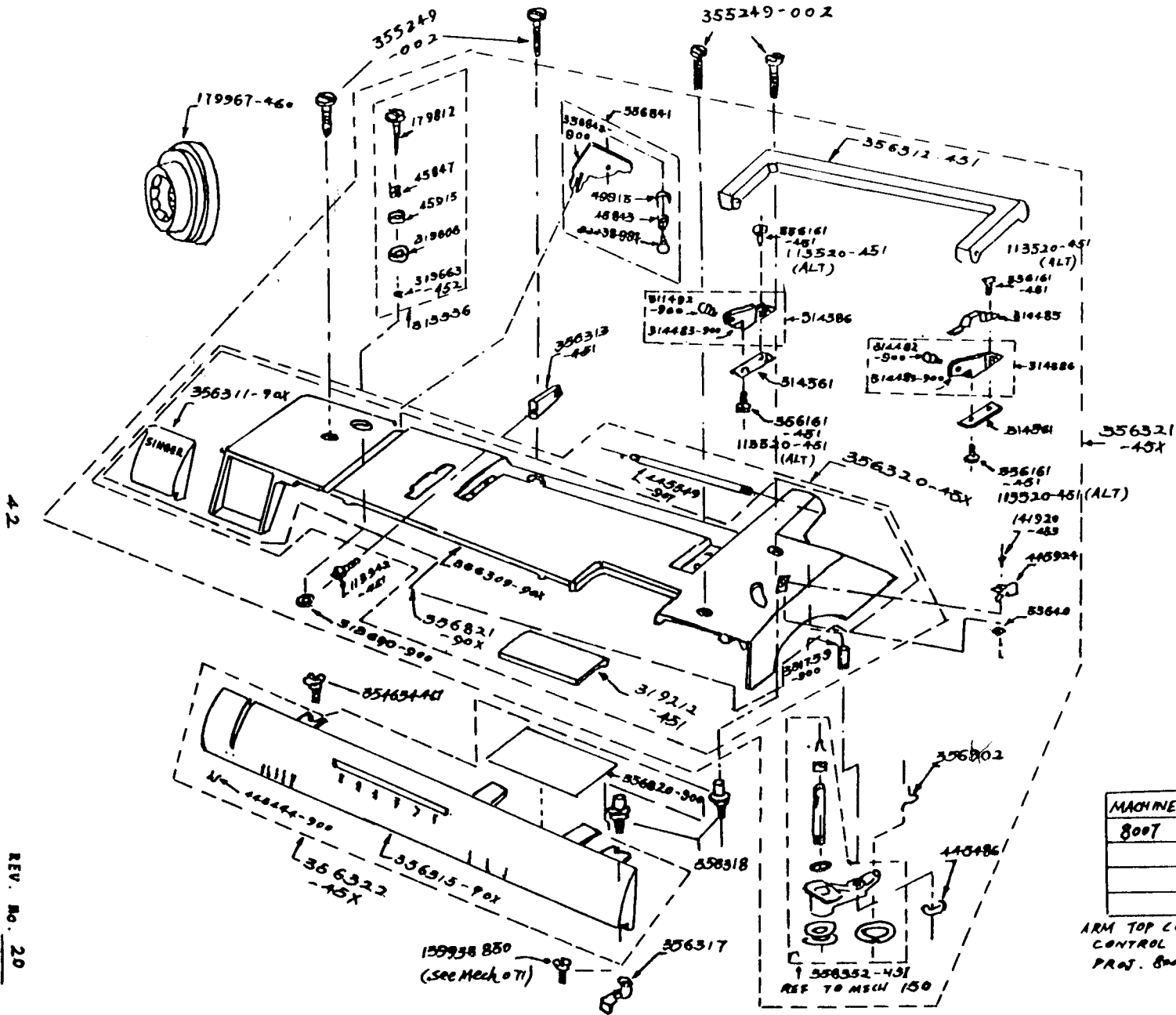
ARM TOP COVER & CONTROL PANEL
 PROJ. 8000 CH

PARTS LIST (ARM TOP COVER & CONTROL PANEL)

MECH.130

PART NO.	LEVEL/QTY						CODE	DESCRIPTION	8019	8007	8002
	A	B	C	D	E	F					
356314-451	1						AS	ARM TOP COVER COMP	X		
356310-451		1					AS	ARM TOP COVER ASSY	X		
356821-900			1				HS	ARM TOP COVER WITH MEDALLION	X		
356309-901				1			HS	ARM TOP COVER (W/ GRAPHICS)	X		
356309-900					1		PL	ARM TOP COVER (MOLDED)	X		
356311-901				1			HS	ARM TOP COVER MEDALLION (W. GRAPHICS)	X		
356311-900					1		PL	ARM TOP COVER MEDALLION (MOLDED)	X		
445349-907			1				PL	ARM TOP COVER LID SPOOL PIN	X		
531759-900			1				SR	B.W. MOUNT'G HINGE STUD	X		
313536		1					AS	B.W. TENSION COMP.	X		
179812			1				SR	B.W. TENSION DISC SCREW	X		
45847			1				PU	B.W. TENSION DISC SPRING	X		
45915			1				P	B.W. TENSION DISC	X		
319606			1				SR	B.W. TENSION DISC SPACER	X		
319663-452			1				PU	B.W. TENSION DISC RET. RING	X		
313690-900		1					PL	B.W. TENSION DISC SCREW NUT (PLASTIC)	X		
356841		1					AS	PRETENSION BRACKET COMP	X		
356842-900			1				P	PRETENSION BRACKET	X		
45847			1				PU	PRETENSION DISC SPRING	X		
22238-997			1				SR	PRETENSION RIVET	X		
45915			1				P	PRETENSION DISC	X		
356313-451		1					PL	A.T. COVER SPOOL PIN THREAD GUIDE	X		
113342-451		1					SR	A.T. COVER SPOOL PIN THREAD GUIDE SCREW	X		
356312-451		1					PL	A.T. COVER HANDLE	X		
314386		2					AS	A.T. COVER HANDLE HINGE BRACKET COMP	X		
314483-900			2				P	A.T. COVER HANDLE HINGE BRACKET	X		
314482-900			2				SR	A.T. COVER HANDLE HINGE PIN	X		
314485		1					P	A.T. COVER HANDLE SPRING (RIGHT)	X		
314561		2					P	A.T. COVER HANDLE HINGE BKT NUT PLATE	X		
356161-451		4					SR	A.T. COVER HANDLE HINGE BKT SCREW(ALT: 113520-451)	X		
445924		1					P	B.W. TENSION STOP	X		
141920-453		1					SR	B.W. TENSION STOP SCREW	X		
53640		1					SR	B.W. TENSION STOP SCREW NUT	X		
356902		1					PU	B.W. MOUNT'G HINGE STUD SPRING -	X		
445486		1					PU	B.W. MOUNT'G HINGE STUD RET. RING	X		
356352-451		1					AS	B.W. ASSY (REFER TO MECH.150)	X		
179967-460	1						PL	A.T.C. LID SPOOL PIN THREAD LEAD OFF -	X		
355249-002	4						SR	A.T.C. FASTENING SCREW	X		
356318	1						SR	A.T.C. FASTENING SCREW EXTENSION STUD	X		
356316-451	1						AS	CONTROL PANEL COMP. (8019)	X		
356315-902	1						HS	CONTROL PANEL (PAINTED N H.S.) (8019)	X		
356315-901		1					MC	CONTROL PANEL (MACHINED)	X		
356315-900			1				PL	CONTROL PANEL (MOLDED)	X		
445444-900	1						P	CONTROL PANEL THREAD GUIDE	X		
356820-900	1							CONTROL PANEL INSERT (ADHESIVE BACKED)	X		
356318	1						SR	CONTROL PANEL MOUNT'G SCREW	X		
356317	1						P	CONTROL PANEL BRACKET (RIGHT)	X		
354634-451	1						SR	CONTROL PANEL AND TENSION MECH. MOUNT'G SCREW	X		
356314-452	1						AS	ARM TOP COVER COMP.	X		
356310-452		1					AS	ARM TOP COVER ASSY	X		
356821-900			1				HS	ARM TOP COVER WITH MEDALLION	X		
356309-903				1			HS	ARM TOP COVER (W/ GRAPHICS)	X		
356311-902				1			HS	ARM TOP COVER MEDALLION (W/ GRAPHICS)	X		
356316-452	1						AS	CONTROL PANEL COMP.	X		
356315-904	1						HS	CONTROL PANEL (PAINTED & H.S.)	X		

FOR GREY
PANEL
VERSION



MACHINE	MECH
8007	131

ARM TOP COVER &
CONTROL PANEL
PROJ. 8000 CH

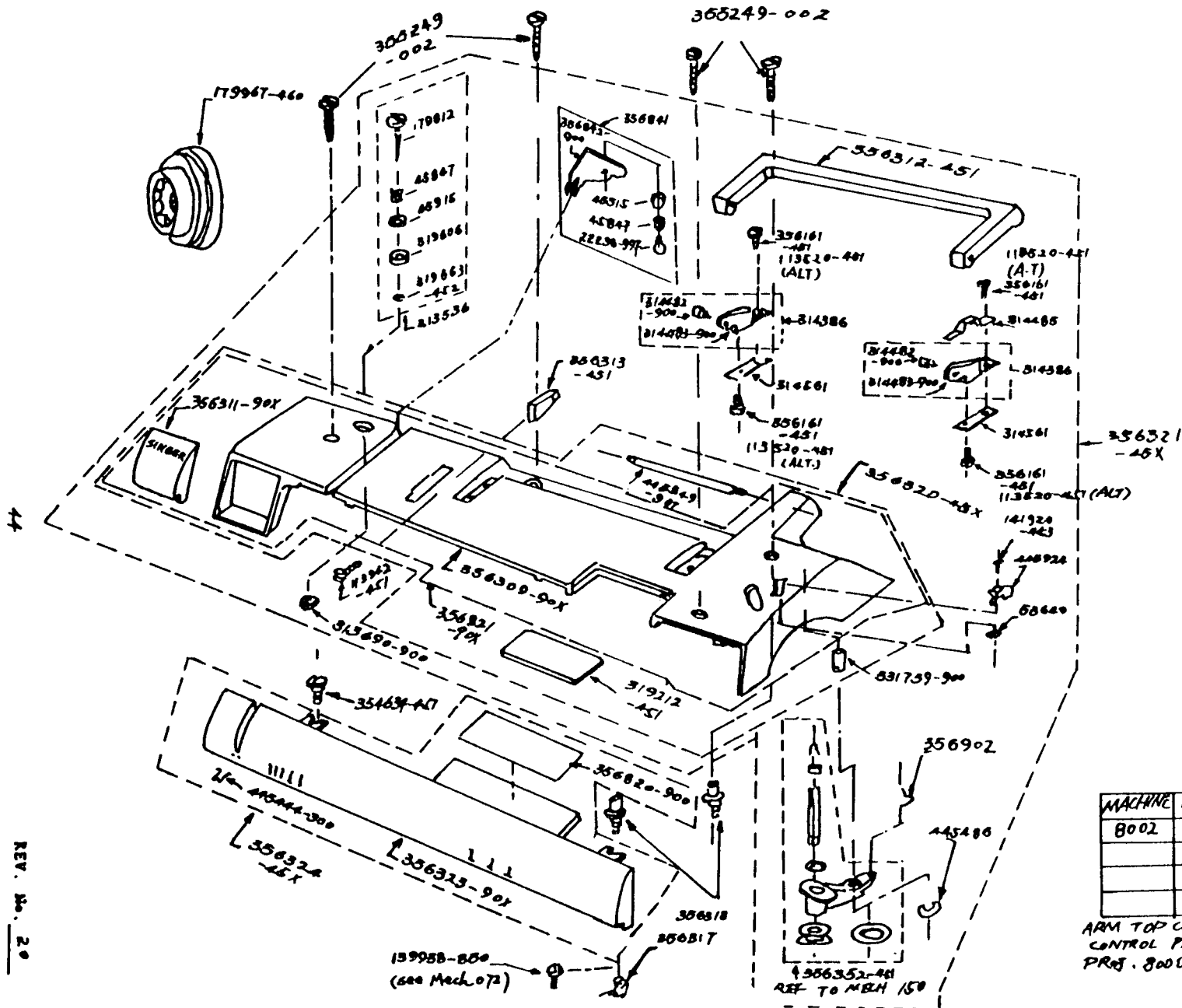
42

REV. NO. 20

PARTS LIST (ARM TOP COVER & CONTROL PANEL)

MECH. 131

ART NO.	LEVEL/QTY						CODE	DESCRIPTION	8019	8007	8002
	A	B	C	D	E	F					
356321-451	1						AS	ARM TOP COVER COMP			X
356320-451		1					AS	ARM TOP COVER SUB-ASSY			X
356821-901			1				HS	ARM TOP COVER W/ MEDALLION			X
356309-902				1			HS	ARM TOP COVER (W. GRAPHICS)			X
356309-900					1		PL	ARM TOP COVER (MOLDED)			X
356311-901					1		HS	ARM TOP COVER MEDALLION (W. GRAPHICS)			X
356311-900						1	PL	ARM TOP COVER MEDALLION (MOLDED)			X
445349-907			1				PL	ARM TOP COVER LID SPOOL PIN			X
531759-900				1			SR	B. W. MOUNT'G HINGE STUD			X
356319-451					1		PL	A. T. C. TOP PAD (ALT: 319212-451)			X
313536		1					AS	B. W. TENSION COMP			X
179812			1				SR	B. W. TENSION DISC SCREW			X
45847				1			PU	B. W. TENSION DISC SPRING			X
45915					1		P	B. W. TENSION DISC			X
319606						1	SR	B. W. TENSION DISC SPACER			X
319663-452						1	PU	B. W. TENSION DISC RET. RING			X
313690-900		1					PL	B. W. TENSION DISC SCREW NUT (PLASTIC)			X
356313-451			1				PL	A. T. C. SPOOL PIN THREAD GUIDE			X
113342-451				1			SR	A. T. C. SPOOL PIN THREAD GUIDE SCREW			X
356312-451					1		PL	A. T. C. HANDLE			X
314386			2				AS	A. T. C. HANDLE HINGE BRACKET COMP			X
314483-900				2			P	A. T. C. HINDLE HINGE BRACKET			X
314482-900					2		SR	A. T. C. HINDLE HINGE PIN			X
314485			1				P	A. T. C. HANDLE SPRING (RIGHT)			X
314561				2			P	A. T. C. HANDLE HINGE BKT. NUT PLATE			X
356161-451					4		SR	A. T. C. HANDLE HINGE BKT. SCREW (ALT: 113520-451)			X
15924					1		P	B. W. TENSION STOP			X
1920-453					1		SR	B. W. TENSION STOP SCREW			X
33640					1		SR	B. W. TENSION STOP SCREW NUT			X
356902					1		PU	B. W. MOUNT'G HINGE STUD SPRING			X
445486					1		PU	B. W. MOUNT'G HINGE STUD RET. RING			X
356352-451					1		AS	B. W. ASSY (REFER TO MECH. 150)			X
356841					1		AS	PRETENSION BRACKET COMP			X
356842-900					1		P	PRETENSION BRACKET			X
45847					1		PU	PRETENSION DISC SPRING			X
22238-997					1		SR	PRETENSION RIVET			X
45915					1		P	PRETENSION DISC			X
179967-460		1					PL	A. T. C. LID SPOOL PIN THREAD LEAD OFF			X
355249-002		4					SR	A. T. C. FASTENING SCREW			X
356318					1		SR	A. T. C. FASTENING SCREW EXTENSION STUD			X
356322-451					1		AS	CONTROL PANEL COMP (8007)			X
356315-903			1				HS	CONTROL PANEL (PAINTED & H.S.) (8007)			X
356315-900				1			PL	CONTROL PANEL (MOLDED)			X
445444-900					1		P	CONTROL PANEL THREAD GUIDE			X
356820-900					1		SR	CONTROL PANEL INSERT (ADHESIVE BACKED)			X
356318					1		SR	CONTROL PANEL MOUNT'G SCREW			X
356317					1		P	CONTROL PANEL MOUNT'G BRACKET (RIGHT)			X
354634-451					1		SR	CONTROL PANEL AND TENSION MECH. MOUNT'G SCREW			X
356321-452					1		AS	ARM TOP COVER COMP FOR GREY			X
356320-452					1		AS	ARM TOP COVER SUB-ASSY PANEL			X
356821-901					1		HS	ARM TOP COVER W/ MEDALLION VERSION			X
356311-902						1	HS	ARM TOP COVER W/ MEDALLION (W/ GRAPHICS)			X
356322-452					1		AS	CONTROL PANEL COMP			X
356315-905					1		HS	CONTROL PANEL (PAINTED & H.S.)			X



MACHINE	MECH
8002	132

ARM TOP COVER &
CONTROL PANEL
PROJ. 8000 CH

44

REV. No. 29

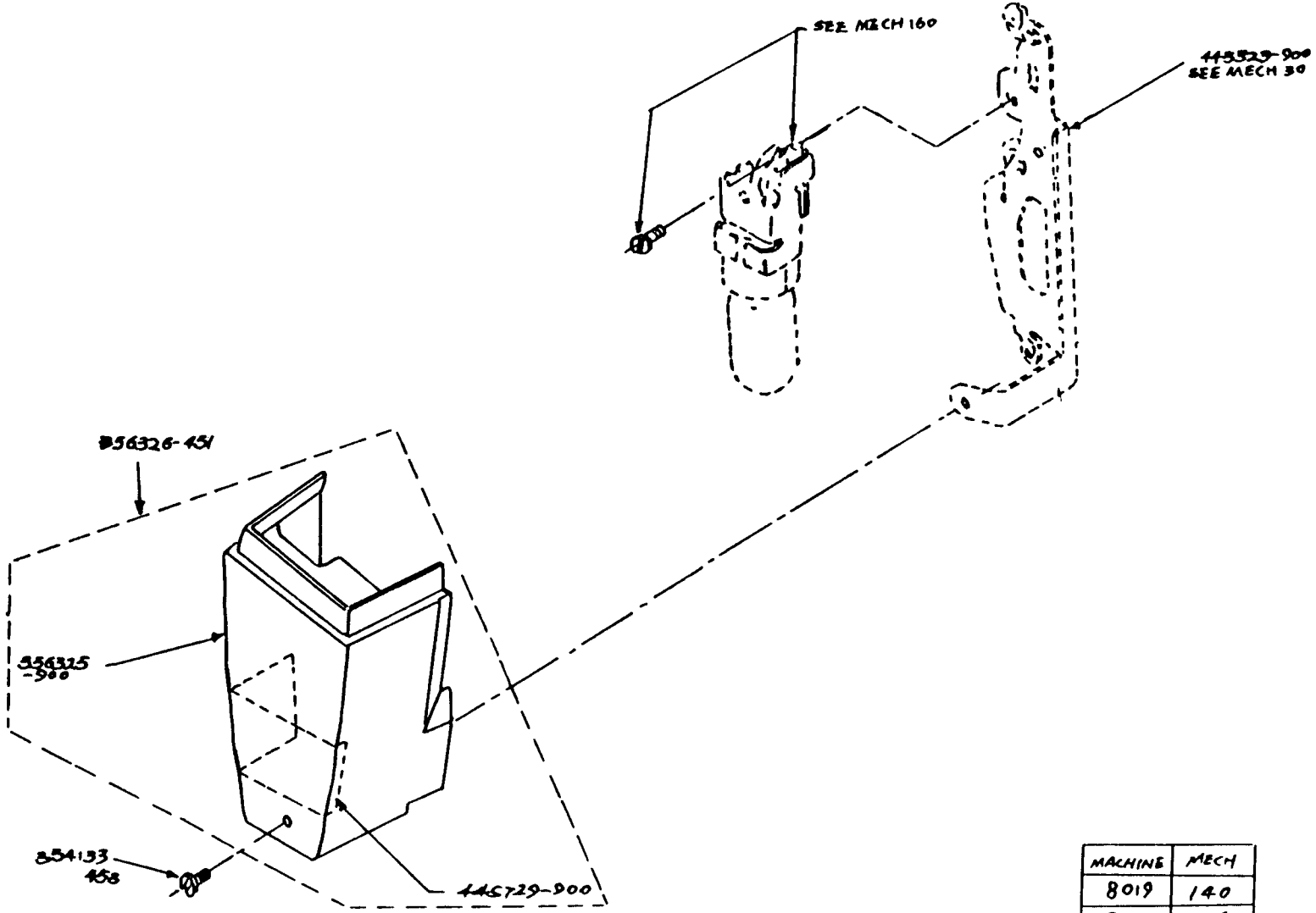
PARTS LIST (ARM TOP COVER & CONTROL PANEL)

MECH. 132

PART NO.	LEVEL/ QTY						CODE	DESCRIPTION	8019	8007	8002
	A	B	C	D	E	F					
356321-451	1						AS	ARM TOP COVER COMP			X
356320-451		1					AS	ARM TOP COVER SUB-ASSY			X
356821-901			1				HS	ARM TOP COVER W/ MEDALLION			X
356309-902				1			HS	ARM TOP COVER (W/ GRAPHICS)			X
356309-900					1		PL	ARM TOP COVER (MOLDED)			X
356311-901				1			HS	ARM TOP COVER MEDALLION (W/ GRAPHICS)			X
356311-900					1		PL	ARM TOP COVER MEDALLION (MOLDED)			X
445349-907			1				PL	ARM TOP COVER LID SPOOL PIN			X
531759-900			1				SR	B.W. MOUNT'G HINGE STUD			X
356319-451			1				PL	A.T.C. TOP PAD (ALT: 319212-451)			X
313536		1					AS	B.W. TENSION COMP			X
179812			1				SR	B.W. TENSION DISC SCREW			X
45847			1				PU	B.W. TENSION DISC SPRING			X
45915			1				P	B.W. TENSION DISC			X
319606			1				SR	B.W. TENSION DISC SPACER			X
319663-452			1				PU	B.W. TENSION DISC RET. RING			X
313690-900		1					PL	B.W. TENSION DISC SCREW NUT (PLASTIC)			X
356313-451		1					PL	A.T.C. SPOOL PIN THREAD GUIDE			X
113342-451		1					SR	A.T.C. SPOOL PIN THREAD GUIDE SCREW			X
356312-451		1					PL	A.T.C. HANDLE			X
314386		2					AS	A.T.C. HANDLE HINGE BRACKET COMP			X
314483-900			2				P	A.T.C. HANDLE HINGE BRACKET			X
314482-900			2				SR	A.T.C. HANDLE HINGE PIN			X
314485		1					P	A.T.C. HANDLE SPRING (RIGHT)			X
314561		2					P	A.T.C. HANDLE HINGE BKT. NUT PLATE			X
356161-451		4					SR	A.T.C. HANDLE HINGE BKT. SCREW (ALT: 113520-451)			X
445924		1					P	B.W. TENSION STOP			X
141920-453		1					SR	B.W. TENSION STOP SCREW			X
53640		1					SR	B.W. TENSION STOP SCREW NUT			X
356902		1					PU	B.W. MOUNT'G HINGE STUD SPRING			X
445486		1					PU	B.W. MOUNT'G HINGE STUD RET. RING			X
356352-451		1					AS	B.W. ASSY (REFER TO NECH. 150)			X
356841		1					AS	PRETENSION BRACKET COMP			X
356842-900			1				P	PRETENSION BRACKET			X
45847			1				PU	PRETENSION DISC SPRING			X
22238-997			1				SR	PRETENSION RIVET			X
45915			1				P	PRETENSION DISC			X
179967-460	1						PL	A.T.C. LID SPOOL PIN THREAD LEAD OFF			X
355249-002	4						SR	A.T.C. FASTENING SCREW			X
356318	1						SR	A.T.C. FASTENING SCREW EXTENSION STUD			X
356324-451	1						AS	CONTROL PANEL COMP (8002)			X
356323-901		1					HS	CONTROL PANEL (PAINTED & H.S.) (8002)			X
356323-900			1				PL	CONTROL PANEL (MOLDED) (8002)			X
445444-900		1					P	CONTROL PANEL THREAD GUIDE			X
356820-900		1					SR	CONTROL PANEL INSERT (ADHESIVE BACKED)			X
356318		1					SR	CONTROL PANEL MOUNT'G SCREW			X
356317		1					P	CONTROL PANEL MOUNT'G BRACKET (RIGHT)			X
354634-451		1					SR	CONTROL PANEL & TENSION MECH. MOUNT'G SCREW			X
356321-452	1						AS	ARM TOP COVER COMP			X
356320-452		1					AS	ARM TOP COVER SUB-ASSY			X
356821-901			1				HS	ARM TOP COVER W/ MEDALLION			X
356311-902				1			HS	ARM TOP COVER MEDALLION (W/ GRAPHICS)			X
356324-452	1						AS	CONTROL PANEL COMP			X
356323-902		1					HS	CONTROL PANEL (PAINTED & H.S.)			X

FOR GREY
PANEL
VERSION

46

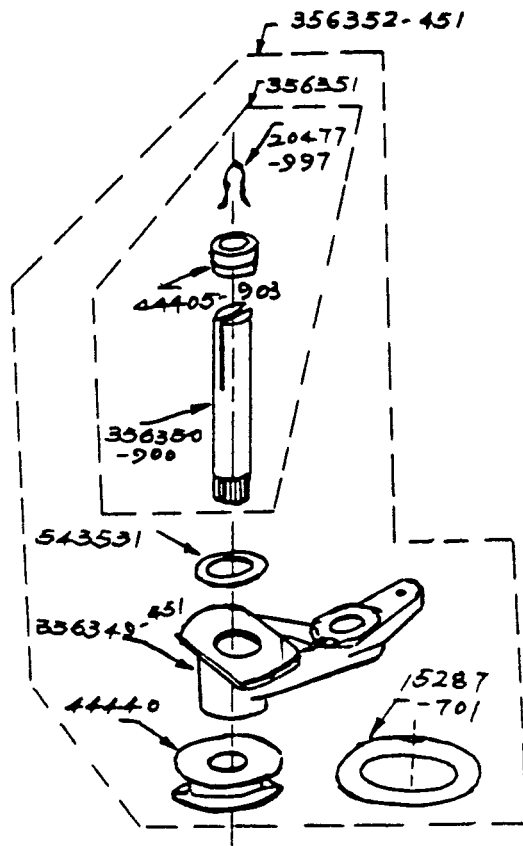


MACHINE	MECH
8019	140
8007	140
8002	140

FACE PLATE
 PROJ. 8000 CH

REV. NO. _____

PART NO.	LEVEL/QTY					CODE	DESCRIPTION	8019	8007	8002
	A	B	C	D	E					
356326-451	1					AS	FACE PLATE WITH REFLECTOR	X	X	X
356325-900	1					PL	FACE PLATE BODY (PLASTIC)	X	X	X
445729-900	1					PU	FACE PLATE REFLECTOR	X	X	X
354133-453	1					SR	FACE PLATE SCREW	X	X	X



MACHINE	MECH
8019	150
8007	150
8002	150

BOBBIN WINDER
 PROJ. 8000 CH

PART NO.	LEVEL/QTY						CODE	DESCRIPTION	8019	8007	8002
	A	B	C	D	E	F					
356352-451	1						AS	B..W COMP (REFER TO MECH. 130/131/132)	X	X	X
356351		1					AS	B.W. STUD ASSY	X	X	X
356350-900			1				SR	B.W. STUD	X	X	X
44405-903			1				SR	B.W. STUD RING	X	X	X
20477-997			1				PU	B..W STUD SPRING	X	X	X
543531		1					PL	B..W DAMPING WASHER (PLASTIC)	X	X	X
356349-451		1					PL	B.W. BRACKET (PLASTIC)	X	X	X
44440		1					PL	B.W. FRICTION PULLE (PLASTIC)	X	X	X
15287-701		1					PL	B.W FRICTION RING (RUBBER)	X	X	X

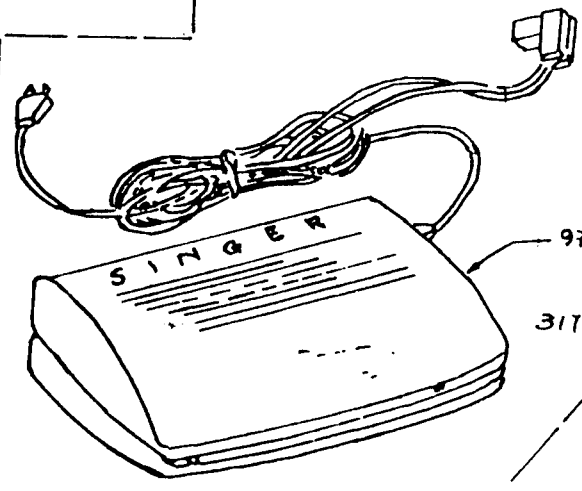
- 362035-005 (USA/CAN)
- 006 (EUROPE)
- 007 (V.K)
- 008 (AUSTRALIA)



- 988076-001
- 003
- 005

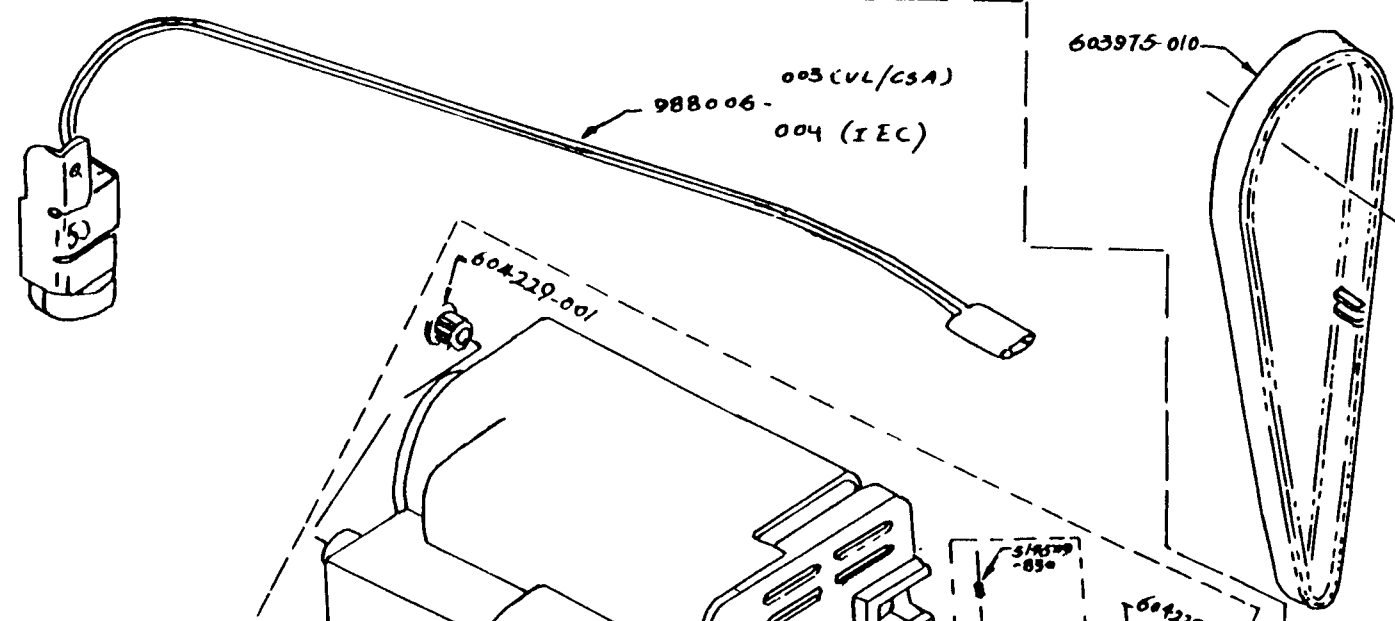
- ALTERNATE
- 194120-019
 - 020
 - 021

50



- 979314-026 (EUROPE)
- 027 (V.K)
- 028 (AUSTRALIA)
- 317564-001 (VL/CSA)

- 362036-004 (UL/CSA)
- 005 (IEC - 220V)
- 006 (IEC - 240V)



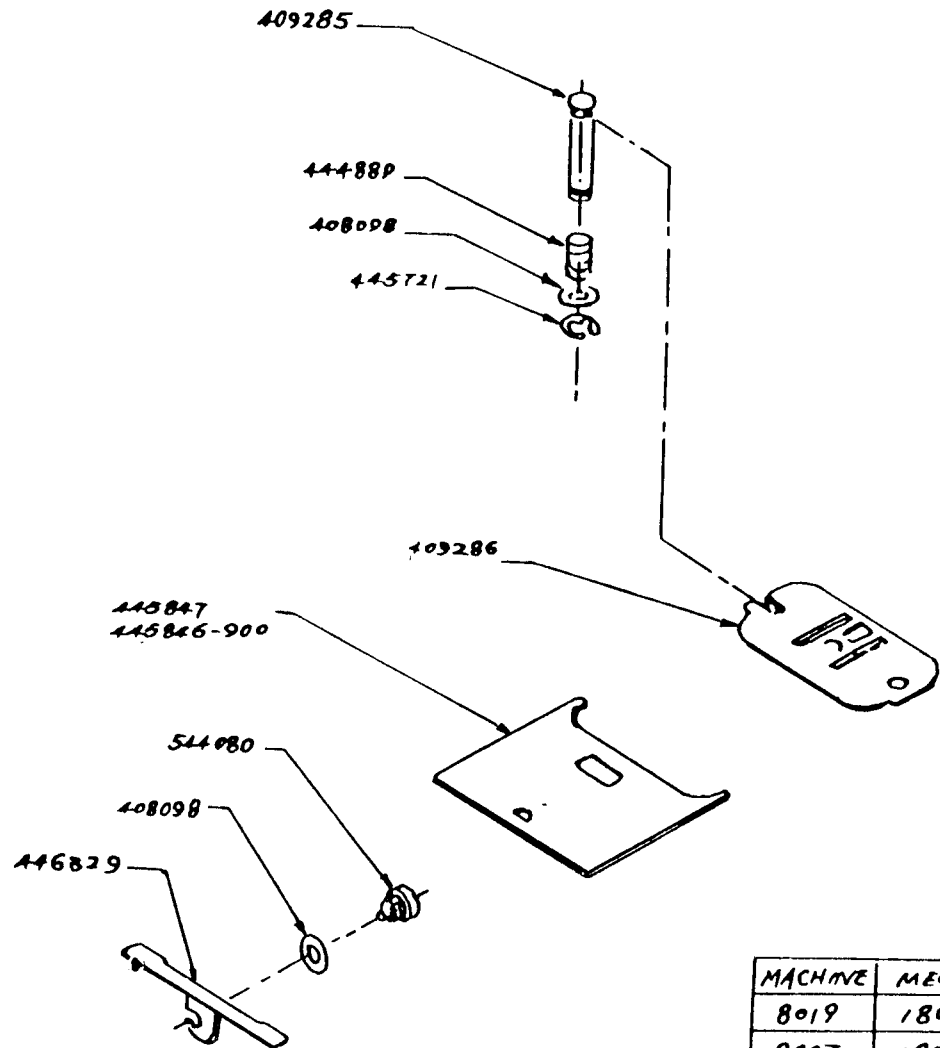
- 003 (UL/CSA)
- 004 (IEC)
- 988006-
- 603975-010
- 604229-001
- 604228-001
- 519579-830
- 604229-001
- 604237-902
- 604037-909
- 604147-002
- 604431-002
- 604229-001
- 362036-940/42 (MOTOR INCOMPLETE)
- 988323-002 COVER
- 988322-002 HOUSING

M/C	MECH		
8019	160		
8007	160		
8002	160		

ELECTRICS
PROJ. 8000 CM

REV. NO. 17

PART NO.	LEVEL/ QTY					CODE	DESCRIPTION	8019	8007	8002
	A	B	C	D	E					
362035-005	1					PU	ELECTRICAL EQUIPMENT COMP. (USA/CANADA)	X	X	X
362035-006	1					PU	ELECTRICAL EQUIPMENT COMP. (EUROPE)	X	X	X
362035-007	1					PU	ELECTRICAL EQUIPMENT COMP. (U.K.)	X	X	X
362035-008	1					PU	ELECTRICAL EQUIPMENT COMP. (AUSTRALIA)	X	X	X
362036-004		1				PU	MOTOR COMP. 120V-UL/CSA	X	X	X
362036-005		1				PU	MOTOR COMP. 220V-IEC-EUROPE	X	X	X
362036-006		1				PU	MOTOR COMP. 240V-IEC-UK-AUSTRALIA	X	X	X
362036-940			1			PU	MOTOR INCOMP. 120V-UL/CSA-SUPPLIED BYITU)	X	X	X
362036-941			1			PU	MOTOR INCOMP. 220V-IEC(SUPPLIED BYITU)	X	X	X
362036-942			1			PU	MOTOR INCOMP. 240V-IEC-UK(SUPPLIED BYITU)	X	X	X
988322-002			1			PL	MOTOR END HOUSING	X	X	X
988323-002			1			PL	MOTOR DUST COVER	X	X	X
604431-002			1			AS	MOTOR PULLEY COMP	X	X	X
604147-002				1		AS	MOTOR PULLEY ASSY	X	X	X
604037-902					1	MC	MOTOR BELT PULLEY (MACHINED)	X	X	X
604037-900					1	PM	MOTOR BELT PULLEY (BLANK)	X	X	X
604148-901					1	P	MOTOR BELT PULLEY FLANGE	X	X	X
514509-830				1		SR	MOTOR BELT PULLEY SET SCREW	X	X	X
604229-001			2			PL	MOTOR HINGE PIN BUSHING	X	X	X
604228-001			1			PL	MOTOR ADJUSTING BLOCK	X	X	X
603975-010	1					PL	MOTOR BELT	X	X	X
979314-026		1				PU	CR 309-N FOOT CONTROLLER - EUROPE 220V	X	X	X
317564-000		1				PU	CR 309-N FOOT CONTROLLER - UL/CSA/120V	X	X	X
979314-027		1				PU	CR 309-N FOOT CONTROLLER - IEC 240V-UK	X	X	X
979314-028		1				PU	CR 309-N FOOT CONTROLLER - IEC 240V-AUSTRALIA	X	X	X
988006-003		1				PU	L9 LIGHT COMP. - UL/CSA	X	X	X
988006-004		1				PU	L9 LIGHT COMP. - IEC	X	X	X
988076-001	1					PU	LIGHT BULB 120V	X	X	X
988076-003	1					PU	LIGHT BULB 220V	X	X	X
988076-005	1					PU	LIGHT BULB 240V	X	X	X
194120-019	1					PU	LIGHT BULB 120V (ALT:988076-001)	X	X	X
194120-020	1					PU	LIGHT BULB 220V (ALT:988076-003)	X	X	X
194120-021	1					PU	LIGHT BULB 240V (ALT:988076-005)	X	X	X



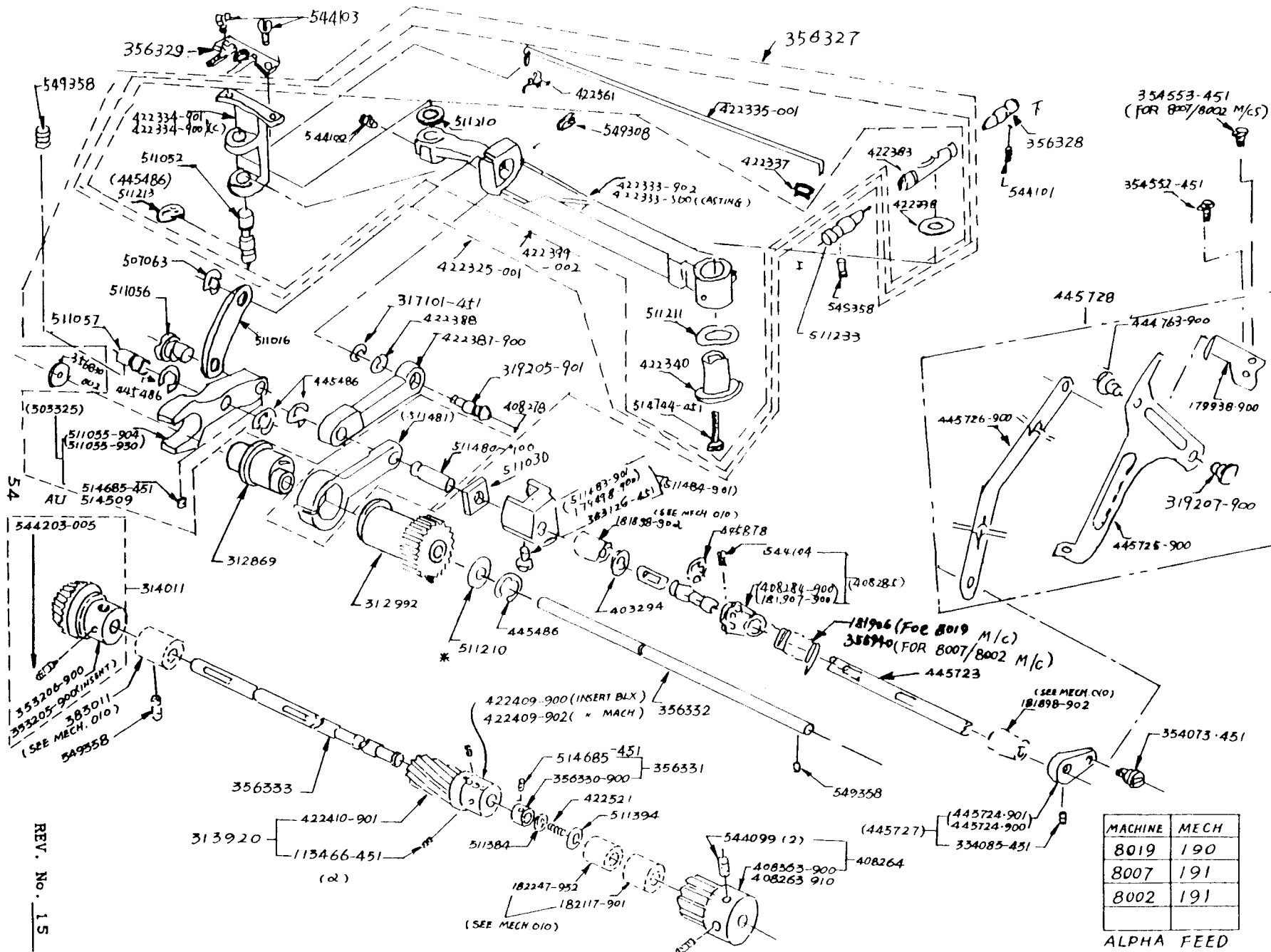
MACHINE	MECH
8019	180
8007	180
8002	180

THROAT PLATE & BED SLIDE
 PROJ 8000 CH

PARTS LIST (THROAT PLATE & BED SLIDE)

MECH. 180

PART NO.	LEVEL/QTY					CODE	DESCRIPTION	8019	8907	8002
	A	B	C	D	E					
445847	1					PL	BED SLIDE WITH MOLDED PLASTIC WINDOW	X	X	X
445846-900	1					P	BED SLIDE (LESS PLASTIC WINDOW)	X	X	X
544080	1					SR	BED SLIDE SPRING SCREW	X	X	X
408098	1					P	BED SLIDE SPRING SCREW WASHER	X	X	X
446329	1					P	BED SLIDE RET. SPRING	X	X	X
408098	1					P	THROAT PLATE CLAMP WASHER	X	X	X
409285	1					SR	THROAT PLATE CLAMP	X	X	X
444889	1					PU	THROAT PLATE CLAMP SPRING	X	X	X
445721	1					PU	THROAT PLATE CLAMP RET RING	X	X	X
409286	1					P	THROAT PLATE FOR ZIG-ZAG SEWING	X	X	X



MACHINE	MECH
8019	190
8007	191
8002	191

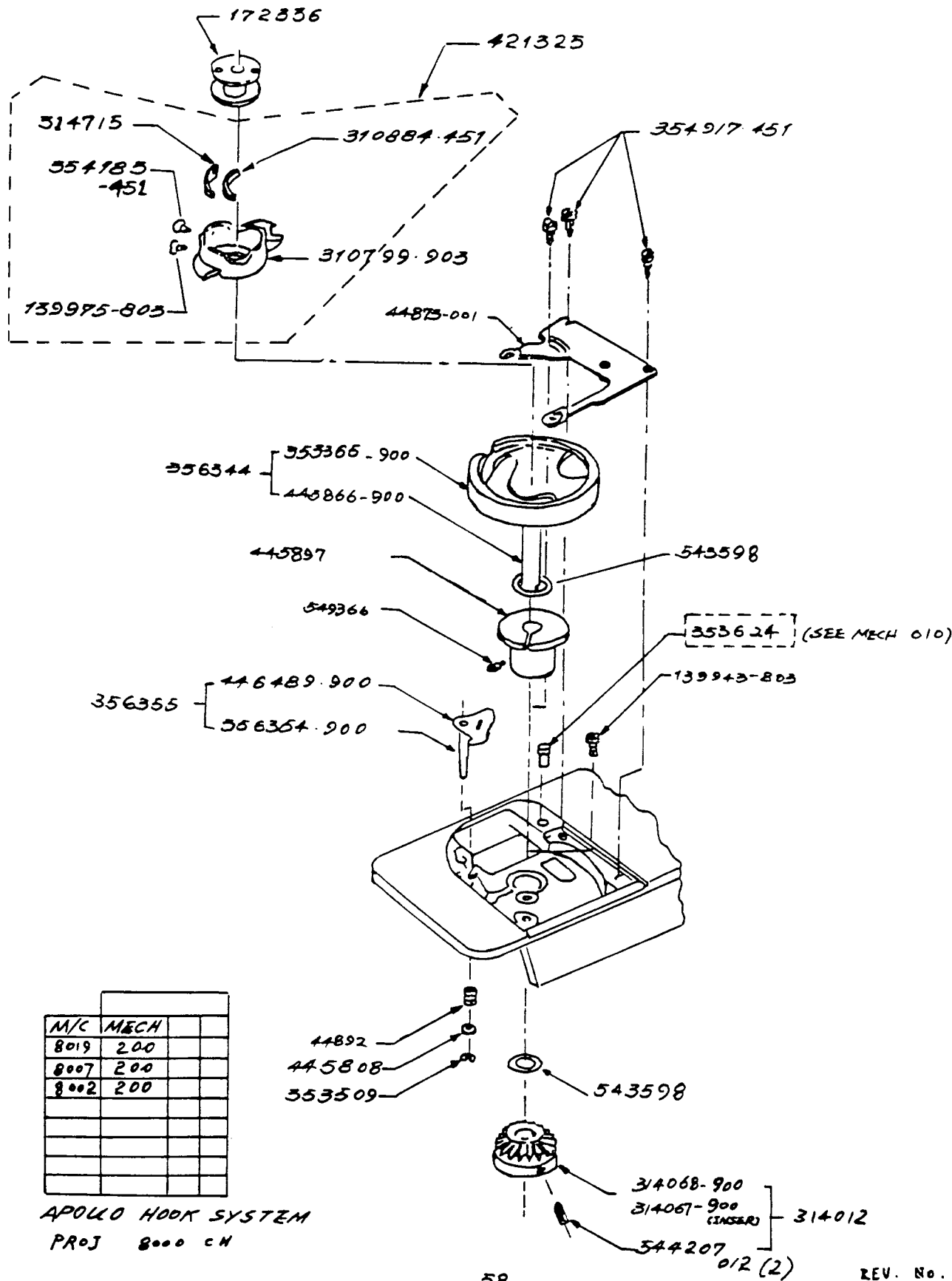
ALPHA FEED
PROJ 8000 CH

REV. No. 15

PART NO.	LEVEL QTY			CODE	DESCRIPTION	8019	8007	8002
	A	B	C					
356327	1			AS	FEED BAR COMP	X	X	X
422385-001	1			AS	FEED BAR ASSY	X	X	X
422399-002	1	1		AS	FEED BAR SUB-ASSY	X	X	X
422333-902	1		1	MC	FEED BAR (MACHINED)	X	X	X
422333-900	1		1	DC	FEED BAR (CASTING)	X	X	X
422334-901	1		1	MC	FEED DOG HOLDER (MACHINED)	X	X	X
422334-900	1		1	DC	FEED DOG HOLDER (CASTING)	X	X	X
511052	1		1	SR	FEED DOG HOLDER HINGE STUD	X	X	X
511213	1		1	PU	FEED DOG HOLDER HINGE STUD RET. RING	X	X	X
544100	1		1	SR	FEED DOG HOLDER HINGE STUD SET SCREW	X	X	X
11210	1		1	P	FEED DOG HOLDER HINGE STUD WASHER	X	X	X
511211	1		1	P	FEED BAR GUIDE HINGE BUSH'G SPRING WASHER	X	X	X
422340	1		1	PM	FEED BAR GUIDE HINGE BUSH'G	X	X	X
514744-451	1		1	SR	FEED BAR GUIDE HINGE SCREW	X	X	X
422338	1		1	P	FEED BAR GUIDE HINGE WASHER	X	X	X
422383	1		1	SR	FEED BAR GUIDE HINGE	X	X	X
549308	1		1	SR	FEED DOG& F. LIFT'G CONN. HINGE STUD SET SCREW	X	X	X
422335-001	1	1		P	FEED DOG COMPENSATING LINK	X	X	X
422561	1		1	PU	FEED DOG COMPENSATING LINK RETAIN SPRING (LEFT)	X	X	X
337	1		1	PU	FEED DOG COMPENSATING LINK RETAIN SPRING (RIGHT)	X	X	X
387-900	1		1	PM	FEED DOG CONNECTION	X	X	X
319205-901	1		1	SR	FEED DOG& F. LIFT'G CONN. HINGE STUD	X	X	X
422386	1		1	P	FEED DOG& F. LIFT'G CONN. SPRING WASHER	X	X	X
317101-451	1		1	PU	FEED DOG& F. LIFT'G CONN. RET. RING	X	X	X
511016	1		1	PM	FEED LIFT'G FORKED CONNECTION	X	X	X
507063	1		1	PU	FEED BAR & F. LIFT'G CONN. HINGE STUD RET. RING	X	X	X
503325	1		1	AS	FEED LIFT'G FORKED IWTH SCREW	X	X	X
511055-904	1		1	MC	FEED LIFT'G FORKED (MACHINED)	X	X	X
511055-930	1		1	PM	FEED LIFT'G FORKED (BLANK) (P.M.)	X	X	X
514685-451	1		1	SR	FEED LIFT'G FORKED SET SCREW	X	X	X
(514509)	1		1	SR	FEED LIFT'G FORKED SET SCREW	X	X	X
511056	1		1	SR	FEED LIFT'G FORKED HINGE STUD	X	X	X
511057	1		1	SR	FEED LIFT'G FORKED HINGE PIN	X	X	X
445486	1	2		PU	FEED LIFT'G FORKED HINGE PIN RET. RING	X	X	X
408278	1		1	AS	FEED REG. SLIDE BLOCK DRIVE CONN. ASSY	X	X	X
511481	1		1	PM	FEED REG. SLIDE BLOCK DRIVE CONN. (PM)	X	X	X
511480-900	1		1	SR	FEED REG. SLIDE BLOCK DRIVE CONN. STUD	X	X	X
445486	1		1	PU	FEED REG. SLIDE BLOCK DRIVE CONN. STUD RET. RING	X	X	X
356329	1		1	DC	FEED DOG	X	X	X
544103	2			SR	FEED DOG SCREW	X	X	X
511233	1		1	SR	FEED BAR GUIDE HINGE ADJUST'G PIN CENTER	X	X	X
549358	1		1	SR	FEED BAR GUIDE HINGE ADJUST'G PIN CENTER SET SCREW	X	X	X
356328	1		1	SR	FEED BAR GUIDE HINGE ADJUST'G PIN POS. CENTER	X	X	X
1101	1		1	SR	F. BAR GUIDE HINGE ADJUST'G PIN POS. CENTER SET SCREW	X	X	X
358	1		1	SR	FEED LIFT'G FORKED HINGE PIN SET SCREW	X	X	X

PART NO.	LEVEL/ QTY						CODE	DESCRIPTION	8019	8007	502
	A	B	C	D	E	F					
312869	1						PL F.LIFT'G CAM&F.LIFT'G ECCENTRIC(PLASTIC)	X	X	X	
312902	1						PL F.DRIVER SHAFT GEAR (PLASTIC)	X	X	X	
511210	1						P F.DRIVER SHAFT GEAR WASHER	X	X	X	
445486	1						PU F.DRIVER SHAFT GEAR RET.RING	X	X	X	
356332	1						SR F.DRIVER SHAFT	X	X	X	
549358	1						SR F.DRIVER SHAFT SET SCREW	X	X	X	
356830-002	1						P F.LIFT'G CAM & ECCENTRIC SPACER	X	X	X	
511484-901	1						AS FEED REG. WITH SCREW	X	X	X	
511483-901	1						MC REED REG. (MACHINED)	X	X	X	
179498-900		1					PM FEED REG. (BLANK) (PM)	X	X	X	
353126-451	1						SR FEED REG. SET SCREW	X	X	X	
511030	1						PM FEED REG. SLIDE BLOCK	X	X	X	
409294	1						P FEED REG. SHAFT THRUST WASHER	X	X	X	
445878	1						PU FEED REG. SHAFT RET.RING	X	X	X	
408285	1						AS F.R.SHAFT TENSION SPRING ADJ'G COLLAR COMP	X	X	X	
408284-900	1						MC F.R.SHAFT TENSION SPRING ADJ'G COLLAR COMP(MACHINED)	X	X	X	
181907-900		1					PM F.R.SHAFT TENSION SPRING ADJ'G COLLAR COMP(BLANK)(PM)	X	X	X	
544104	1						SR F.R.SHAFT TENSION SPRING ADJ'G COLLAR COMP SET SCREW	X	X	X	
181906	1						PU F.R.TENSION SPRING	X			
356840	1						PU F.R.TENSION SPRING		X		
445723	1						SR F.R.SHAFT	X	X		
445727	1						AS F.R.SHAFT CRANK COMP	X	X	X	
445724-901	1						MC F.R.SHAFT CRANK (MACHINED)	X	X	X	
445724-900		1					PM F.R.SHAFT CRANK (BLANK)(PM)	X	X	X	
354085-451	1						SR F.R.SHAFT CRANK SET SCREW	X	X	X	
314011	1						AS HOOK DRIVING GEAR COMP.	X	X	X	
353206-900	1						PL HOOK DRIVING GEAR (MOLDED)	X	X	X	
353205-900		1					SR HOOK DRIVING GEAR INSERT	X	X	X	
544208-005	1						SR HOOK DRIVING GEAR SET SCREW	X	X	X	
356333	1						SR HOOK DRIVING GEAR SHAFT	X	X	X	
313920	1						AS FEED DRIVE SHAFT DRIV. GEAR COMP.	X	X	X	
422410-901	1						PL FEED DRIVE SHAFT DRIV. GEAR (MOLDED)	X	X	X	
422409-902		1					MC FEED DRIVE SHAFT DRIV. GEAR COMP (MACHINED)	X	X	X	
422409-900			1				SR FEED DRIVE SHAFT DRIV. GEAR INSERT (BLANK)	X	X	X	
113466-451	2						SR FEED DRIVE SHAFT DRIV. GEAR SET SCREW	X	X	X	
356331	1						AS ROT'G HOOK DR'G GEAR TENSION ADJ'G COLLAR COMP	X	X	X	
356330-900	1						SR ROT'G HOOK DR'G GEAR TENSION ADJ'G COLLAR	X	X	X	
514685-451	1						SR ROT'G HOOK DR'G GEAR TENSION ADJ'G COLLAR SET SCREW	X	X	X	
422521	1						PU ROT'G HOOK DR'G GEAR TENSION ADJ'G SPRING	X	X	X	
511384	2						P ROT'G HOOK DR'G GEAR TENSION ADJ'G THRUST WASHER	X	X	X	

I NO.	LEVEL QTY						CODE	DESCRIPTION	8019	8007	8002
	A	B	C	D	E	F					
408264	1						AS	ROT'G HOOK SHAFT BELT DRIVE GEAR COMP	X	X	X
408263-900	1						MC	ROT'G HOOK SHAFT BELT DRIVE GEAR (MACHINED)	X	X	X
408293-910		1					PM	ROT'G HOOK SHAFT BELT DRIVE GEAR (BLANK)	X	X	X
544098		2					SR	ROT'G HOOK SHAFT BELT DRIVE GEAR SET SCREW	X	X	X
445728	1						AS	F.R. CONTR. ARM COMP	X	X	X
179938-900	1						P	F.R. CONTR. ARM MOUNT'G BRACKET	X	X	X
445725-900	1						P	F.R. CONTR. ARM	X	X	X
444763-900	1						SR	F.R. CONTR. ARM HINGE RIVET	X	X	X
445726-900	1						P	F.R. CONTR. ARM LINK	X	X	X
319207-900	1						SR	F.R. CONTR. ARM LINK HINGE RIVET	X	X	X
354552-451	1						SR	F.R. CONTR. ARM MOUNT'G BKT. SCREW	X	X	X
354552-451	1						SR	F.R. CONTR. ARM MOUNT'G BKT. SCREW		X	X
354073-451	1						SR	F.R. CONTR. ARM LINK HINGE SCREW	X	X	X



M/C	MECH		
8019	200		
8007	200		
8002	200		

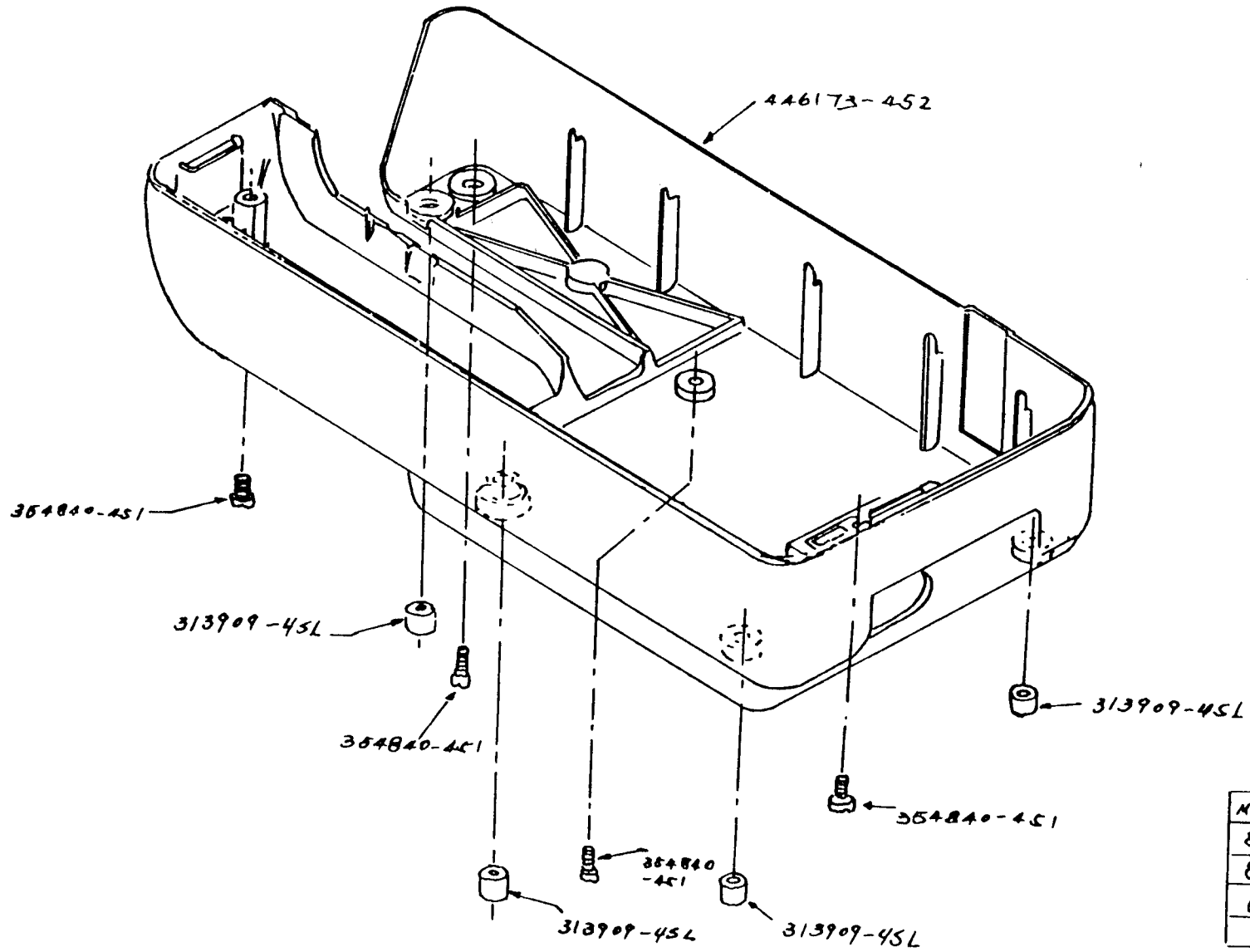
APOLLO HOOK SYSTEM
 PROJ 8000 CM

PARTS LIST (APOLLO HOOK SYSTEM)

MECH. 200

PART NO.	LEVEL QTY						CODE	DESCRIPTION	8019	8007	8002
	A	B	C	D	E	F					
356344	1						MC	ROTATING HOOK	X	X	X
353365-900	1						SR	ROTAT'G HOOK BODY	X	X	X
445866-900	1						SR	ROTAT'G HOOK SHANK	X	X	X
421325	1						AS	ROTAT'G HOOK BOBBIN CASE COMP	X	X	X
310799-903	1						PL	ROTAT'G HOOK BOBBIN CASE (PLASTIC)	X	X	X
310884-451	1						P	ROTAT'G HOOK BOBBIN CASE TENSION SPRING SEGMENT	X	X	X
314715	1						P	ROTAT'G HOOK BOBBIN CASE TENSION SPRING	X	X	X
139975-803	1						SR	ROTAT'G HOOK BOBBIN CASE TENSION SPRING SEGMENT SCREW	X	X	X
354183-451	1						SR	ROTAT'G HOOK BOBBIN CASE TENSION REGULAT'G SCREW	X	X	X
44873-001	1						P	ROTAT'G HOOK BOBBIN CASE POSITION PLATE	X	X	X
354917-451	3						SR	ROTAT'G HOOK BOBBIN CASE POSITION PLATE SCREW	X	X	X
356355	1						AS	ROTAT'G HOOK BOBBIN CASE RET. PLATE ASSY	X	X	X
446489-900	1						P	ROTAT'G HOOK BOBBIN CASE RET. PLATE	X	X	X
356354-900	1						SR	ROTAT'G HOOK BOBBIN CASE RET. PLATE STUD	X	X	X
445808-451	1						P	ROTAT'G HOOK BOBBIN CASE RET. PLATE STUD WASHER	X	X	X
44892	1						PU	ROTAT'G HOOK BOBBIN CASE RET. PLATE STUD SPRING	X	X	X
353509	1						PU	ROTAT'G HOOK BOBBIN CASE RET. PLATE STUD RET. RING	X	X	X
445897	1						PM	ROTAT'G HOOK FLANGED BUSH'G (ECC)	X	X	X
352943-803	1						SR	ROTAT'G HOOK FLANGED BUSH'G (ECC) POS. ADJ'G SCREW	X	X	X
356366	1						SR	ROTAT'G HOOK FLANGED BUSH'G (ECC) SET SCREW	X	X	X
112336	1						PL	BOBBIN (PLASTIC)	X	X	X
543598	2						PL	ROTAT'G HOOK SHAFT DAMP'G WASHER	X	X	X
314012	1						AS	ROTAT'G HOOK SHAFT BEVEL GEAR COMP	X	X	X
314068-900	1						PL	ROTAT'G HOOK SHAFT BEVEL GEAR (MOLDED&MACHINED)	X	X	X
314067-900	1	1					SR	ROTAT'G HOOK SHAFT BEVEL GEAR INSERT	X	X	X
544207-012	2						SR	ROTAT'G HOOK SHAFT BEVEL GEAR SET SCREW	X	X	X

60



MACHINE	MECH
809	210
8007	210
8002	210

CONYERTIBLE BED COVER
PROJ 8000 CH

REV. NO 01

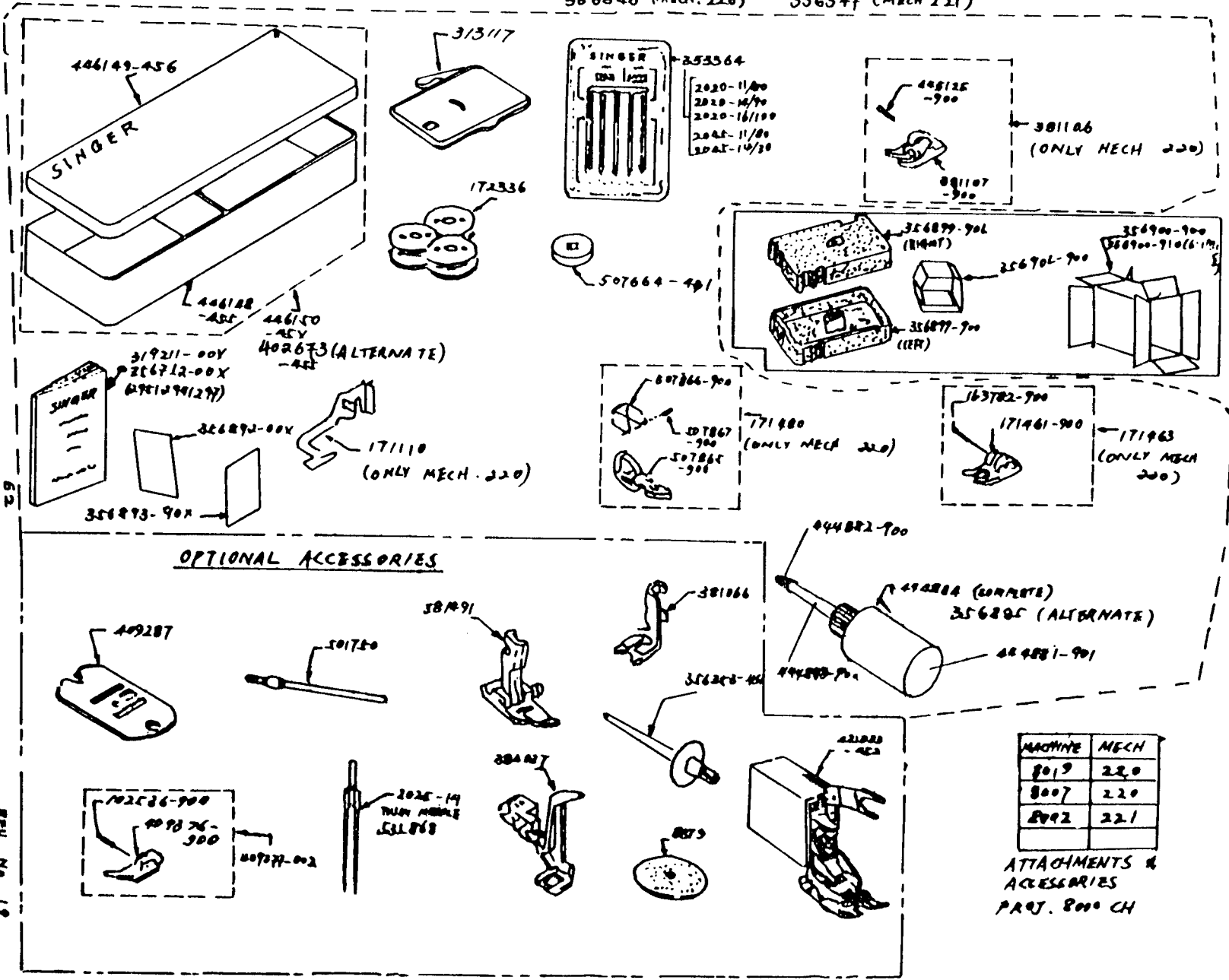
PARTS LIST (CONVERTIBLE BED COVER)

MECH. 210

PART NO.	LEVEL/ QTY						CODE	DESCRIPTION	8019	8007	8002
	A	B	C	D	E	F					
446173-452	1						PL	BED COVER (PLASTIC)	X	X	X
313909-451	4						PL	BED COVER CUSHION	X	X	X
354840-451	4						SR	BED COVER FASTEN'G SCREW	X	X	X

356248 (MECH. 220)

356347 (MECH 221)



MACHINE	MECH
8019	220
8007	220
8092	221

ATTACHMENTS &
ACCESSORIES
PROJ. 8000 CH

62
REV. NO. 19

PARTS LIST (ATTACHMENTS & ACCESSORIES)

MECH. 221

PART NO.	LEVEL/QTY						CODE	DESCRIPTION	8019	8007	8002
	A	B	C	D	E	F					
356348	1						AS ATTACHMENT SET COMP	X		X	
446150-454		1					AS ATTACHMENT BOX COMP (ALT: 402673-455)	X		X	
446148-455			1				PL ATTACHMENT BOX BASE (PLASTIC)	X		X	
446149-456				1			PL ATTACHMENT BOX COVER (PLASTIC)	X		X	
313117		1					PL FEED COVER PLATE FOR DARNING (PLASTIC)	X		X	
172336		3					PL BOBBIN (PLASTIC)	X		X	
353364		1					PU NEEDLE PACK WITH 5 NEEDLES	X		X	
2020-11/80			1				PU NEEDLE SIZE 11/80	X		X	
2020-14/90				1			PU NEEDLE SIZE 14/90	X		X	
2020-16/100					1		PU NEEDLE SIZE 16/100	X		X	
2045-11/80					1		PU NEEDLE SIZE 11/80	X		X	
2045-14/90					1		PU NEEDLE SIZE 14/90	X		X	
507664-461		1					PL A. T. C. SPOOL PIN TH. LEAD OFF (SMALL) (PLASTIC)	X		X	
171110		1					P BLIND STITCH GUIDE	X		X	
381106		1					AS B/H PRESSER FOOT COMP	X		X	
381107-900			1				PL B/H PRESSER FOOT PLATE (PLASTIC)	X		X	
445125-900				1			SR B/H PRESSER FOOT PLATE PIN	X		X	
171480		1					AS ZIPPER & CORDING FR. FOOT COMP	X		X	
507865-900			1				PL ZIPPER & CORDING PR. FOOT PLATE (PLASTIC)	X		X	
507866-900				1			P ZIPPER & CORDING PR. FOOT PLATE FRAME	X		X	
507867-900					1		SR ZIPPER & CORDING PR. FOOT PLATE PIN	X		X	
171463		1					AS SPECIAL PURPOSE PR. FOOT COMP	X		X	
171461-900			1				PL SPECIAL PURPOSE PR. FOOT PLATE (PLASTIC)	X		X	
163782-900				1			SR SPECIAL PURPOSE PR. FOOT PLATE PIN	X		X	
356885		1					AS OIL CONTAINER WITH OIL (ALT: 444884)	X		X	
444881-901			1				AS OIL CONTAINER BODY (ORNAMENTED)	X		X	
444881-900					1		PL OIL CONTAINER BODY (LESS ORNAMENTED)	X		X	
444883-900				1			PL OIL CONTAINER SPOOL	X		X	
444882-900					1		PL OIL CONTAINER CAP	X		X	
356712-001		1					PU INSTRUCTION BOOK (ENGLISH)	X		X	
356712-002		1					PU INSTRUCTION BOOK (CHINESE)	X		X	
356712-003		1					PU INSTRUCTION BOOK (FRENCH)	X		X	
356712-004		1					PU INSTRUCTION BOOK (GERMANY)	X		X	
356712-005		1					PU INSTRUCTION BOOK (ITALIAN)	X		X	
356892-001		1					PU WARRANTY CARD (ENGLISH)	X		X	
356892-002		1					PU WARRANTY CARD (CHINESE)	X		X	
356892-003		1					PU WARRANTY CARD (ITALIAN)	X		X	
381491		1					PU BLIND HEM STITCH PRESSER FOOT				
501750		1					PU LINT BRUSH				
531868		1					PU NEEDLE PACK (ENVELOPE) W/ ONE TWIN N CAT 2025-14				
2025-14			1				PU TWIN NEEDLE SIZE 14				
356353-451		1					PL SPOOL PIN FOR TWIN NEEDLE SEWING				
8879		1					P SPOOL PIN FELT				
381066		1					P BUTTON SEING PRESSER FOOT				
384037		1					PU DARN'G & EMBROIDERY PRESSER FOOT				
421333-452		1					PU EVEN FEED FOOT COMP				
409287		1					P STRAIGHT STITCH THROAT PLATE				
409377-002		1					AS STRAIGHT STITCH PRESSER FOOT COMP				
409376-900			1				PM STRAIGHT STITCH PRESSER FOOT PLATE				
102536-900				1			SR STRAIGHT STITCH PRESSER FOOT PLATE PIN				

PARTS LIST (ATTACHMENTS & ACCESSORIES)

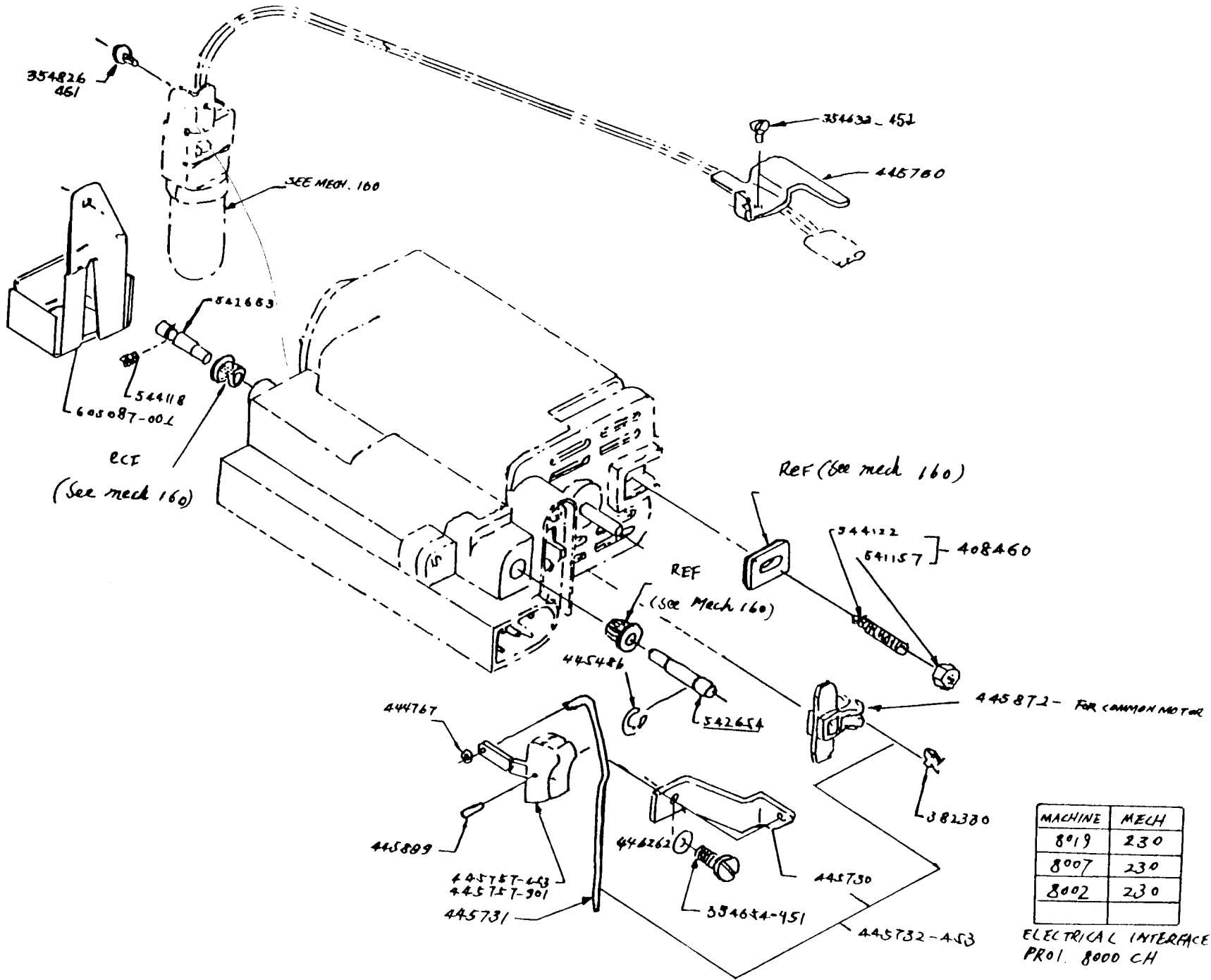
MECH. 220

PART NO.	LEVEL QTY					CODE	DESCRIPTION	8019	8007	8006
	A	B	C	D	E					
402673-455						AS	ATTACHMENT BOX COMP		X	X
356899-901							STYROFOAM COCOON (RIGHT)		X	X
356899-900							STYROFOAM COCOON (LEFT)		X	X
356900-900							CARDBOARD BOX (CARTON)		X	X
356900-910							CARDBOARD BOX (CARTON) GRAPHICS		X	X
356891-000							CARTON LABEL		X	X
356901-900							CORRUGATED CARDBOARD WRAPPER		X	X

PARTS LIST (ATTACHMENT & ACCESSORIES)

MECH. 22

PART NO.	LEVEL/QTY						CODE	DESCRIPTION	8019	8007	8002
	A	B	C	D	E	F					
356347	1						AS ATTACHMENT SET COMP				X
446150-454		1					AS ATTACHMENT BOX COMP (ALT: 402673-451)				X
446148-455			1				PL ATTACHMENT BOX BASE (PLASTIC)				X
446149-456			1				PL ATTACHMENT BOX COVER (PLASTIC)				X
313117		1					PL FEED COVER PLATE FOR DARNING (PLASTIC)				X
172336		3					PL BOBBIN (PLASTIC)				X
353364		1					PU NEEDLE PACK WITH 5 NEEDLES				X
2020-11/80			1				PU NEEDLE SIZE 11/80				X
2020-14/90			1				PU NEEDLE SIZE 14/90				X
2020-16/100			1				PU NEEDLE SIZE 16/100				X
2045-11/80			1				PU NEEDLE SIZE 11/80				X
2045-14/90			1				PU NEEDLE SIZE 14/90				X
507664-461		1					PL A. T. C. SPOOL PIN TH. LEAD OFF (SMALL) (PLASTIC)				X
356885		1					AS OIL CONTAINER WITH OIL (ALT: 444884)				X
444881-901			1				AS OIL CONTAINER BODY (ORNAMENTED)				X
444881-900				1			PL OIL CONTAINER BODY (LESS ORNAMENTED)				X
444883-900			1				PL OIL CONTAINER SPOOL				X
444882-900			1				PL OIL CONTAINER CAP				X
356712-001	1						PU INSTRUCTION BOOK (ENGLISH)				X
356712-002	1						PU INSTRUCTION BOOK (CHINESE)				X
356712-003	1						PU INSTRUCTION BOOK (CANADA)				X
356712-004	1						PU INSTRUCTION BOOK (GERMANY)				X
356712-005	1						PU INSTRUCTION BOOK (ITALIAN)				X
356892-001	1						PU WARRANTY CARD (ENGLISH)				X
356892-002	1						PU WARRANTY CARD (CHINESE)				X
356892-003	1						PU WARRANTY CARD (ITALIAN)				X
381491	1						PU BLIND HEM STITCH PRESSER FOOT				
501750	1						PU LINT BRUSH				
531868	1						PU NEEDLE PACK (ENVELOPE) W/ ONE TWIN N. CAT 2025-14				
2025-14		1					PU TWIN NEEDLE SIZE 14				
356353-451	1						PL SPOOL PIN FOR TWIN NEEDLE SEWING				
8879	1						P SPOOL PIN FELT				
381066	1						P BUTTON SEING PRESSER FOOT				
384037	1						PU DARN'G & EMBROIDERY PRESSER FOOT				
421333-452	1						PU EVEN FEED FOOT COMP.				
409287	1						P STRAIGHT STITCH THROAT PLATE				
409377-002	1						AS STRAIGHT STITCH PRESSER FOOT COMP				
409376-900		1					PM STRAIGHT STITCH PRESSER FOOT PLATE				
102536-900		1					SR STRAIGHT STITCH PRESSER FOOT PLATE PIN				
402673-455		1					AS ATTACHMENT BOX COMP				X
356885		1					AS OIL CONTAINER WITH OIL				X
356899-901	1						STYROFOAM COCOON (RIGHT)				X
356899-900	1						STYROFOAM COCOON (LEFT)				X
356900-900	1						CARDBOARD BOX (CARTON)				X
356900-910		1					CARDBOARD BOX (CARTON) GRAPHICS				X
356891-000		1					CARTON LABEL				X
356901-900	1						CORRUGATED CARDBOARD WRAPPER				X



MACHINE	MECH
8019	230
8007	230
8002	230

ELECTRICAL INTERFACE
PROJ. 8000 CH

PART NO.	LEVEL/ QTY					CODE	DESCRIPTION	8019	8007	800
	A	B	C	D	E/F					
445780	1					PL	LIGHT LEAD SHIELD	X	X	X
354633-452	1					SR	LIGHT LEAD SHIELD SCREW	X	X	X
605087-001	1					P	HEAT SHIELD	X	X	X
354826-451	1					SR	LIGHT MOUNT'G SCREW	X	X	X
542653	1					SR	MOTOR HINGE PIN (LEFT)	X	X	X
544118	1					SR	MOTOR HINGE PIN (LEFT) SET SCREW	X	X	X
542654	1					SR	MOTOR HINGE PIN (RIGHT)	X	X	X
445486	1					PU	MOTOR HINGE PIN (RIGHT) RET. RING	X	X	X
408460	1					AS	MOTOR ADJUST'G STUD (ECC) COMP	X	X	X
544122	1	1				SR	MOTOR ADJUST'G STUD (ECC)	X	X	X
541157	1	1				SR	MOTOR ADJUST'G STUD (ECC) NUT	X	X	X
445732-453	1					AS	LIGHT SWITCH ACTUAT'G ROCKER BUTTON COMP	X	X	X
445757-453	1	1				HS	LIGHT SWITCH ACTUAT'G ROCKER BUTTON (H.S.)	X	X	X
445757-901			1	1		PL	LIGHT SWITCH ACTUAT'G ROCKER BUTTON (MOLDED)	X	X	X
382330		1				P	LIGHT SWITCH ACTUAT'G BRACKET SPRING CLIP	X	X	X
445730		1				P	LIGHT SWITCH ACTUAT'G ROCKER BUTTON BRACKET	X	X	X
445731		1				P	LIGHT SWITCH ACTUAT'G ROD	X	X	X
445899		1				SR	LIGHT SWITCH ACTUAT'G ROCKER BUTTON PIN	X	X	X
444767		1				P	LIGHT SWITCH ACTUAT'G ROD WASHER	X	X	X
446262	1					P	LIGHT SWITCH ACTUAT'G ROCKER BUTTON BKT WASHER	X	X	X
354654-451	1					SR	LIGHT SWITCH ACTUAT'G ROCKER BUTTON BKT SCREW	X	X	X
445872	1					PL	LIGHT SWITCH ACTUAT'G BRACKET (PLASTIC)	X	X	X