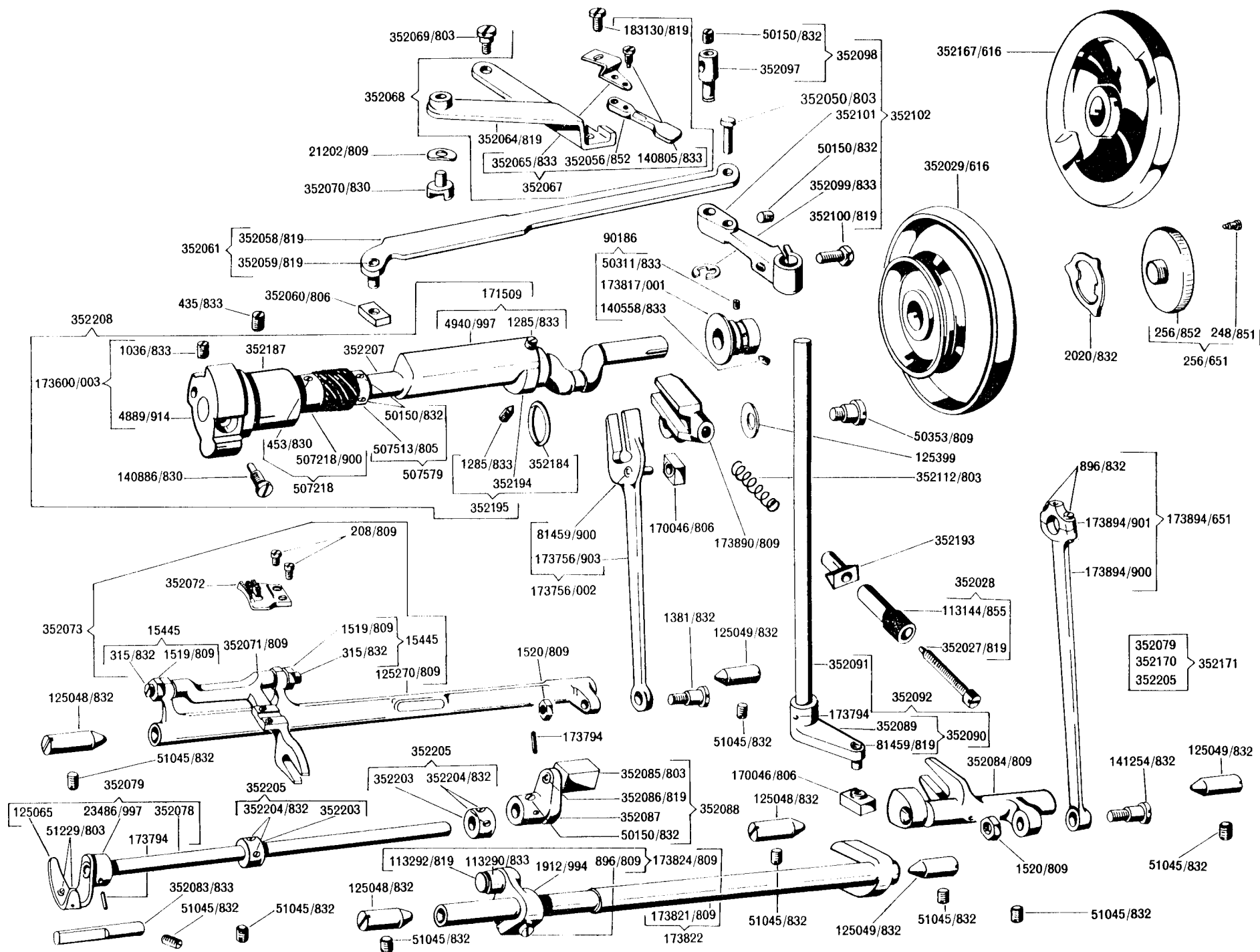


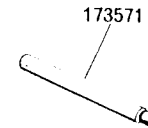
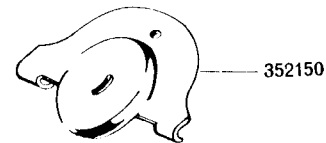
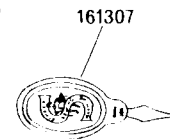
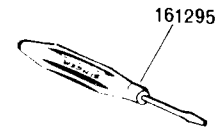
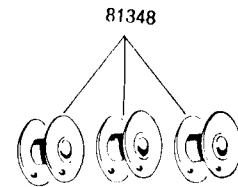
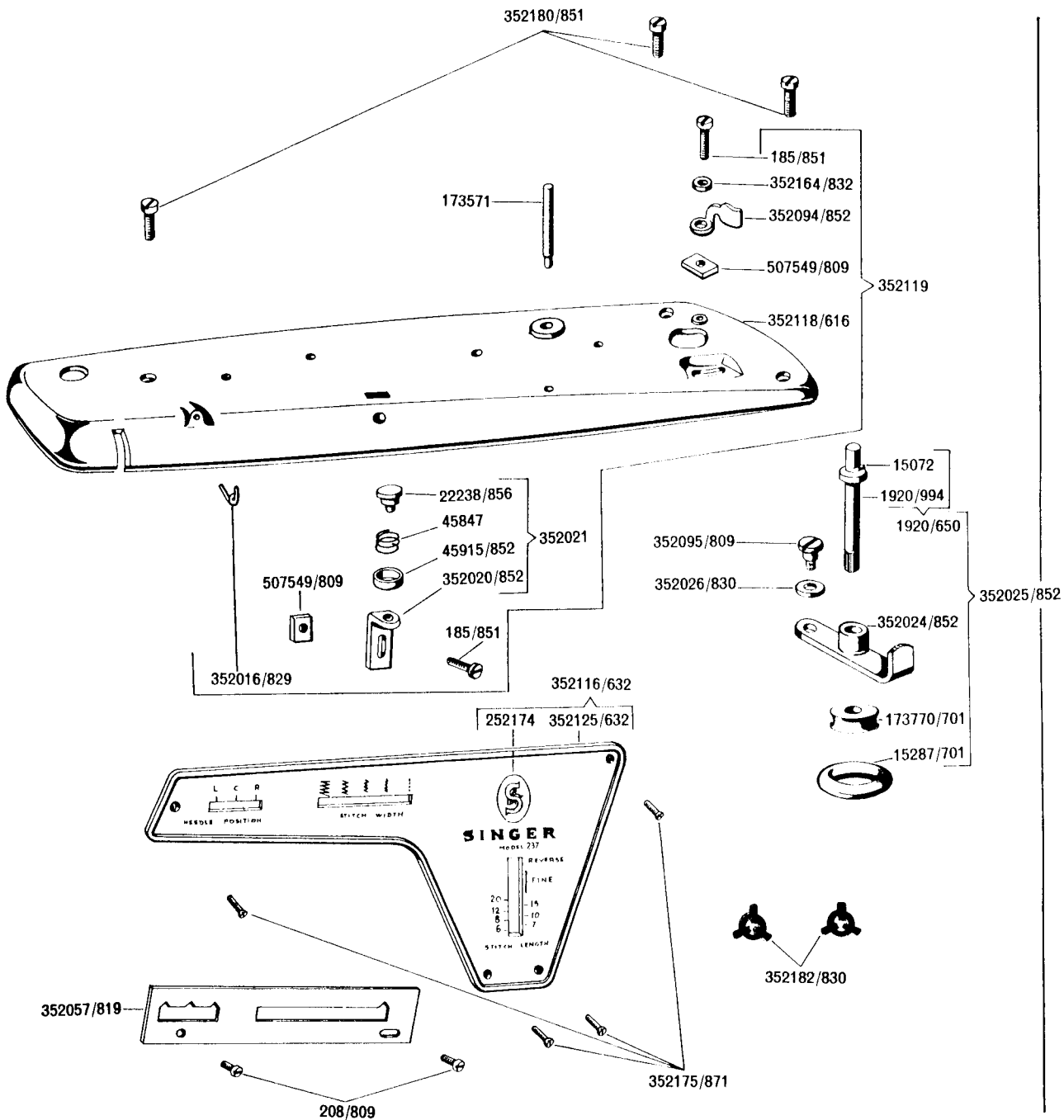
SINGER

237

List of Parts-Machine No. 237



List of Parts-Machine No. 237



cat 2020

model 52

SINGER
Accessories
237
Sewing Machine
*What's new for tomorrow is at SINGER today!**

NUMERICAL LIST OF PARTS
MACHINE No. 237

PART No.	DESCRIPTION	PART No.	DESCRIPTION	PART No.	DESCRIPTION
Model 52	Accessories Envelop (For USA CPD)	3467/997	Presser Bar Guide Bracket	50150/832	Needle Bar Driving Arm Connecting Stud Set Screw
138/803	ARM SCREW (Not Illustrated)	4625/997	Needle Stop Pin		
185/851	Bobbin Winder Thread	8879/798	Arm Spool Pin Washer (felt)	50353/809	Feed Regulator Hinge Screw
	Tension Bracket Screw	15072	Bobbin Winder Position Pin	51045/809	Machine Hinge Connection Screw
185/851	Bobbin Winder Stop Latch Screw	15287/701	Bobbin Winder Friction Ring Rubber	51045/809	Shuttle Race Frame Guide Pin Clamping Screw
208/809	Feed Dog Screw	15445	Feed Bar Screw Center Complete, Nos. 315/832 with 1519/809	51045/809	Needle Bar Vibrating Cam and Gear Stud Set Screw
208/209	Bight Amplitude and Needle Position Control Levers Stop Plate Screw	20308/997	Presser Foot Hinge Pin		
		20316/997	Tension Regulating Thumb Nut	51045/809	Feed Lifting Rock Shaft Centres Set Screw
248/851	Clamp Stop Motion - Clamp Stop Screw	21202/832	Needle Bar Driving Arm Connecting Regulating Lever Slide Friction Washer	51045/809	Feed Rock Shaft Centres Set Screw
256/852	Clamp Stop Motion - Clamp Screw		Bobbin Winder Thread Tension Rivet	51045/809	Oscillating Rock Shaft centres Set Screw
256/651	Clamp Stop Motion - Clamp Screw with 248/851	22238/997	Thread Take-up Lever	51229/803	Shuttle Driver Cushion Spring Set Screw
		23183/825	Bobbin winder Spindle with 15072	51682/852	Tension Regulating Thumb Nut Compl. (20316 and 45339)
315/810	Feed Bar Screw Centre	23198/852	Shuttle driver Body (Blank)		
335/855	Slack Thread Regulator and Tension Thread Guide Screw	23484/997	Shuttle driver Hub	66774/002	Thread Take-up Spring
		23485/997	Shuttle Driver Complete Nos. 23484 with 23485	81348	Shuttle Bobbin (Plastic)
440/833	Thread Take-up Lever Link Hinge Stud Set Screw	23486/997	Pressure Regulating Thumb Screw Extension Pin	81417/806	Shuttle Bobbin Case with 2136
				81417	Shuttle Bobbin, Case Complete Nos. 81417/901 with 591 - 15278 - 81418 - 81419 2975 and 32741)
454/832	Needle Bar Connecting Stud Set Screw	29691/819	Shuttle Tension Spring	81418/806	Shuttle Bobbin Case Latch
454/832	Presser Bar Guide Bracket Set Screw		Clamp Stop Motion Flanged Bushing	81419/806	Shuttle Bobbin Case Latch Lever
460/850	Thread Guide (Lower) Set Screw	32471/831	Clamp Stop Motion Flanged Bushing Complete, Nos. 352204 - 352247 and 32737	81459/819	Feed Forked Connection Slide Block Stud Arm Shaft (Up-Right) Lower Crank Slide Blok Stud
462/850	Needle Bar vibrating cam Set Screws	32737	Presser Foot Shank	81459/819	
591/806	Shuttle Tension Regulating Screw	32738	Tension Regulating Thumb Nut Engaging Pin	81480/901	Thread Take-up Spring position Collar
662/850	Shuttle Race Cap Screw		Thread Take-up Spring Thread Guard	86820	Needle Bar with 4625
896/809	Feed Lifting Rock Shaft Crank Clamping Screw	32774/855	Tension Stud Complete, Nos. 109852 and 51682	86821/855	Needle Bar
		45339/803	Bobbin Winder Tension Disc Spring	86822/803	Needle Clamp Body
896/832	Crank Connecting Rod Cap Screw		Slack Thread Regulator and Tension Thread Guide	90017/850	Needle Clamp Gib
1036/833	Thread Take-up Crank Set Screw	45343/855	Tension Indicator Flange Stop Washer	90018/833	Thread Take-up Lever Link
1130/819	Thread take-up Lever Link Hinge Stud Cap Screw	45352	Bobbin Winder Thread Tension Disc		Thread Take-up Lever Link Hinge Stud Retaining Rings
			Oscillating Shaft Crank Clamping Screw	90032	Thread Take-up Lever Complete, Nos. 23183 with 90017 and 173553
1381/810	Feed Forked Connection Hinge Screw	45847	Tension Stud Set Screw	90033	Thread Take-up Complete Nos. 90032 with 113298 and two 90018
1519/809	Feed Bar Screw Center Nut	45863/855	Needle Bar Vibrating Cam and Gear Positioning Plate Stud Set Screw	109843/809	Shuttle Race Slide Spring Set Screw
1520/809	Feed Forked Connection Hinge Screw Nut	45865/807	Needle Bar Vibrating Bracket Upper Hinge Stud Set Screw	109850/852	Presser Foot Thumb Screw
1520/809	Crank Connecting Rod Hinge Screw Nut	45915/855	Needle Bar Vibrating Bracket Lower Hinge Stud Set Screw	109852/856	Tension Stud
1520/809	Needle Bar Driving Arm Slide Screw Stud Nut	50150/832	Needle Bar Vibrating Bracket Lower Hinge Stud Set Screw	109852	Tension Stud (109852 with 81480)
		50150/832	Needle Bar Driving Arm Connecting Lever Hinge Stud Set Screw	109864/851	Throat Plate Screw
1912/994	Feed Lifting Rock Shaft Crank	50150/832		113144/856	Feed Regulator Thumb Nut
1920/994	Bobbin Winder Spindle			113290/850	Feed Lifting Rock Shaft Crank Roller
2002/805	ARM DOVEL PIN (Not illustrated)				
2020/810	Clamp Stop Motion Clamp Washer				
Cat. 2020	Needle, size 14 (15 x 1)				
2102/806	Tension Disc				
2515/806	Shuttle Body				
2824/832	Shuttle Race Slide Spring				
2975	Shuttle Bobbin Case Latch Spring				

**NUMERICAL LIST OF PARTS
MACHINE No. 237**

PART No.	DESCRIPTION	PART No.	DESCRIPTION	PART No.	DESCRIPTION
113292/819	Feed Lifting Rock Shaft Crank Roller Stud	173794	Shuttle Driver Pin (Rolled)	352040/853	Needle Bar Vibrating Bracket Lower Hinge Stud (Bushing)
113298/850	Thread Take-up Lever Link Hinge Stud	173794	Shuttle Race Gate Hinge Pin (Rolled)	352042	Needle Bar Connecting Link
125048/810	Oscillating Rock Shaft, Feed Lifting Rock Shaft and Feed Rock Shaft Center (Left)	173794	Shuttle Race Gate Position Pin (Rolled)	352044/850	Needle Bar Connecting Stud
125049/810	Oscillating Rock Shaft, Feed Lifting Rock Shaft and Feed Rock Shaft Center (Right)	173794	Arm Shaft (Up-Right) Lower Crank Pin (Rolled)	352045/651	Needle Bar Connecting Stud Complete Nos. 352044 with 454, 352046 and 352047
125065/831	Shuttle Driver Cushion Spring	173796/855	Presser Bar Lifter	352046/803	Needle Bar Connecting Stud Shank
125270/809	Feed Rock Shaft	173821/809	Feed Lifting Rock Shaft	352047/803	Needle Bar Connecting Stud Hinge Pin
125314	Tension Spring	173822	Feed Lifting Rock Shaft Complete, Nos. 173821 with 173824	352050/803	Needle Bar Driving Arm Connecting Lever Hinge Stud
125336/852	Shuttle Race Slide	173824/809	Feed Lifting Rock Shaft Crank Complete (1912 - 896 - 113292 - 113290)	352050/803	Needle Bar Vibrating and Gear Position Plate Hinge Stud
125338/852	Shuttle Race Slide Complete, Nos. 125336 with 2824 and two 109843	173881/810	Shuttle Race Gate Hinge	352051	Needle Bar Driving Arm Slide
125399/831	Feed Regulator Hinge Screw Friction Washer	173890/809	Feed Regulator	352052/850	Needle Bar Driving Arm Slide Hinge Screw
140545/825	Needle Clamp Thumb Screw	173894/901	Crank Connection Rod Cap	352053	Needle Bar Vibrating and Gear Position Plate
140805/850	Bight Amplitude Control Lever Finger Grip Set Screw	173894/900	Crank Connection Rod	352054/833	Needle Bar Position Lever Finger Grip Holder Spring
140805/850	Needle Bar position Lever Finger Grip Set Screw	173894/651	Crank Connecting Rod Complete, Nos. 173894/900 with 173994/901 and two 896	352056/851	Needle Bar Position Lever Finger Grip
141055/809	Presser Bar Lifter Hinge Screw Stud	183130/819	Bight Amplitude Control Lever Finger Grip Holder Screw	352056/851	Bight Amplitude Control Lever Finger Grip
141254/810	Crank Connecting Rod Hinge Screw	352022	Bobbin Winder Lever Bushing	352057/819	Bight Amplitude and Needle Position Control Lever Travel Stop Plate
161295	Screw Driver (Bobbin Case Tension)	352023	Bobbin Winder Lever	352058/819	Needle Bar Driving Arm Connecting Lever
161307	Needle Threader	352024/855	Bobbin Winder Lever Complete, Nos. 352022 with 352023	352059/819	Needle Bar Driving Arm Connecting Lever Slide Block Stud
170046/803	Feed Forked Connection Slide Block	352025/852	Bobbin Winder Complete, Nos. 352024 with 1920/650 - 173770 and 15287	352060/803	Needle Bar Driving Arm Connecting Lever Slide Block
170046/803	Arm Shaft (Up-Right) Lower Crank Slide Block	352026/831	Bobbin Winder Lever Hinge Screw Friction Washer	352061	Needle Bar Driving Arm Connecting Lever Complete, Nos. 352058 with 352059
170063/810	Presser Bar	352027/809	Feed Regulator Thumb Nut Screw Stud	352062	Bight Amplitude Control Lever Bracket
170065/650	Presser Bar Guide Bracket Complete (3467 and 454)	353028	Feed Regulator Thumb nut Screw Complete, Nos. 352027 with 113144	352063	Bight Amplitude Control Lever Bracket Bushing
170067	Presser Bar Spring	352029/798	Hand Wheel	352064/819	Bight Amplitude Control Lever Bracket Complete, Nos. 352062 and 352063
173553/819	Thread Take-up Lever Hinge Stud	352030/825	Presser Foot Plate	238/802	ARM & BED BOLTING SCREW (Not illustrated)
173556/806	Tension Releasing Pin	352031	Presser Foot Complete, Nos. 352030 with 20308 and 32774	Model 52	Accessory Envelope (for USA and CPD)
173571	Arm Spool Pin	352032/850	Tension Releasing Lever	352065/833	Bight Amplitude Control Lever Finger Grip (Holder Spring)
173669/798	Tension Indicator Flange	352033/850	Needle Bar Vibrating Bracket Upper Hing Stud (Bushing)	352066/852	Pressure Regulating Thumb Screw
173670/798	Tension Indicator	352035/819	Needle Bar Driving Arm		
173671/798	Tension Graduated Complete, Nos. 109852 with 45343 - 45865 - 51682 - 66774 - 125314 - 173669 - 173670 - 173556 and two 2102	352036/850	Needle Bar Driving Arm Washer		
173756/809	Feed Forked Connection	352037/833	Needle Bar Driving Arm Retaining Ring		
173756/002	Feed Forked Connection with 81459	352038/809	Needle Bar Vibrating Bracket		
173770/001	Bobbin Winder Pulley	352039	Needle Bar Vibrating Bracket Complete, Nos. 352038 with 352035 - 352036 - and 352037		
173794	Oscillating Shaft Crank Pin (Rolled)				