

SINGER

800 Series (Same as 1021/1022)

Parts
List

SINGER

173745-990

Same as
1071/1022

8000

series machines

Form K3057 (578)

THE SINGER COMPANY
A Trademark of The Singer Company
Copyright © 1978 by The Singer Company (U.K.) Limited
All rights reserved throughout the world

Printed in U.S.A

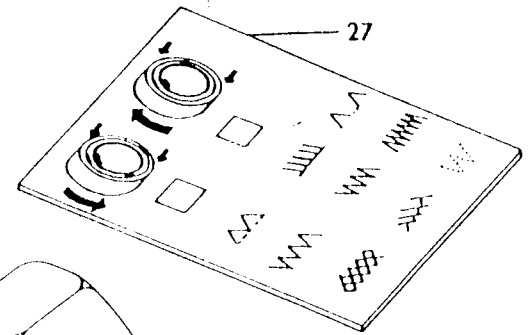
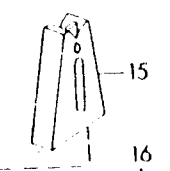
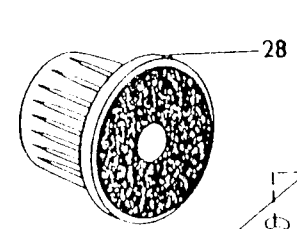
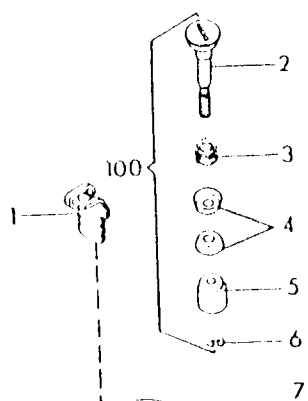
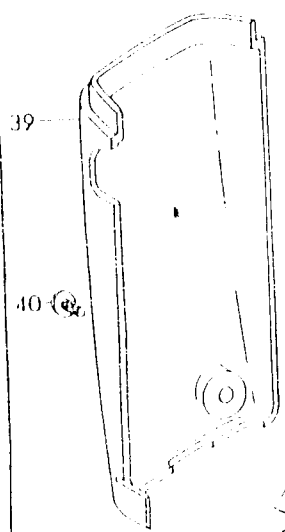
LIST OF PARTS FOR 800 SERIES MACHINES (ARM AND BED)

Sub. Ass.			Illus. Ref. No.	Part No.	Description	838		844		834						
3xx	2xx	1xx														
				311850-451	PARTS NOT ILLUSTRATED Arm and Bed (Color Spec. No. 3905) with 103310, 155466, 311810, 311904 two each 051045-451, 163990 and 172177, and three 379510-451	X		X		X						

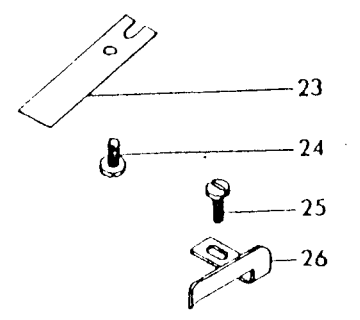
800 SERIES MACHINES (COVERS)

300	
200	27

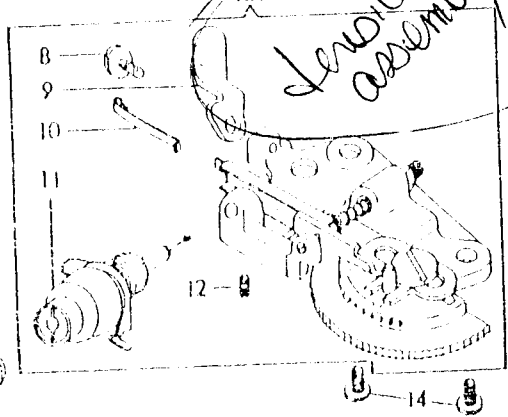
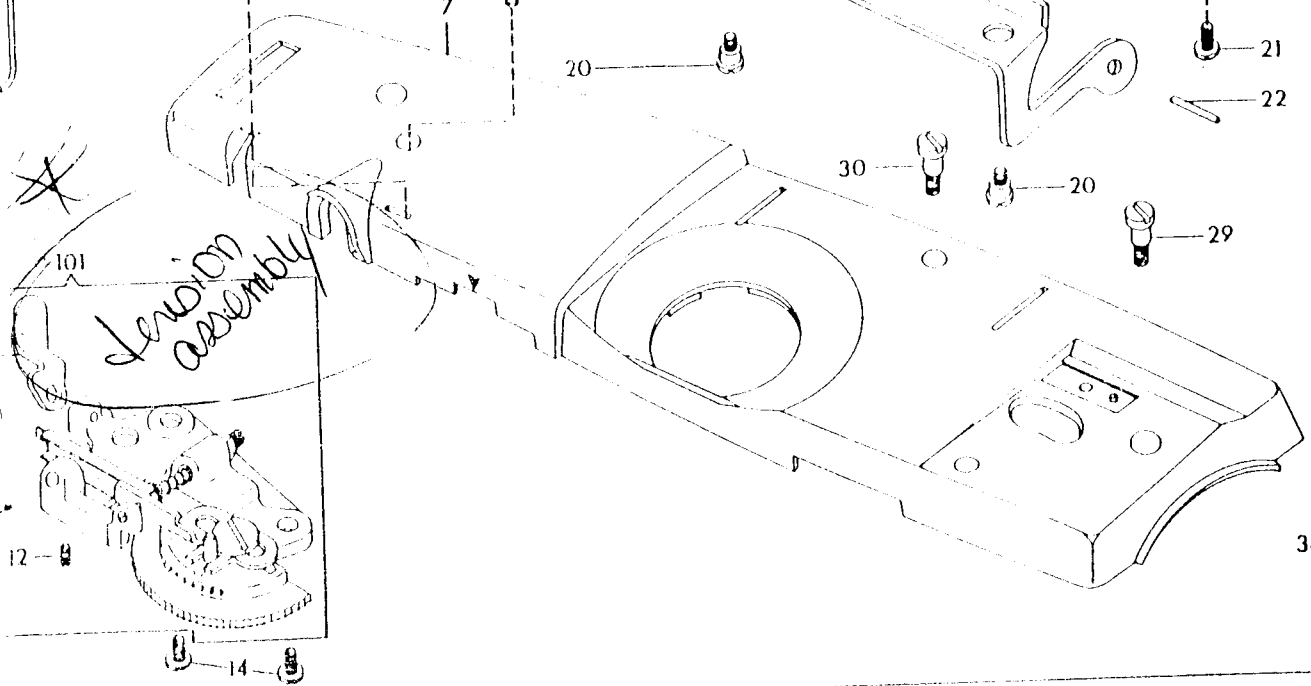
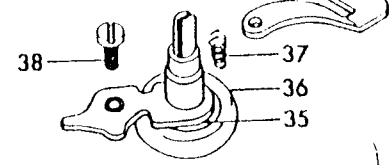
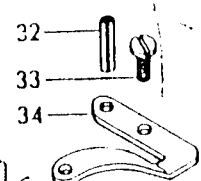
200			
1	7	13	14
22	23	24	25
26	100	101	102



102			
15	16	17	18
19	20	21	



103	
35	36
36	35

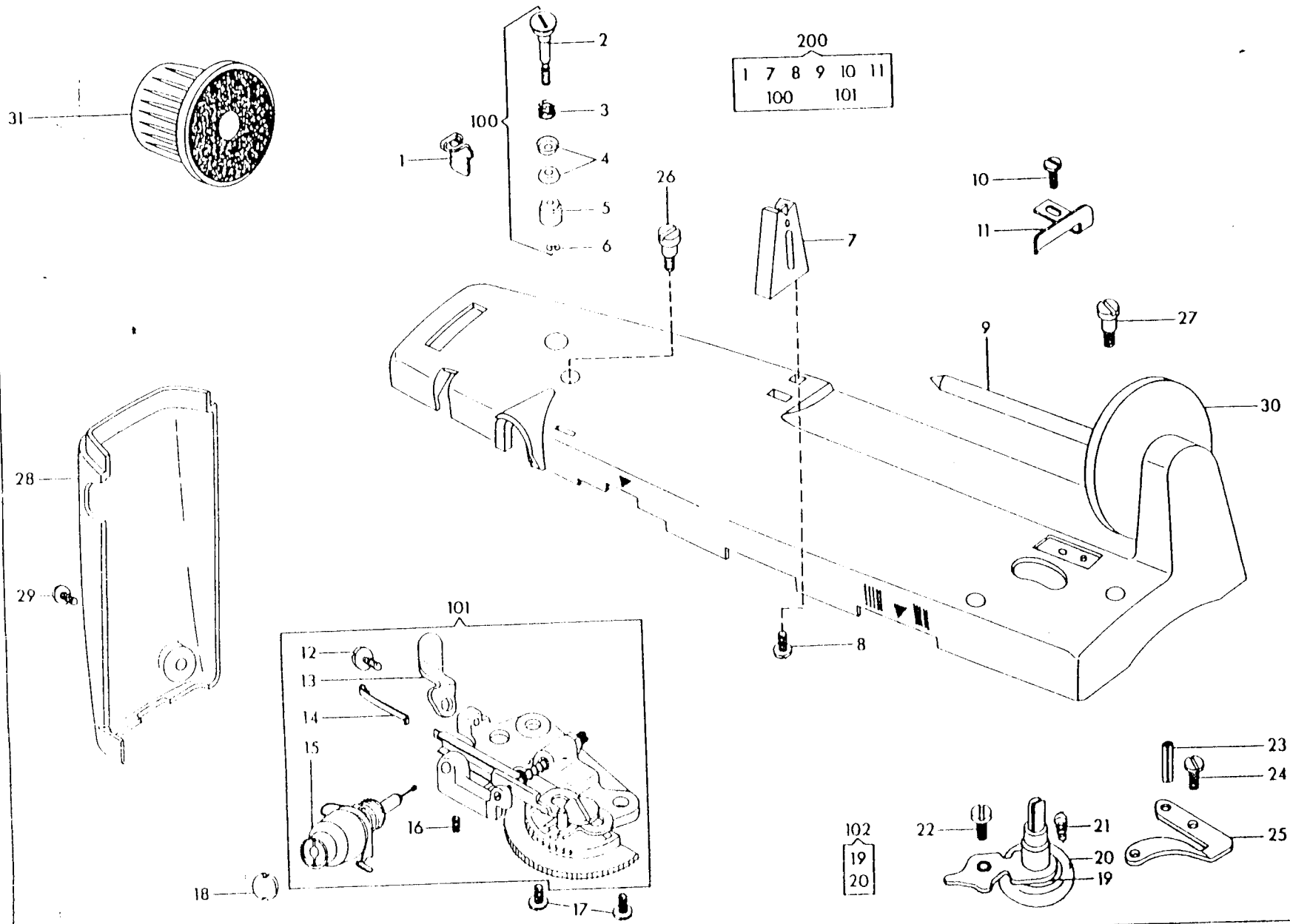


LIST OF PARTS FOR 800 SERIES MACHINES (COVERS)

Sub. Ass.			Illus. Ref. No.	Part No.	Description	838	844														
3xx	2xx	1xx																			
300	200	100	1	312078-451	Arm Top Cover, complete (Color-Spec. No. 3905)	X	X														
				311875-451	Arm Top Cover, complete (Color-Spec. No. 3905)	X	X														
				310778	Arm Top Cover Thread Guide	X	X														
				310763-453	Bobbin Winder Tension, complete (Color-Spec. No. 3905)	X	X														
				2	310761	Bobbin Winder Tension Disc Screw Stud	X	X													
				3	45847	Bobbin Winder Tension Disc Spring	X	X													
				4	45915	Bobbin Winder Tension Disc	X	X													
				5	310762-453	Bobbin Winder Tension Support (adjustable) (Color-Spec. No. 3905)	X	X													
				6	172673	Bobbin Winder Tension Support Retaining Ring	X	X													
				7	311874-451	Arm Top Cover (Color-Spec. No. 3905)	X	X													
				101		311844-452	Tension Assembly, complete (Color-Spec. No. 3905)	X	X												
					8	379504-451	Tension Releasing Lever Hinge Screw	X	X												
					9	153559	Tension Releasing Lever	X	X												
					10	153873	Tension Disc Pressure Pin Spring Clip	X	X												
					11	311843-451	Tension (adjustable) (Color-Spec. No. 3905)	X	X												
					12	354085-451	Tension Stud Set Screw	X	X												
					13	153739-453	Tension Cap and Slack Thread Regulator Nut Decal (Color-Spec. No. 3905)	X	X												
					14	354609-451	Tension Mounting Plate Screw	X	X												
				102		311877-451	Arm Top Cover Lid, complete (Color-Spec. No. 3905)	X	X												
					15	311887-451	Arm Top Cover Lid Spool Pin Thread Lead-Off Thread Guide (Color-Spec. No. 3905)	X	X												
					16	311886-451	Arm Top Cover Lid Spool Pin (Color-Spec. No. 3905)	X	X												
					17	311876-451	Arm Top Cover Lid (Color-Spec. No. 3905)	X	X												
					18	354100-451	Arm Top Cover Lid Spool Pin Thread Lead-Off Thread Guide Screw	X	X												
					19	311381	Arm Top Cover Lid Hinge	X	X												
					20	354522-451	Arm Top Cover Lid Hinge Screw	X	X												
					21	354510-451	Arm Top Cover Lid Spool Pin Screw	X	X												
					22	312095	Arm Top Cover Lid Hinge Pin	X	X												
					23	311885	Arm Top Cover Lid Hinge Spring	X	X												
					24	354609-451	Arm Top Cover Lid Hinge Spring Screw	X	X												
					25	354581-451	Bobbin Winder Stop Screw	X	X												
					26	311914	Bobbin Winder Stop	X	X												
					27	116115	Phasing Cam Pattern Panel Plate	X	X												
					28	163149-077	Arm Top Cover Lid Spool Pin Thread Lead-Off (Color-Spec. No. 3905)	X	X												
					29	114061-451	Arm Top Cover Screw (right)	X	X												
					30	354557-451	Arm Top Cover Screw (center)	X	X												
					31	354511-451	Arm Top Cover Screw (left)	X	X												
					32	153924	Arm Top Cover Mounting Bracket Locating Pin	X	X												
					33	141559-451	Arm Top Cover Mounting Bracket Screw	X	X												
					34	153533	Arm Top Cover Mounting Bracket	X	X												
				103		312184	Bobbin Winder, complete	X	X												
	35	173770-011	Bobbin Winder Pulley		X	X															
		36	33730-701	Bobbin Winder Friction	X	X															
		37	312186	Bobbin Winder Spring	X	X															
		38	354573-451	Bobbin Winder Hinge Screw	X	X															
		39	153693-452	Face Plate (Color-Spec. No. 3905)	X	X															
		40	140295-451	Face Plate Screw	X	X															

6-97 RLL
no replacement
Arm top cover 1022 - NLA

800 SERIES MACHINES (COVERS)

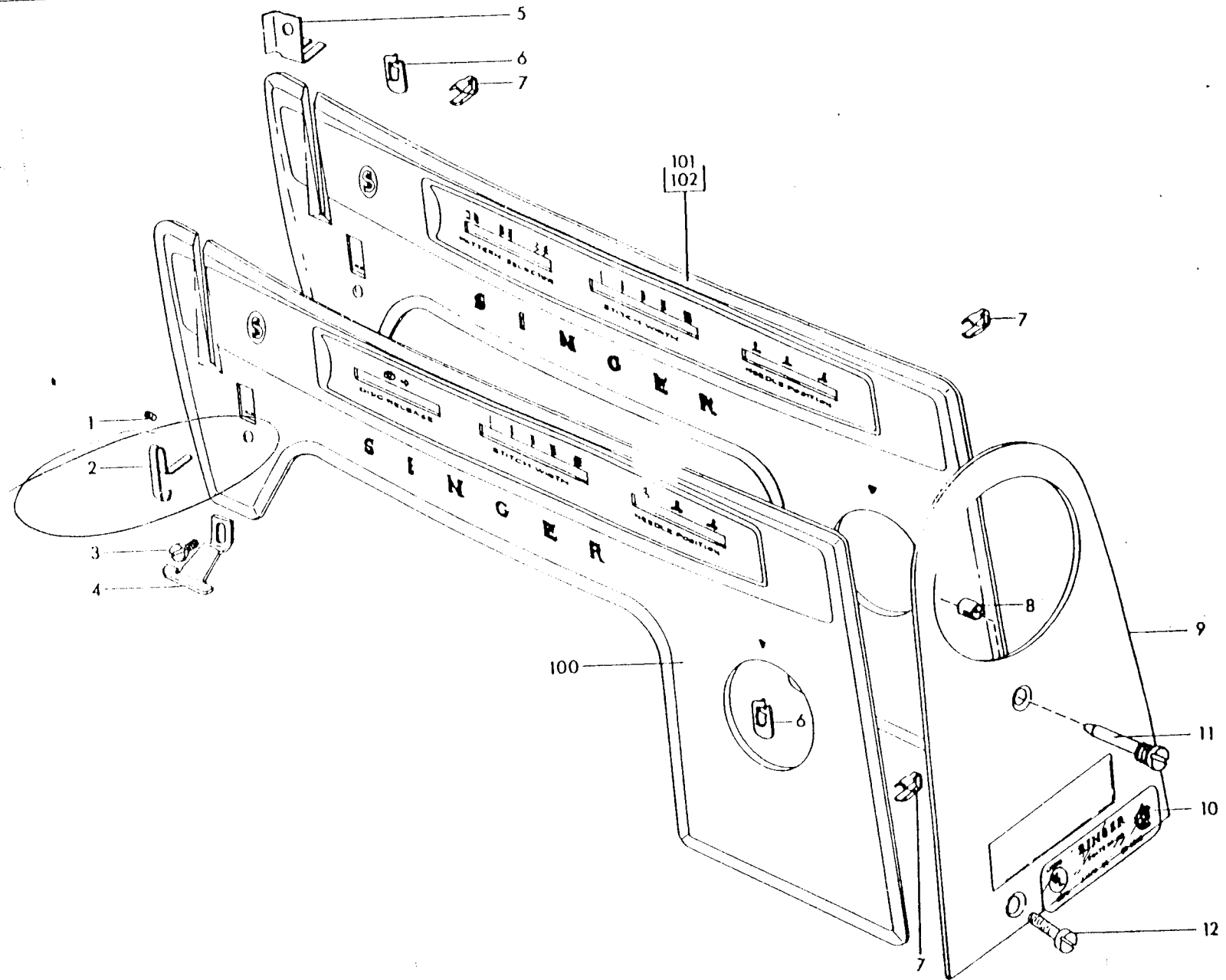


200					
1	7	8	9	10	11
100				101	

101					
12					
13					
14					
15					
16					
17					

102		
19		
20		

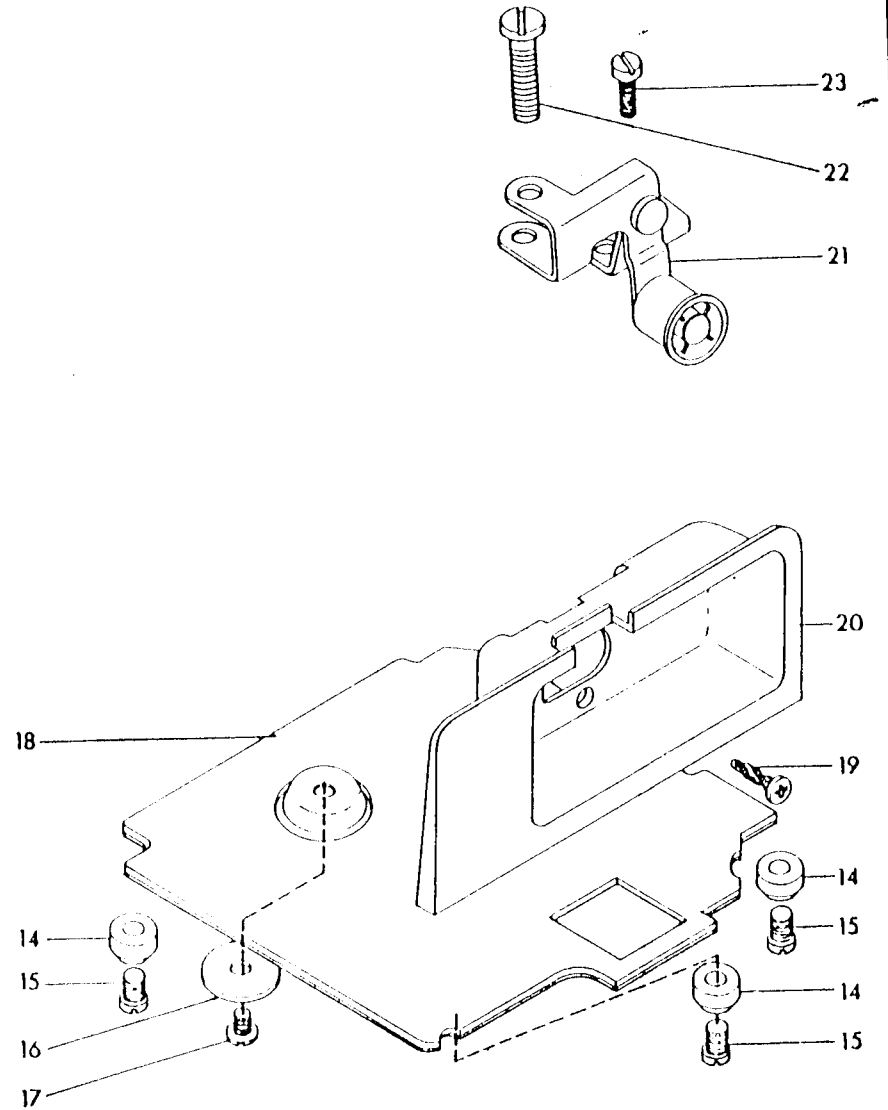
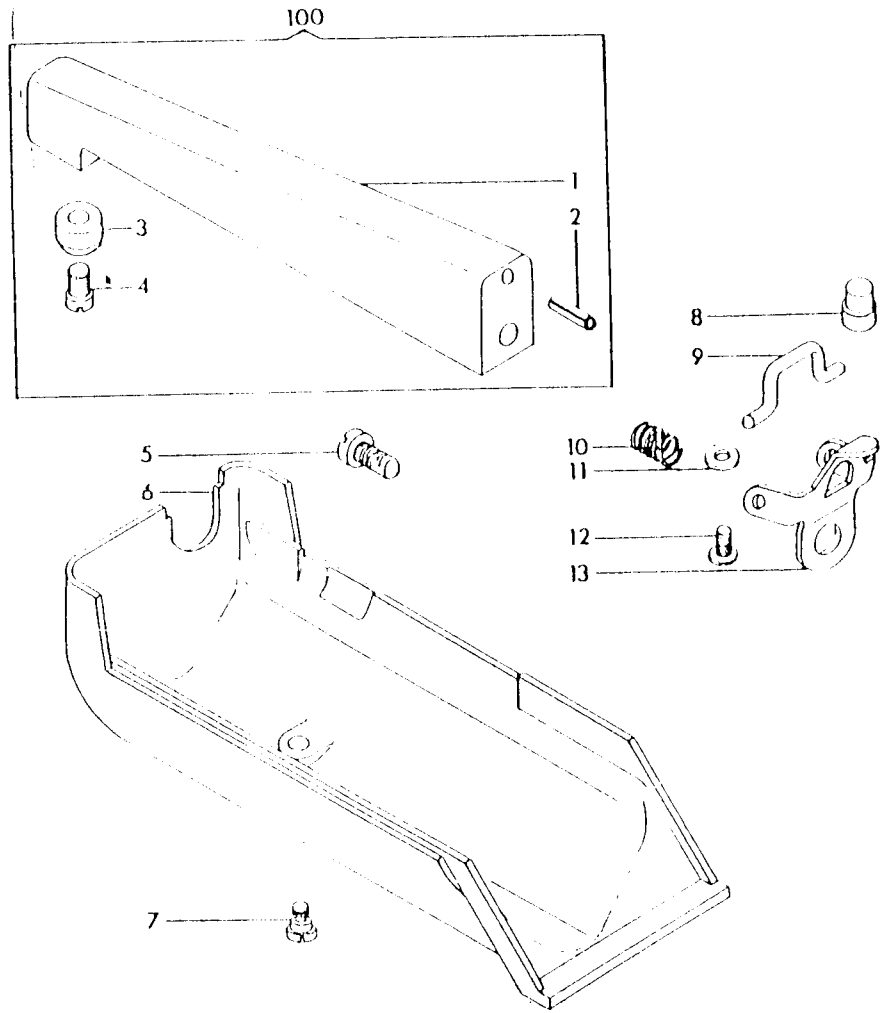
800 SERIES MACHINES (COVERS)



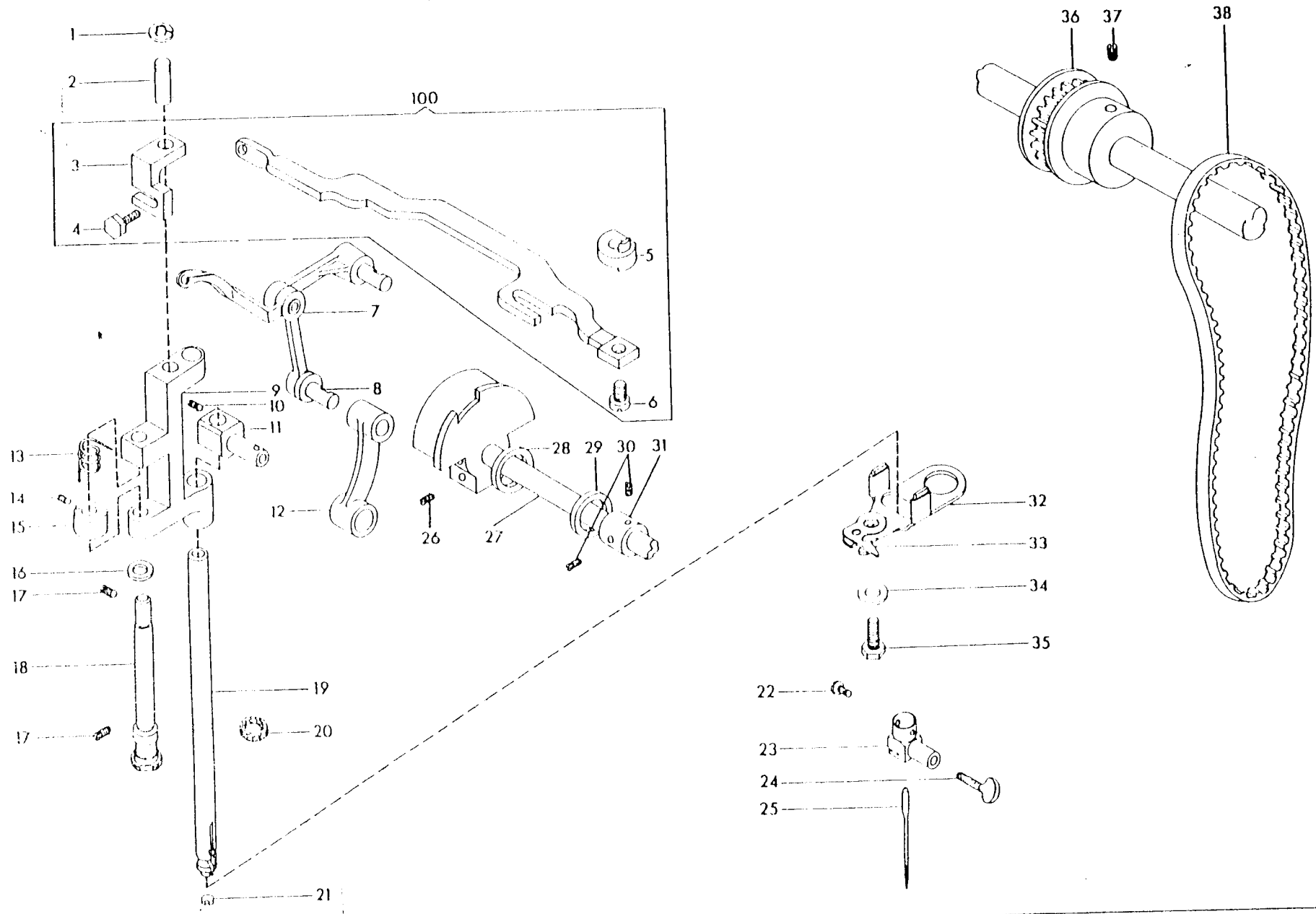
101
102

103
9
10

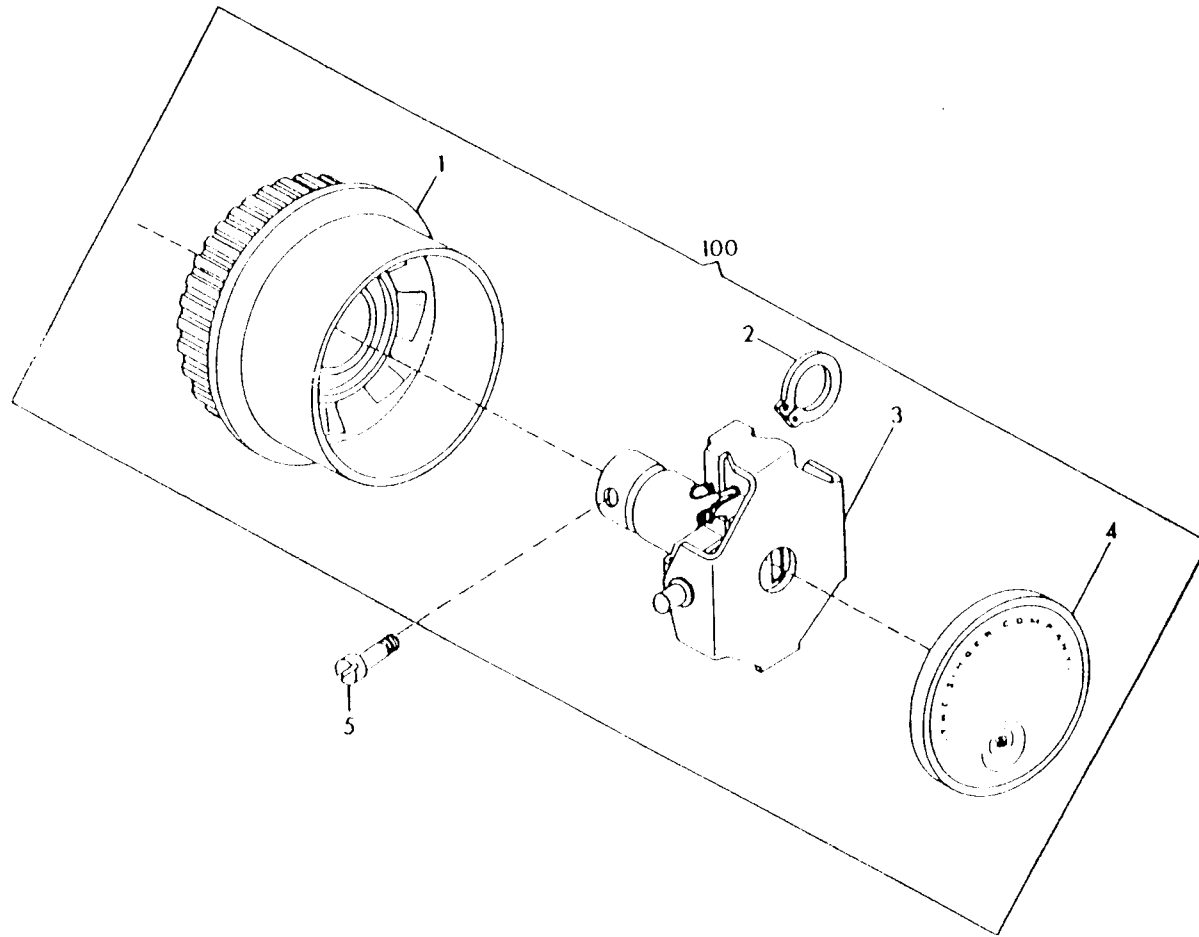
800 SERIES MACHINES (COVERS)



800 SERIES MACHINES (NEEDLE BAR/ARM SHAFT)



800 SERIES MACHINES (HAND WHEEL)



LIST OF PARTS FOR 800 SERIES MACHINES (HAND WHEELS)

Sub. Ass.			Illus. Ref. No.	Part No.	Description	838	844	834									
3xx	2xx	1xx															
		100		312242-452	Hand Wheel assembly	X	X	X									
			1	310858-453	Hand Wheel (plastic) (Color-Spec. No. 3905)	X	X	X									
			2	319563	Hand Wheel Retaining Ring	X	X	X									
			3	103381	Hand Wheel Disengaging Clutch Mechanism	X	X	X									
			4	312240-451	Hand Wheel Disengaging Clutch Plate Cover (Color-Spec. No. 3905)	X	X	X									
			5	139983-452	Hand Wheel Disengaging Clutch Bushing Screw	X	X	X									



Setup 9-16-97

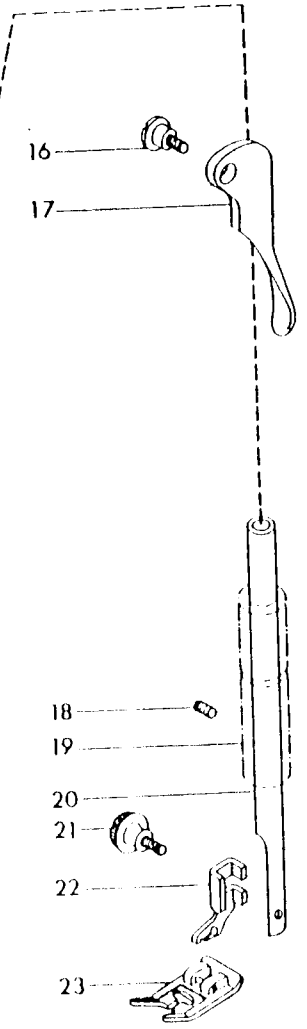
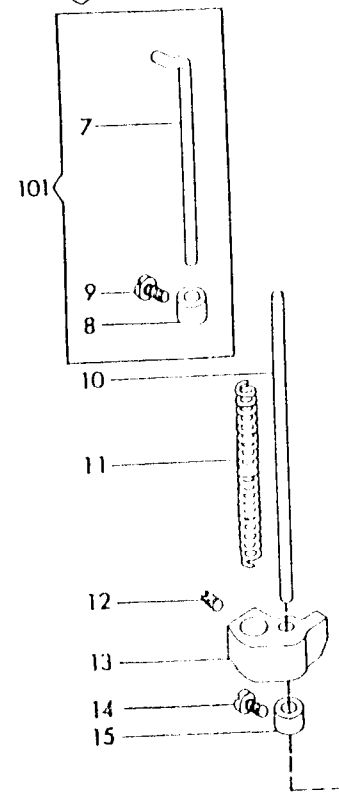
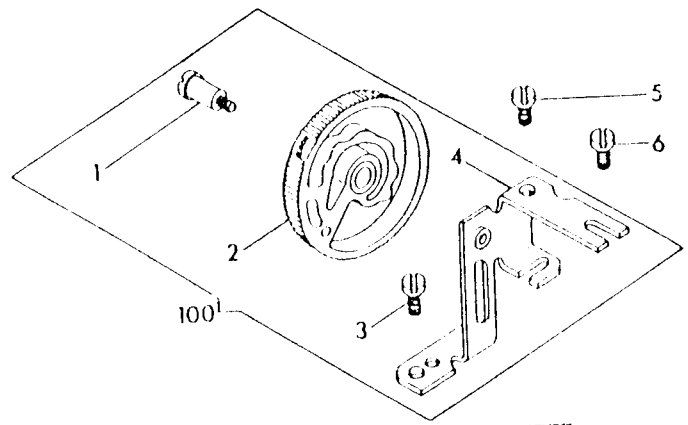
800 handwheel complete

part # 312242335

comes from Poland

RLH

800 SERIES MACHINES (PRESSER BAR)

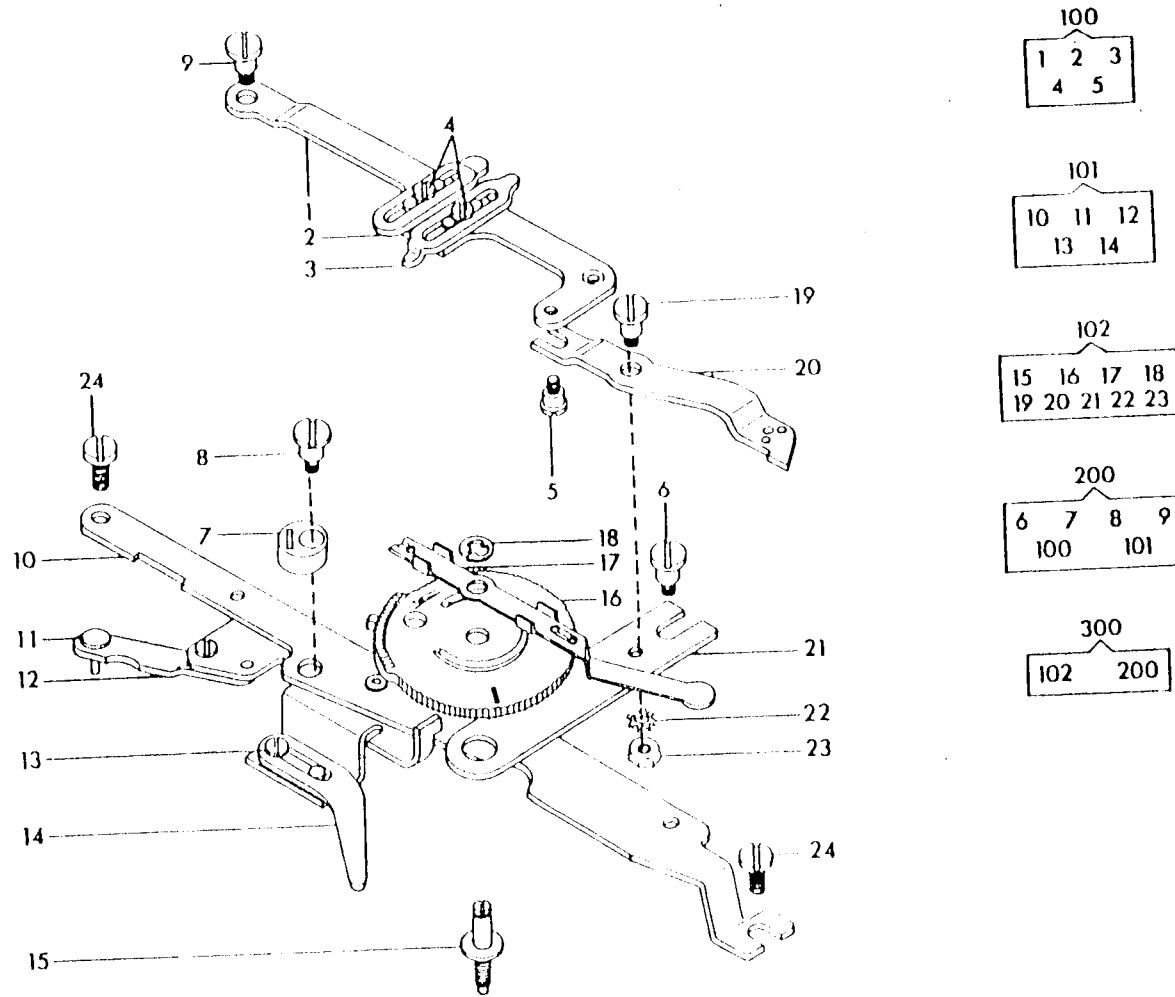


LIST OF PARTS FOR 800 SERIES MACHINES (PRESSER BAR)

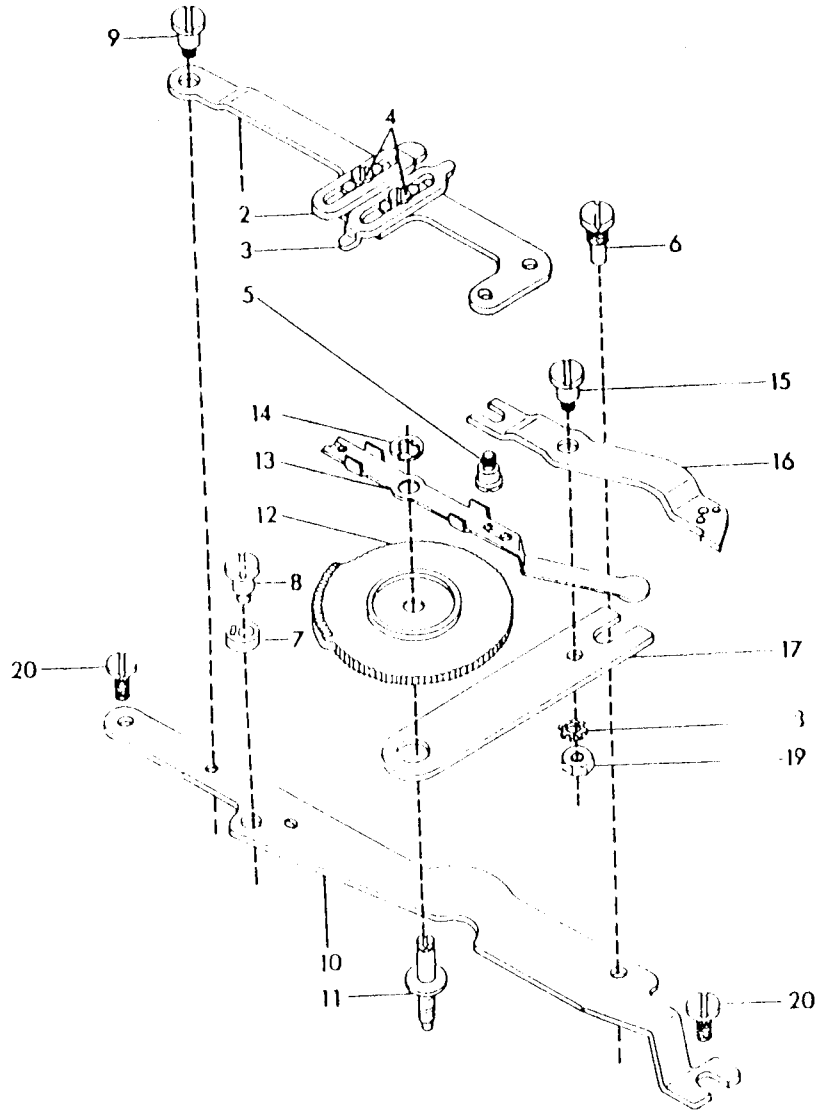
Sub. Ass.			Illus. Ref. No.	Part No.	Description	838	844	834									
3xx	2xx	1xx															
		100		153864-454	Presser Bar Pressure Regulating Knob assembly (Color-Spec. No. 3905)	X	X	X									
			1	114142-805	Presser Bar Pressure Regulating Knob Screw	X	X	X									
			2	153863-454	Presser Bar Pressure Regulating Knob (Color-Spec. No. 3905)	X	X	X									
			3	114151-451	Face Plate and Presser Bar Pressure Regulating Knob Bracket Holder Screw	X	X	X									
			4	153653	Face Plate and Presser Bar Pressure Regulating Knob Bracket	X	X	X									
			5	114152-819	Face Plate and Presser Bar Pressure Regulating Knob Bracket Screw	X	X	X									
			6	139890-451	Thread Take-up Lever Link Hinge Stud Screw	X	X	X									
		101		103940	Presser Bar Pressure Regulating Knob Follower assembly	X	X	X									
			7	153737	Presser Bar Pressure Regulating Knob Pin	X	X	X									
			8	153843	Presser Bar Pressure Regulating Knob Follower Pin Adjusting Collar with 114240-452	X	X	X									
			9	114240-452	Presser Bar Pressure Regulating Knob Follower Pin Adjusting Collar Screw	X	X	X									
			10	153560	Tension Releasing Pin	X	X	X									
			11	103281	Presser Bar Spring	X	X	X									
			12	453-451	Presser Bar Guide Bracket Screw	X	X	X									
			13	153361	Presser Bar Guide Bracket with 453-451	X	X	X									
			14	114240-451	Tension Releasing Pin Collar Screw	X	X	X									
			15	153663	Tension Releasing Pin Collar with 114240-451	X	X	X									
			16	85-805	Presser Bar Lifter Hinge Screw	X	X	X									
			17	310708	Presser Bar Lifter	X	X	X									
			18	51045-451	Presser Bar Bushing Set Screw	X	X	X									
			19	311810	Presser Bar Bushing	X	X	X									
			20	102810	Presser Bar	X	X	X									
			21	354135-451	Presser Foot Thumb Screw	X	X	X									
			22	155984	Presser Foot Shank	X	X	X									
			23	155962	Presser Foot Plate (General Purpose)	X	X	X									

** Thread cutter needed 1022
 part # 355205
 10-98 not set up - ask Barbara how to set up if needed.*

800 SERIES MACHINES (CAM CONTROLLED FEED MECHANISM)



800 SERIES MACHINES (CAM CONTROLLED FEED MECHANISM)



100

1	2	3
4	5	

101

11	12	13
14	15	16
17	18	19

200

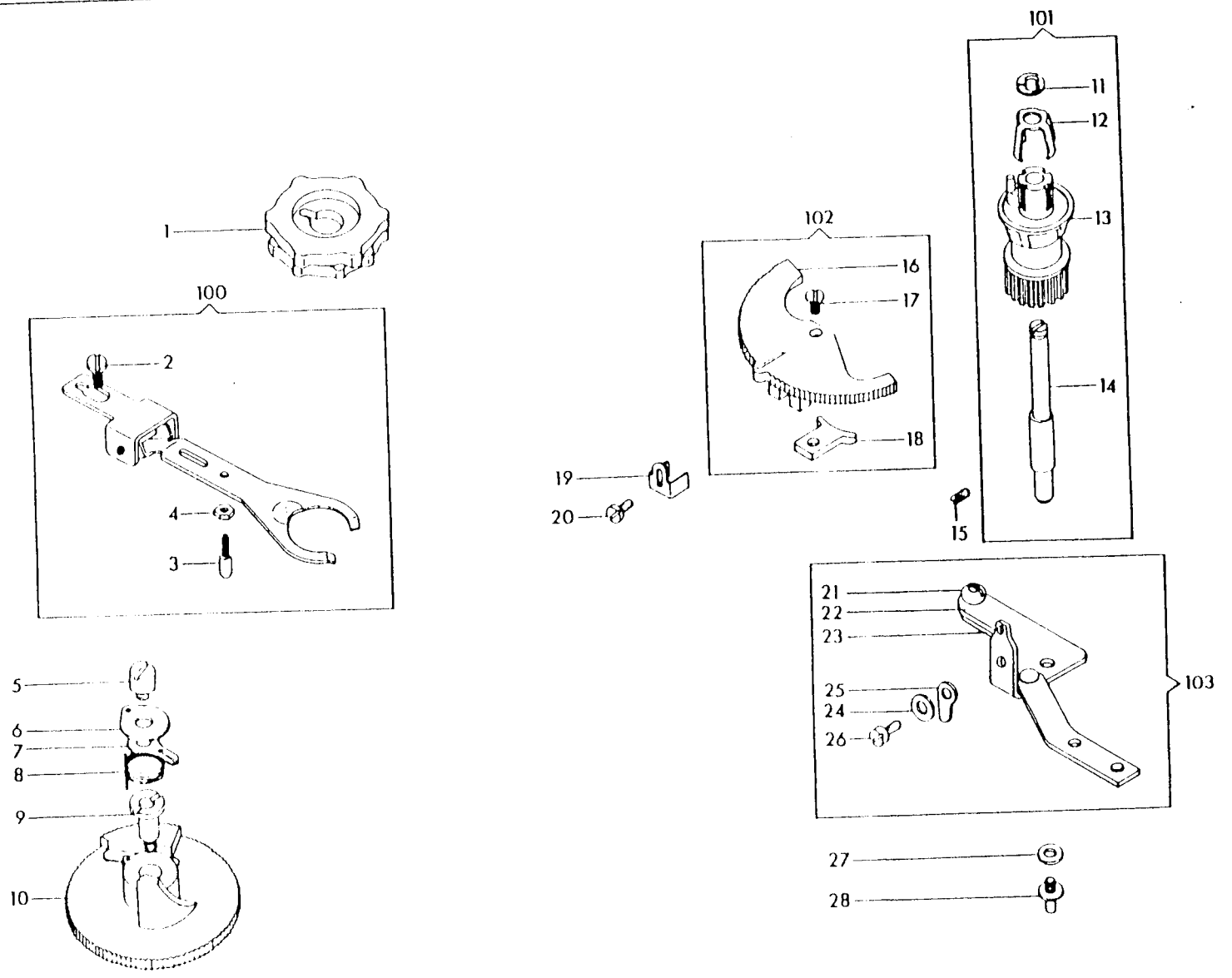
6	7	8	9
10	100		

300

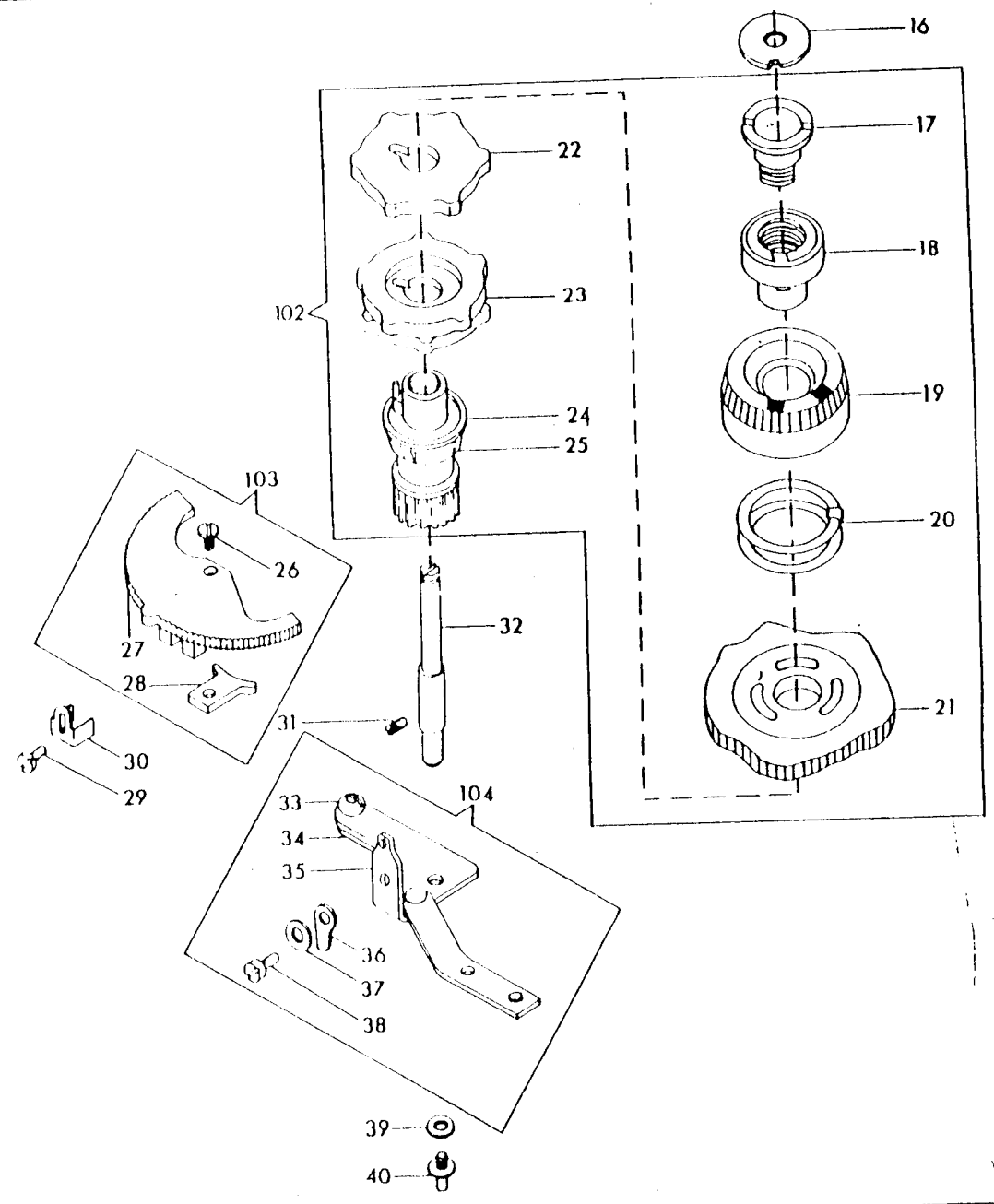
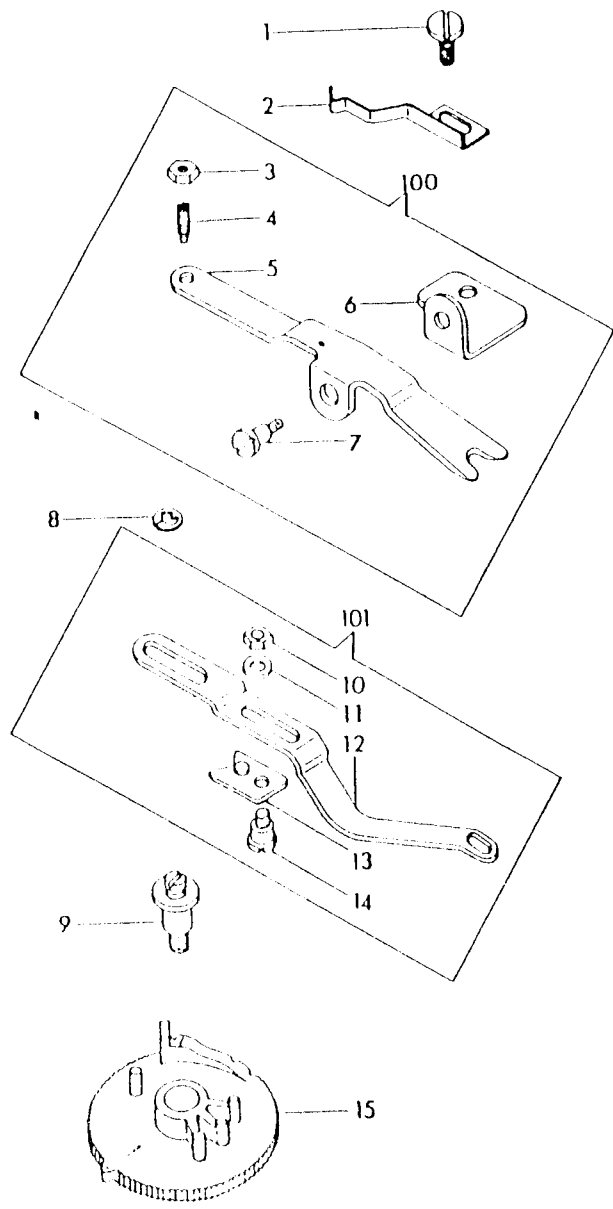
200	101
-----	-----

5

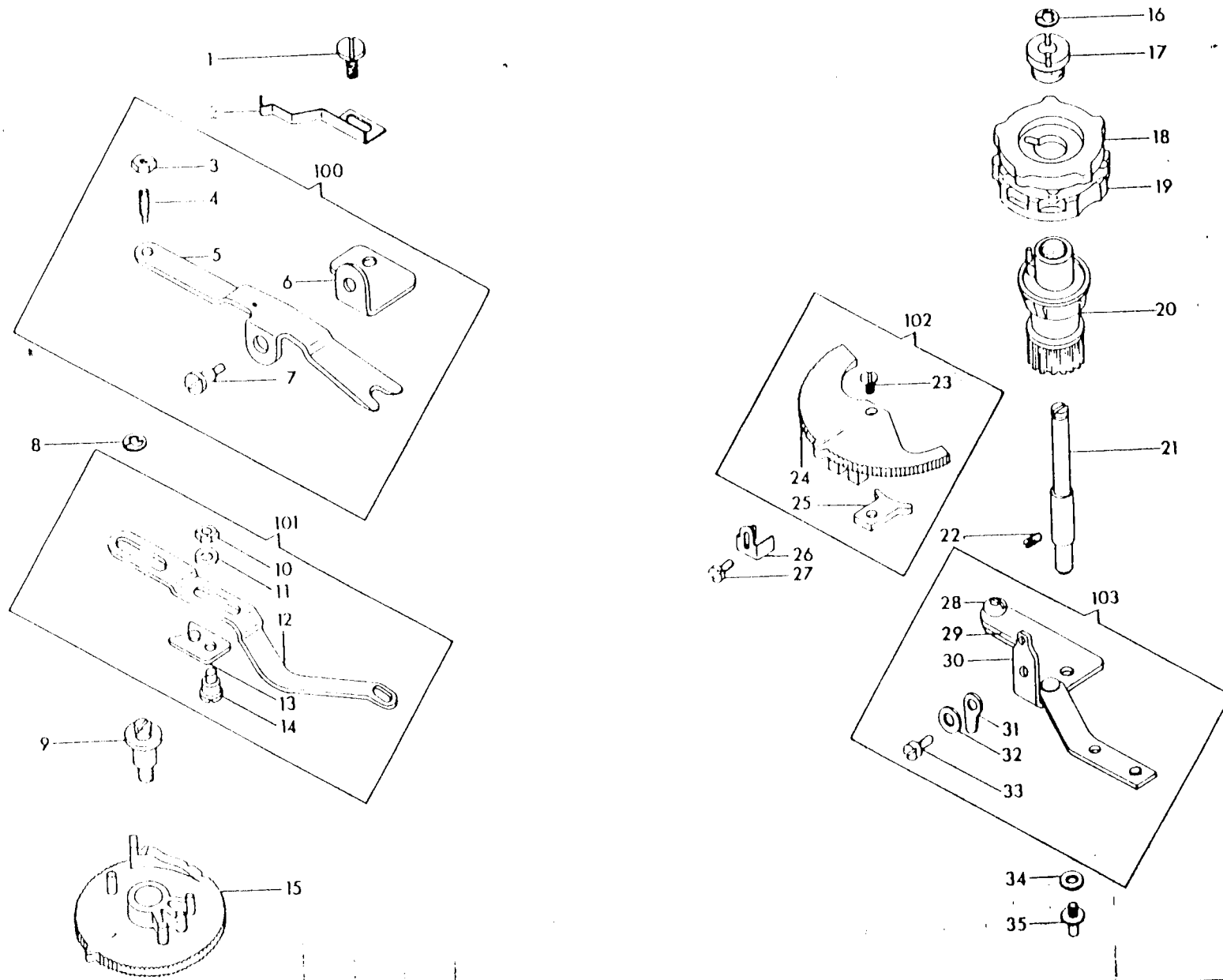
800 SERIES MACHINES (CAM STACK AND DISC RELEASE MECHANISM)



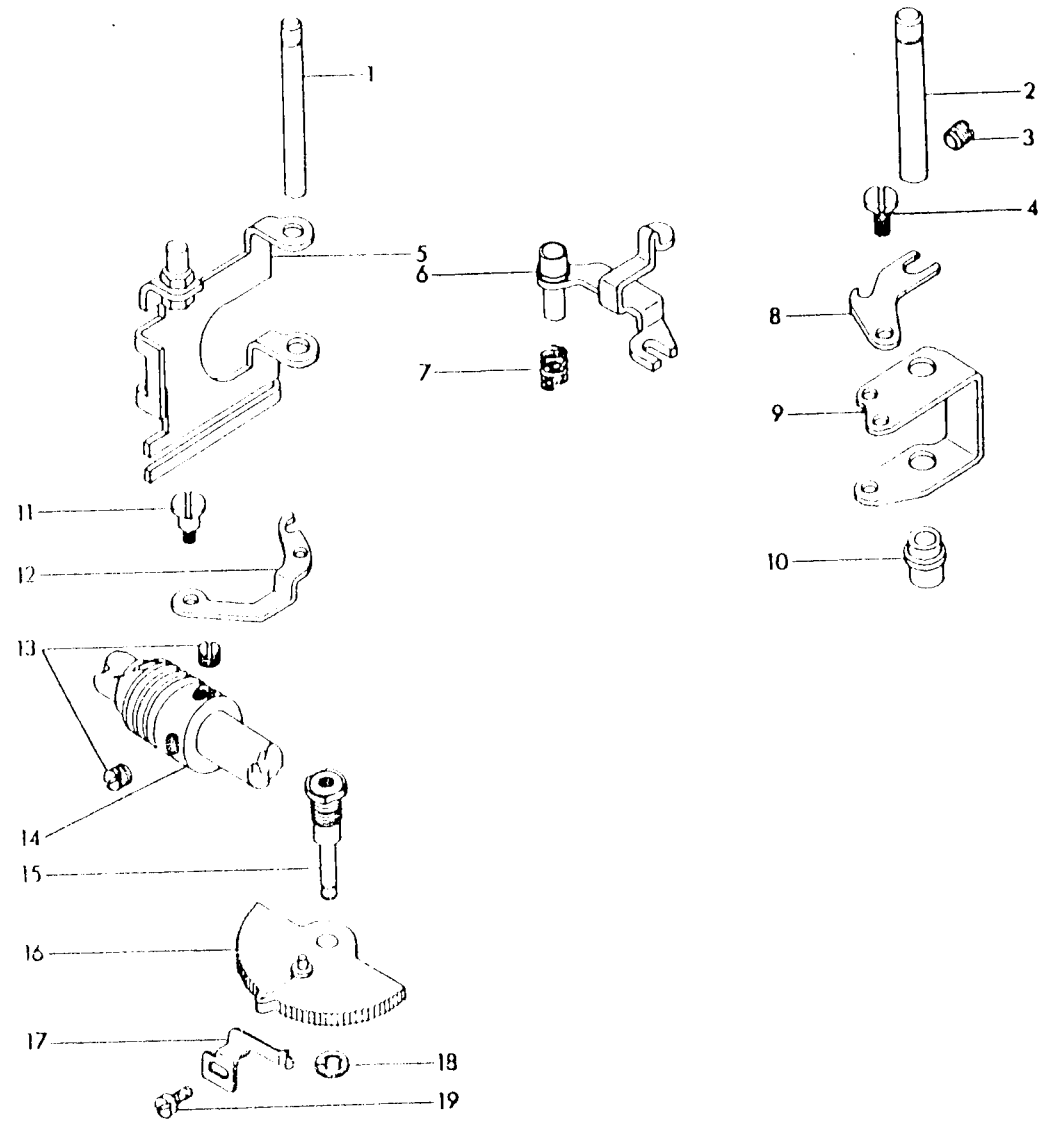
800 SERIES MACHINES (CAM STACK AND DISC SELECTOR)

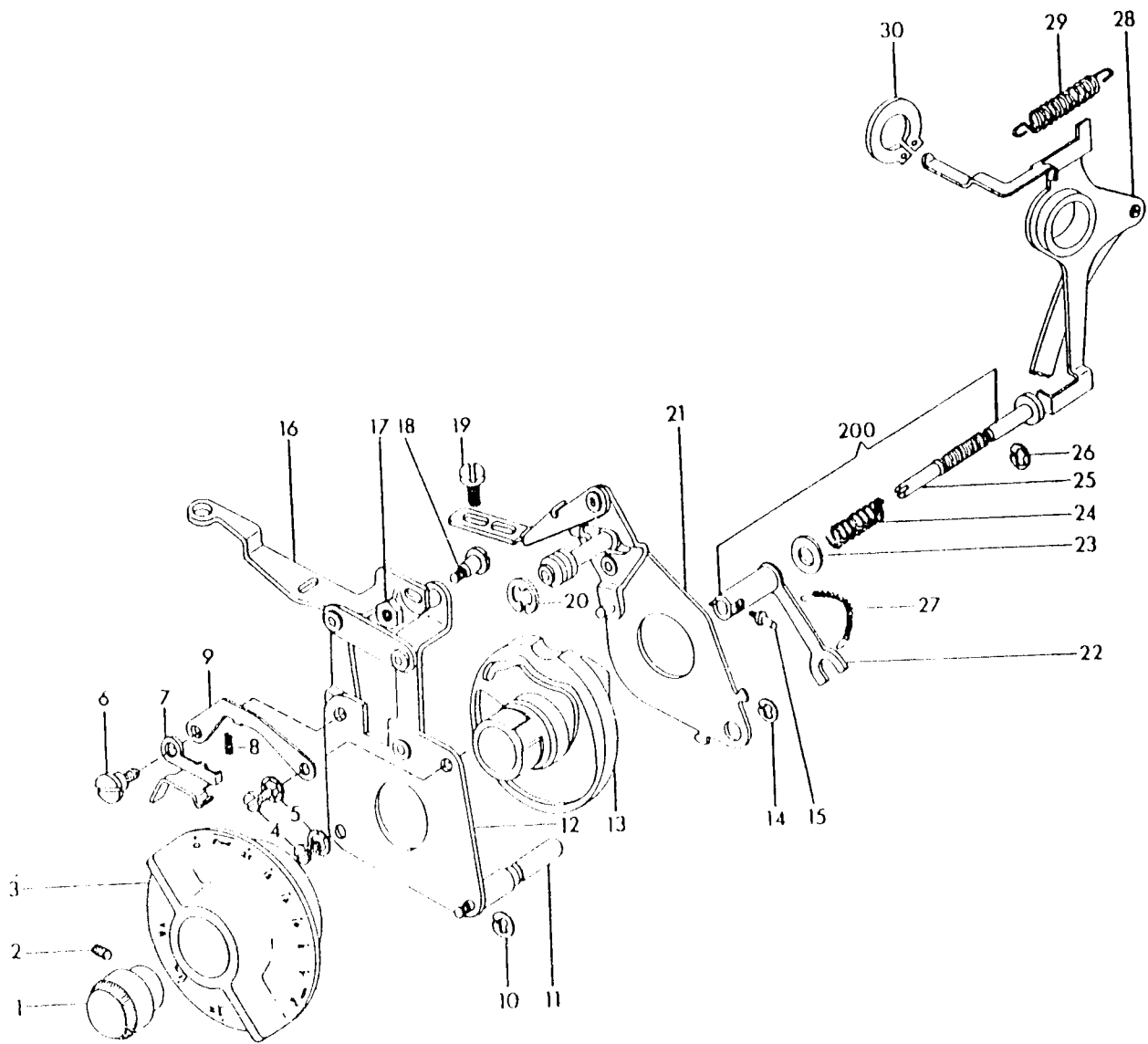


800 SERIES MACHINES (CAM STACK AND DISC SELECTOR)



800 SERIES MACHINES (STITCH WIDTH AND NEEDLE POSITION)





101

28
29

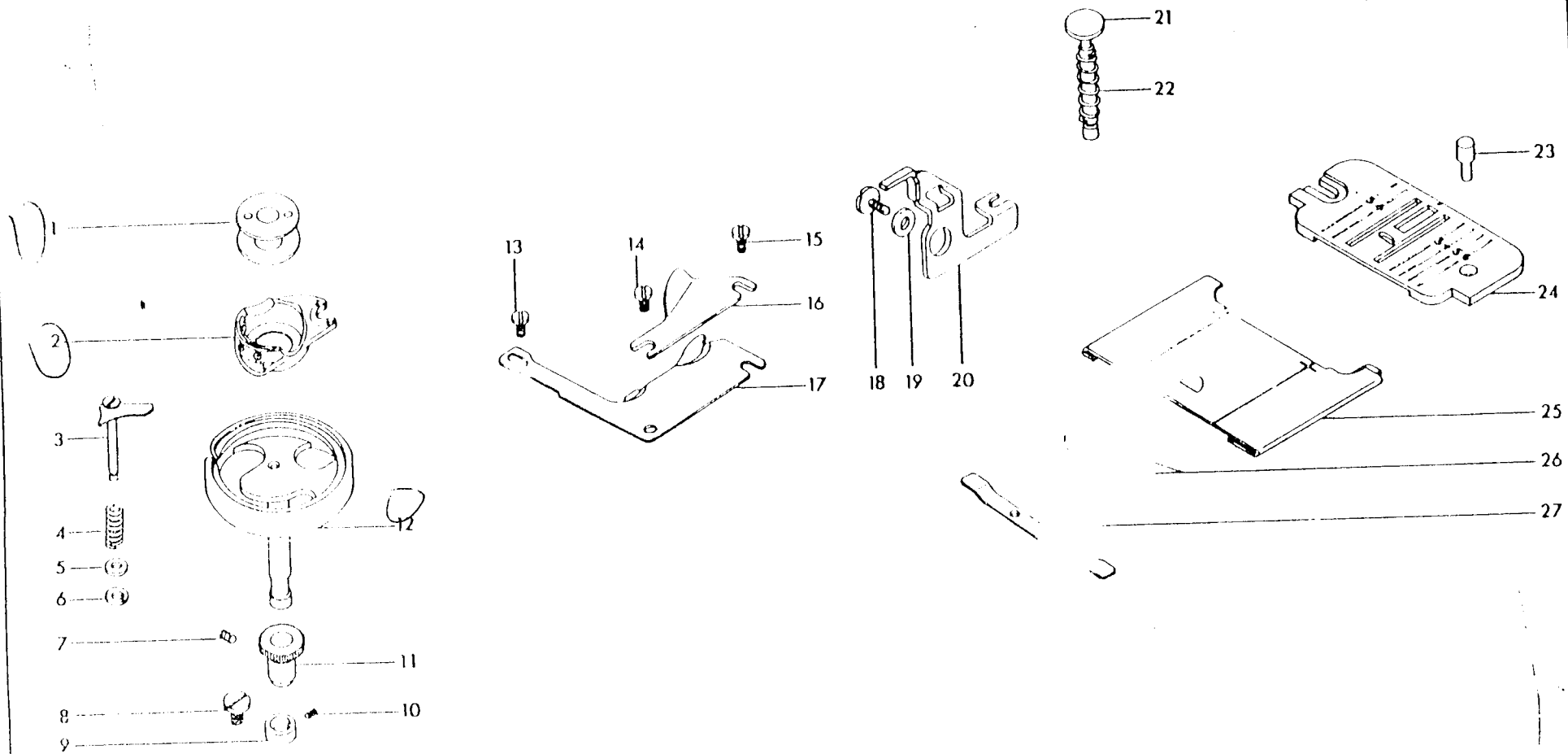
100

25
26

300

6	7	8	9	10	11
12	13	14	15	16	17
18	19	20	21	27	200

800 SERIES MACHINES (HOOK AREA)



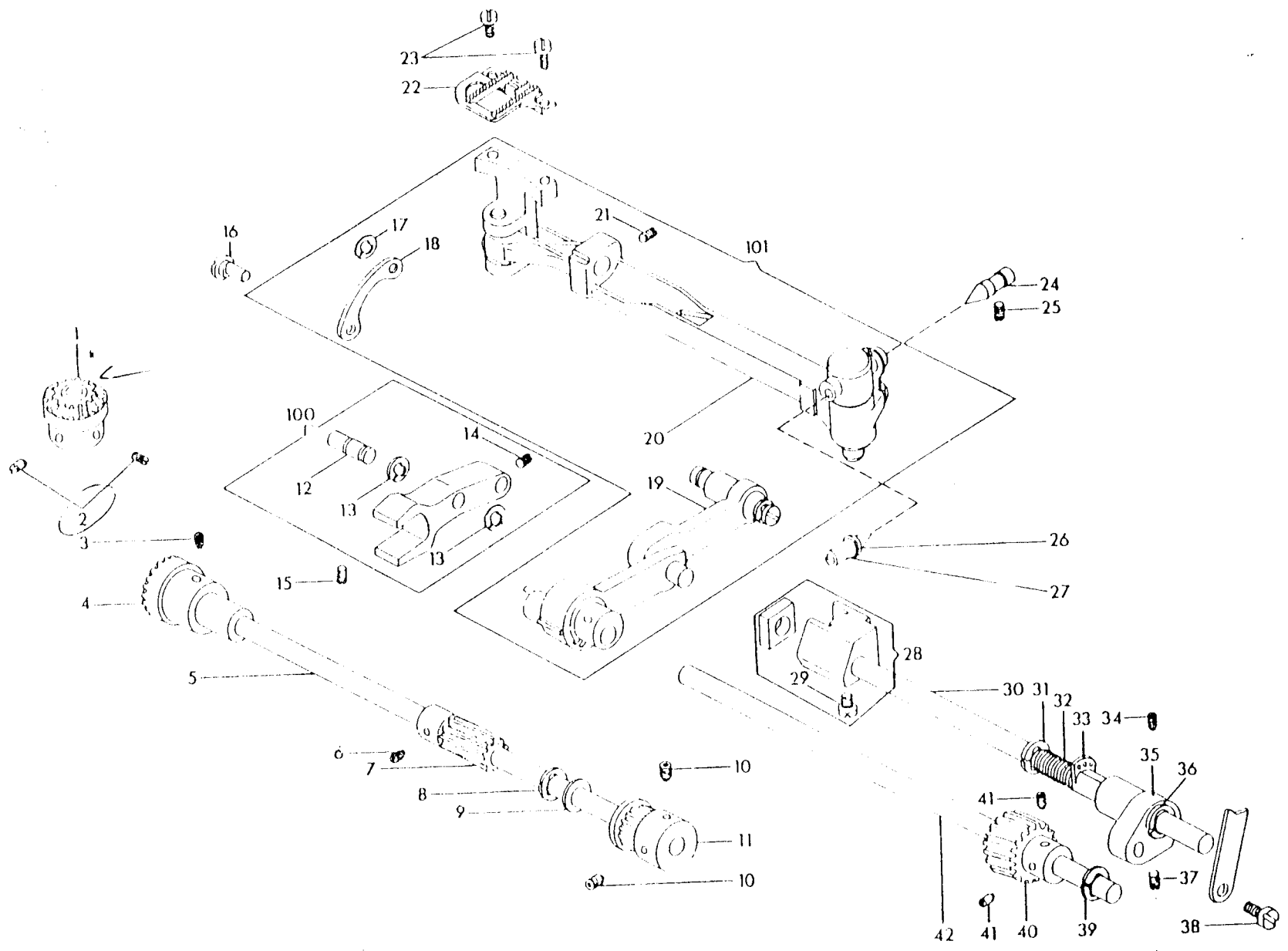
LIST OF PARTS FOR 800 SERIES MACHINES (ALPHA FEED)

Sub. Ass.			Illus. Ref. No.	Part No.	Description	838	844	834									
3xx	2xx	1xx															
			1	103361	Rotating Hook Bevel Gear with two 114157-869	X	X	X									
			2	114157-869	Rotating Hook Bevel Gear Set Screw	X	X	X									
			3	141338-869	Rotating Hook Drive Shaft Bevel Gear Set Screw	X	X	X									
			4	103363	Rotating Hook Drive Shaft Bevel Gear (front) with 141338-869	X	X	X									
			5	116197	Rotating Hook Drive Shaft	X	X	X									
			6	141738-869	Rotating Hook Drive Shaft Gear Set Screw	X	X	X									
			7	153490	Rotating Hook Drive Shaft Gear with 141738-869	X	X	X									
			8	511213	Rotating Hook Drive Shaft Retainer	X	X	X									
			9	116073	Rotating Hook Drive Shaft Retainer Washer	X	X	X									
			10	141338-869	Rotating Hook Drive Shaft Belt Pulley Set Screw	X	X	X									
			11	116199	Rotating Hook Drive Shaft Belt Pulley with two 141338-869	X	X	X									
		100		103775	Feed Lifting Fork	X	X	X									
			12	511057	Feed Lifting Fork Hinge Stud	X	X	X									
			13	511213	Feed Lifting Fork Hinge Stud Retaining Ring	X	X	X									
			14	50311-830	Feed Lifting Fork Connection Hinge Stud (eccentric) Set Screw	X	X	X									
			15	114234-451	Feed Lifting Fork Hinge Stud Set Screw	X	X	X									
			16	511056	Feed Lifting Fork Connection Hinge Stud (eccentric)	X	X	X									
		101		103648	Feed Bar assembly	X	X	X									
			17	319561	Feed Lifting Fork Connection Retaining Ring	X	X	X									
			18	511016	Feed Lifting Fork Connection	X	X	X									
			19	116082	Feed Bar Connection assembly	X	X	X									
			20	511183	Feed Bar	X	X	X									
			21	448-451	Feed Bar Connection and Feed Lifting Fork Connection Hinge Stud (eccentric) Set Screw	X	X	X									
			22	103377	Feed Dog	X	X	X									
			23	379505-451	Feed Dog Screw	X	X	X									
			24	511233	Feed Bar Guide Pin (eccentric) Center (back)	X	X	X									
			25	114234-451	Feed Bar Guide Pin (eccentric) Center (back) Set Screw	X	X	X									
			26	116235	Feed Bar Guide Pin (eccentric) Center (front) with 502744	X	X	X									
			27	502744	Feed Bar Guide Pin (eccentric) Center (front) Retaining Ring	X	X	X									
			28	506468	Feed Regulator and Slide Block with 500391-803	X	X	X									
			29	500391-803	Feed Regulator Set Screw	X	X	X									
			30	116152	Feed Regulator Shaft	X	X	X									
			31	116148	Feed Regulator Shaft Spring Retainer	X	X	X									
			32	116149	Feed Regulator Shaft Spring	X	X	X									
			33	116151	Feed Regulator Shaft Spring Collar with 141738-869	X	X	X									
			34	141738-869	Feed Regulator Shaft Spring Collar Set Screw	X	X	X									
			35	310722	Feed Regulator Shaft Crank with 141338-869	X	X	X									
			36	116148	Feed Regulator Shaft Retainer	X	X	X									
			37	141338-869	Feed Regulator Shaft Crank Set Screw	X	X	X									
			38	141756-803	Feed Regulator Shaft Crank Hinge Screw	X	X	X									
			39	511213	Feed Drive Shaft Retaining Ring	X	X	X									
			40	153487	Feed Drive Shaft Gear with two 141738-869	X	X	X									
			41	141738-869	Feed Drive Shaft Gear Set Screw	X	X	X									
			42	153356	Feed Drive Shaft	X	X	X									

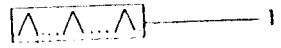
← 318120

77K191

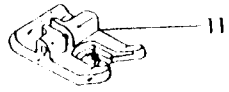
800 SERIES MACHINES (ALPHA FEED)




800 SERIES MACHINES (ATTACHMENT SETS)



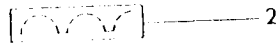
1



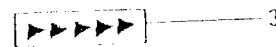
11



16



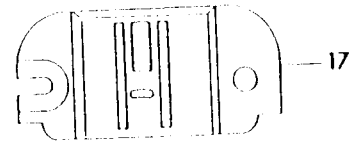
2



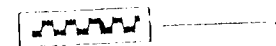
3



12




17



4



5



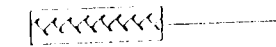
13



18



6



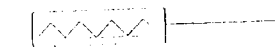
7



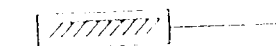
14



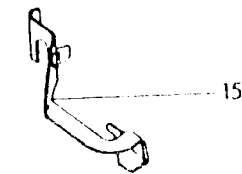
19



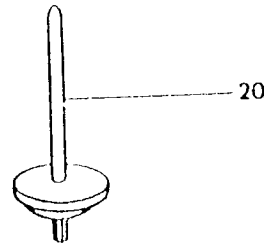
8



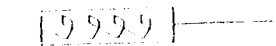
9



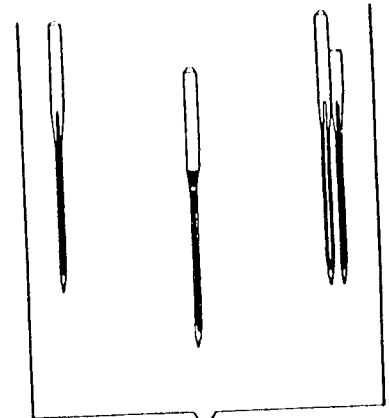
15



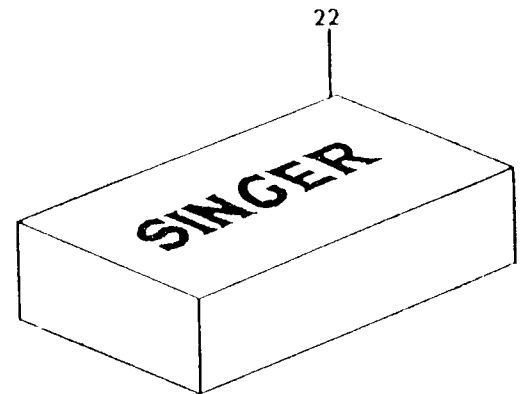
20



10



21



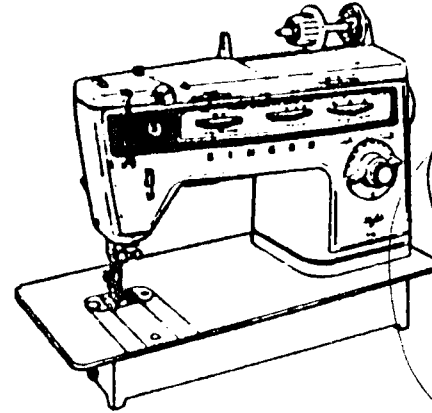
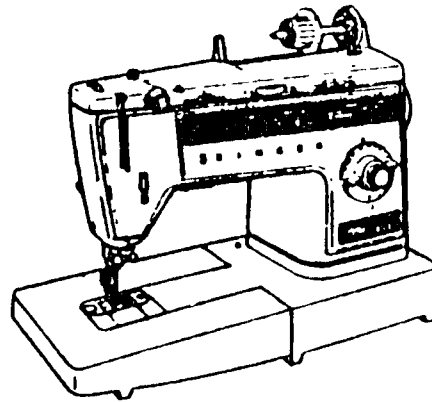
22

LIST OF PARTS FOR 800 SERIES MACHINES (ATTACHMENT SETS)

Sub. Ass.			Illus. Ref. No.	Part No.	Description	838	844	834									
3xx	2xx	1xx															
			1	276303	Disc No. 3 (Blindstitch)	X											
			2	276304	Disc No. 4 (Scalloped Stitch)	X											
			3	276305	Disc No. 5 (Arrowhead Stitch)	X											
			4	276306	Disc No. 6 (Domino Stitch)	X											
			5	276312	Disc No. 12 (Walls of Troy Stitch)	X											
			6	275331	Disc No. 31 (Crescent Stitch)	X											
			7	153829	Disc No. 202 (Fagotting Stitch)	X											
			8	153831	Disc No. 232 (Overedge Stitch)	X											
			9	310920	Disc No. 243 (Slant Overedge Stitch)	X											
			10	310901	Disc No. 242 (Oriental Leaf Stitch)	X											
			11	171498	Special Purpose Foot	X		X		X							
			12	507836	Zipper Foot	X		X		X							
			13	153267	Straight Stitch Foot	X		X		X							
			14	161927	Buttonhole Foot	X		X		X							
			15	381213	Blindstitch Guide (non-adjustable)	X		X		X							
			16	171392	Straight Stitch Throat Plate	X		X		X							
			17	103486	Feed Cover Plate	X		X		X							
			18	172336	Bobbin	X		X		X							
			19	507664-677	Arm Top Cover Spool Pin Thread Lead-off	X		X		X							
			20	507153-677	Arm Top Cover Spool Pin (attachment)	X		X		X							
			21	103473	Needle Pack	X		X		X							
			22	381232	Attachment Set, complete (packed in cardboard box) Nos. 103473, 103486, 153267, 153829, 153831, 161927, 381213, 276303, 276304, 276305, 276306, 276312, 276331, 310901, 310920, 171498, 171392, 507836, 507153-677, 507664-677 and three 172336	X											
			22	381307 <i>MLA</i>	Attachment Set, complete (packed in cardboard box) Nos. 103473, 103486, 153267, 161927, 381213, 171498, 507153-677, 507664-677, 507836 and three 172336			X		X							

SINGER*

LIST OF PARTS FOR SEWING MACHINES



Same as
M/N 1022
1021

Same A
Model S
1021 / 1022

800 SERIES

Copyright © 1980 THE SINGER COMPANY
All Rights Reserved Throughout the World

Form 730-800 (10/80)
A Publication of BPG Product Service



*A Trademark of THE SINGER COMPANY

PAGE NO.	DESCRIPTION
2 - 11	COVERS
12 , 13	NEEDLE BAR / ARM SHAFT
14 , 15	HAND WHEELS
16 , 17	PRESSER BAR
18 - 21	CAM CONTROLLED FEED MECHANISM
22 , 23	CAM STACK AND DISC RELEASE MECHANISM
24 - 29	CAM STACK AND DISC SELECTOR
30 , 31	STITCH WIDTH AND NEEDLE POSITION
32 - 35	BUTTONHOLE AND FEED CONTROL MECHANISMS
36 , 37	HOOK AREA
38 , 39	ALPHA FEED
40 - 41	ATTACHMENT SETS
42 , 43	ELECTRICAL PARTS

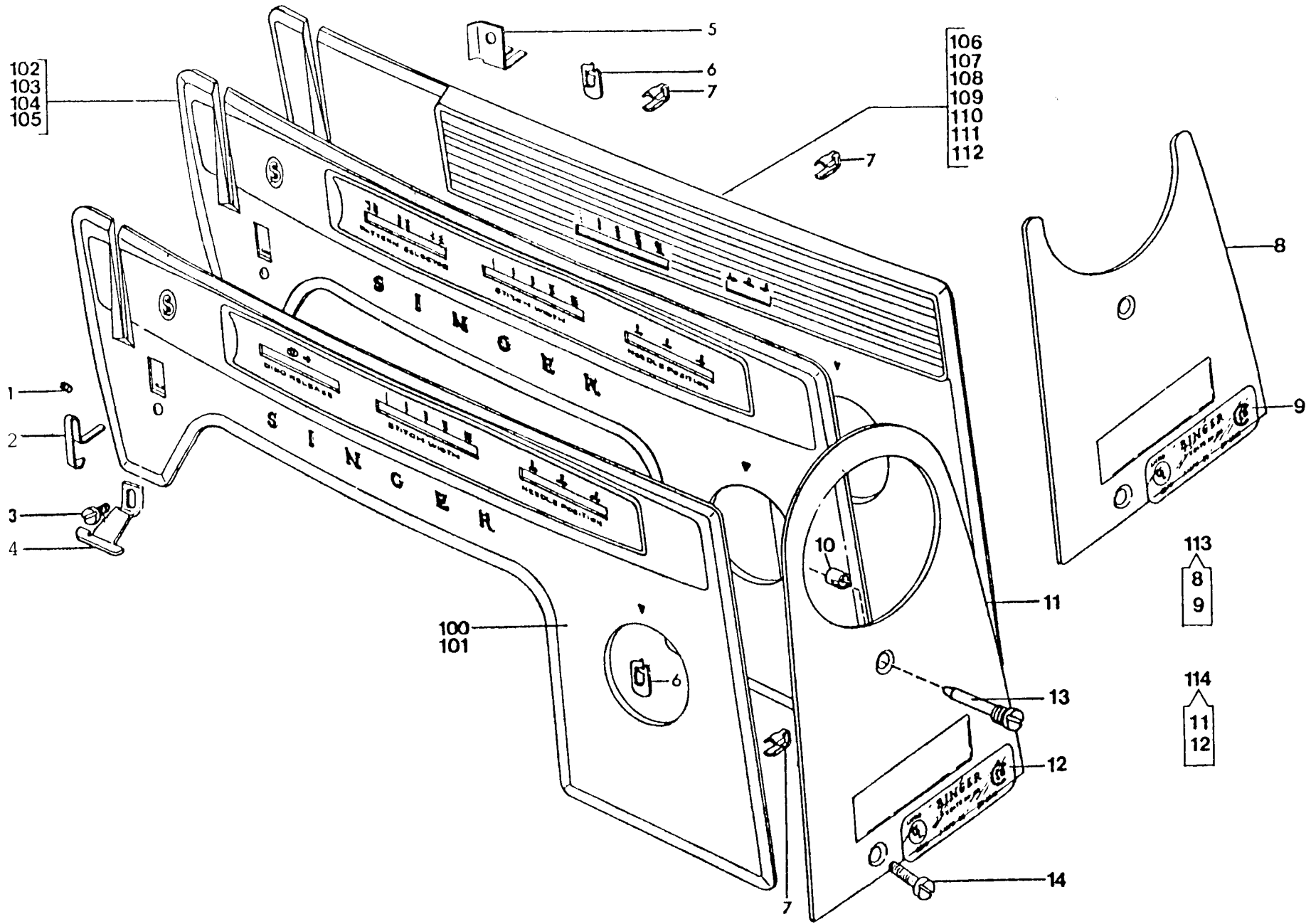
LIST OF PARTS FOR 800 SERIES MACHINES (ARM AND BED)

SUB. ASS'Y.			ILLUS.	PART NO.	DESCRIPTION	818	824	814	813	802	807	809
3xx	2xx	1xx	REF. NO.			838	844	834	833	822	827	
					PARTS NOT ILLUSTRATED							
				311850-451	Arm and Bed (Color-Spec. No. 3905) with 103310, 155466, 311810, 311904 two each 051045-451, 163990 and 172177, and three 379510-451		X	X	X	X	X	X
				311848-451	Arm and Bed (Color-Spec No. 3905) with 103310, 155466, 311810, 311904, 163990, 172177, 379510-451, 051045-451	X	X	X	X	X	X	X

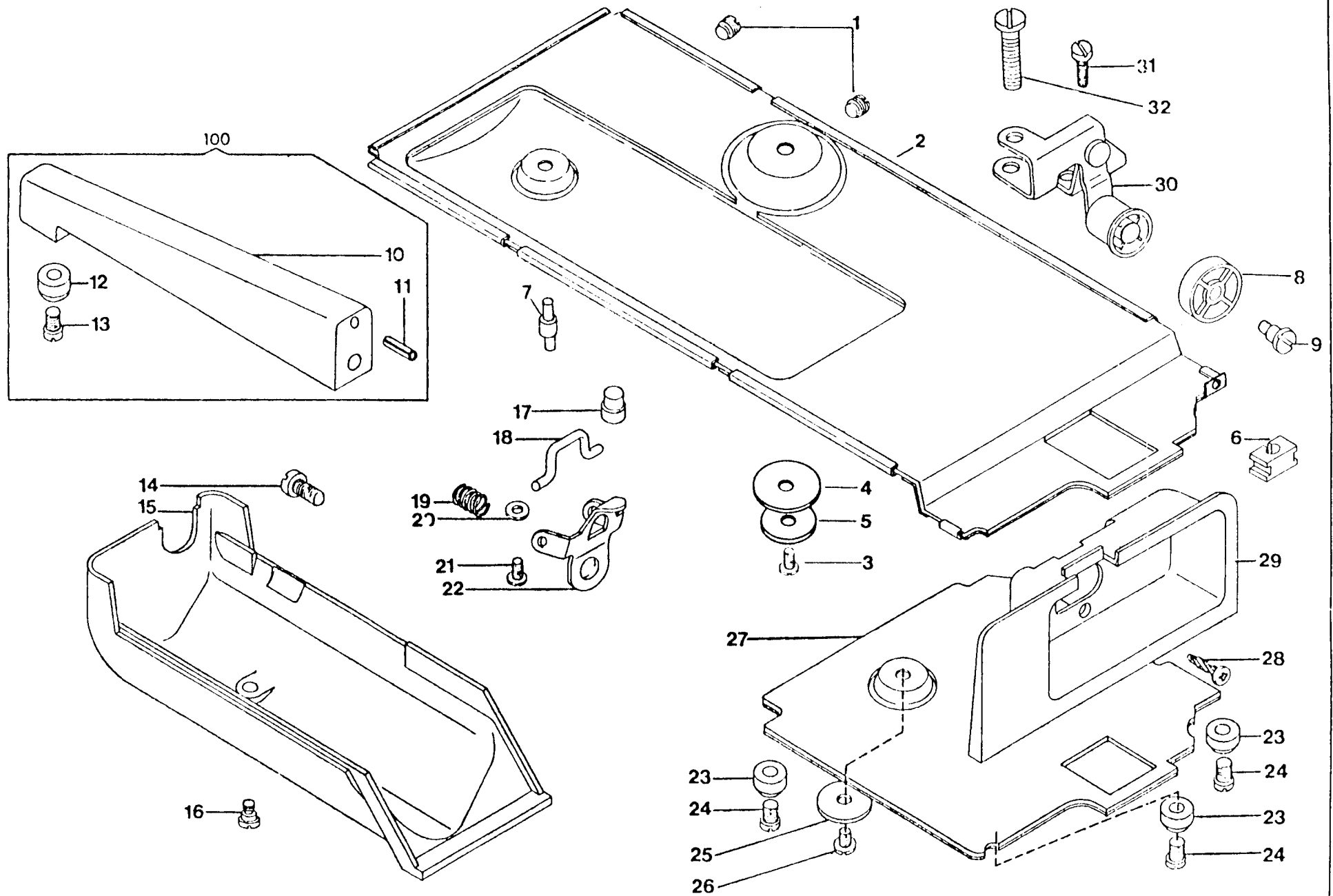
LIST OF PARTS FOR 800 SERIES MACHINES (COVERS)

SUB. ASS'Y.			ILLUS.	REF.	PART NO.	DESCRIPTION	1022 Arm top cover - nLA no longer available	818	824	814	813	802	807	809
3xx	2xx	1xx	NO.											
300					312078-451	Arm and Top Cover, complete (Color-Spec. No. 3905)		X	X					
	200				311875-451	Arm Top Cover, complete (Color-Spec. No. 3905)		X	X	X	X			
		100	1		310778	Arm Top Cover Thread Guide		X	X	X	X			
					310763-453	Bobbin Winder Tension complete (Color-Spec. No. 3905) <i>530 machine</i>		X	X	X	X			
			2		310761	Bobbin Winder Tension Disc Screw Stud		X	X	X	X			
			3		45847	Bobbin Winder Tension Disc Spring		X	X	X	X			
			4		45915	Bobbin Winder Tension Disc		X	X	X	X			
			5		310762-453	Bobbin Winder Tension Support (adjustable)(Color-Spec.No. 3905)		X	X	X	X			
			6		172673	Bobbin Winder Tension Support Retaining Ring		X	X	X	X			
			7		311874-451	Arm Top Cover (Color-Spec. No. 3905)		X	X	X	X			
		101			311844-452	Tension Assembly, complete (Color-Spec. No. 3905)		X	X	X	X			
			8		379504-451	Tension Releasing Lever Hinge Screw		X	X	X	X			
			9		153559	Tension Releasing Lever		X	X	X	X			
			10		153873	Tension Disc Pressure Pin Spring Clip		X	X	X	X			
			11		311843-451	Tension (adjustable) (Color-Spec. No. 3905)		X	X	X	X			
			12		354085-451	Tension Stud Set Screw		X	X	X	X			
			13		153739-453	Tension Cap and Slack Thread Regulator Nut Decal (Color-Spec. No. 3905)		X	X	X	X			
			14		354609-451	Tension Mounting Plate Screw		X	X	X	X			
		102			311877-451	Arm Top Cover Lid, complete (Color-Spec. No. 3905)		X	X	X	X			
			15		311887-451	Arm Top Cover Lid Spool Pin Thread Lead-Off Thread Guide (Color-Spec. No. 3905)		X	X	X	X			
			16		311886-451	Arm Top Cover Lid Spool Pin (Color-Spec. No. 3905)		X	X	X	X			
			17		311876-451	Arm Top Cover Lid (Color-Spec. No. 3905)		X	X	X	X			
			18		354100-451	Arm Top Cover Lid Spool Pin Thread Lead-Off Thread Guide Screw		X	X	X	X			
			19		311881	Arm Top Cover Lid Hinge		X	X	X	X			
			20		354522-451	Arm Top Cover Lid Hinge Screw		X	X	X	X			
			21		354510-451	Arm Top Cover Lid Spool Pin Screw		X	X	X	X			
			22		312095	Arm Top Cover Lid Hinge Pin		X	X	X	X			
			23		311885	Arm Top cover Lid Hinge Spring		X	X	X	X			
			24		354609-451	Arm Top Cover Lid Hinge Spring Screw		X	X	X	X			
			25		354581-451	Bobbin Winder Stop Screw		X	X	X	X			
			26		311914	Bobbin Winder Stop		X	X	X	X			
			27		116115	Phasing Cam Pattern Panel Plate				X	X			
			28		163149-677	Arm Top Cover Lid Spool Pin Thread Lead-Off (Color-Spec. No. 3905)		X	X	X	X			
			29		114061-851	Arm Top Cover Screw (right)		X	X	X	X			
			30		354557-451	Arm Top Cover Screw (center)		X	X	X	X			
			31		354511-451	Arm Top Cover Screw (left)		X	X	X	X			
			32		153924	Arm Top Cover Mounting Bracket Locating Pin		X	X	X	X			
			33		141559-451	Arm Top Cover Mounting Bracket Screw		X	X	X	X			
			34		153533	Arm Top Cover Mounting Bracket		X	X	X	X			
		103			312184	Bobbin Winder, complete		X	X	X	X			
			35		173770-011	Bobbin Winder Pulley		X	X	X	X			
			36		33730-001	Bobbin Winder Friction		X	X	X	X			
			37		312186	Bobbin Winder Spring		X	X	X	X			
			38		354573-451	Bobbin Winder Hinge Screw		X	X	X	X			
			39		153693-452	Face Plate (Color-Spec. No. 3905)		X	X	X	X			
			40		140295-451	Face Plate Screw		X	X	X	X			

800 SERIES MACHINES (COVERS)



800 SERIES MACHINES (COVERS)



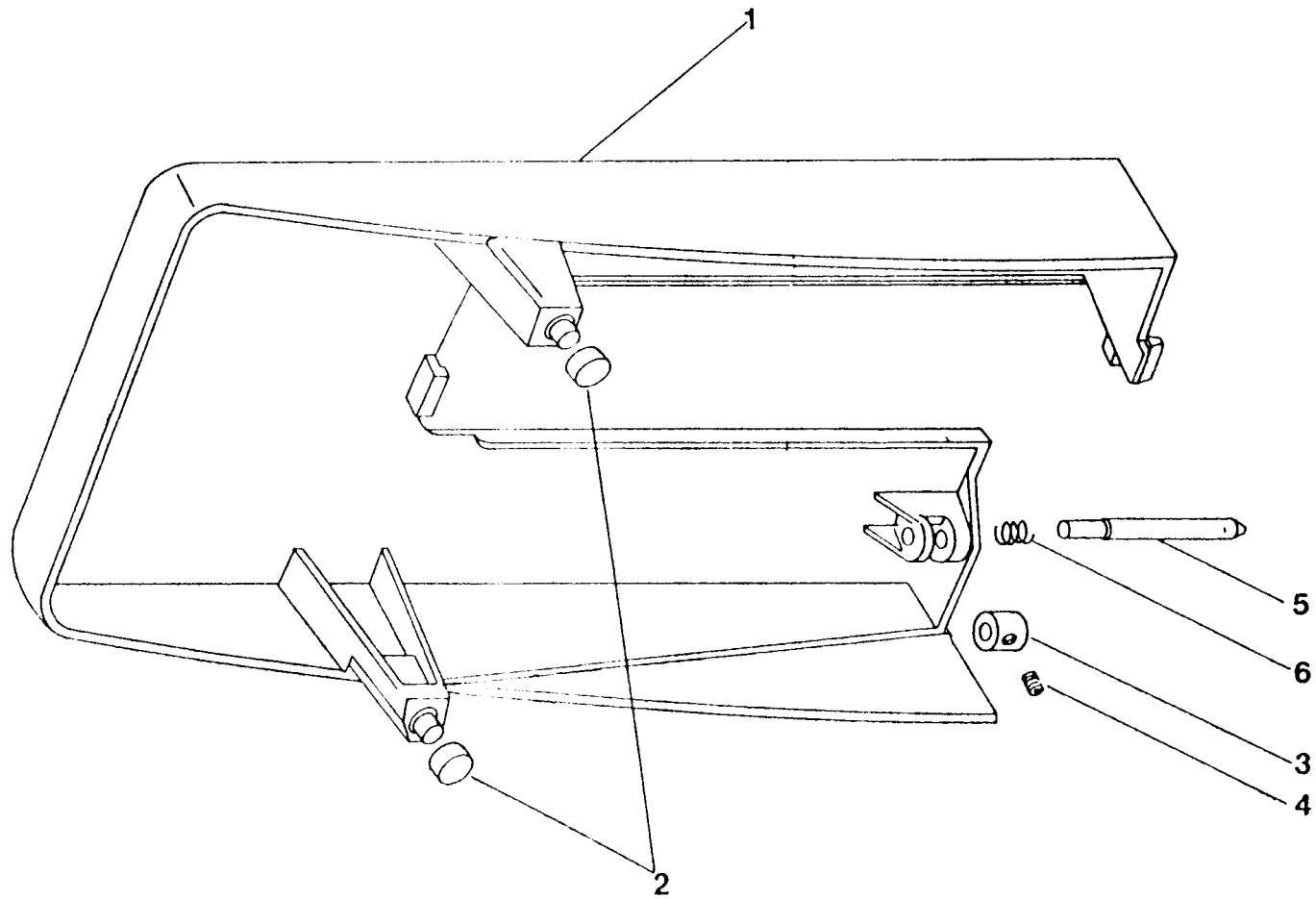
LIST OF PARTS FOR 300 SERIES MACHINES (COVERS)

SUB. ASS'Y.			ILLUS.	PART NO.	DESCRIPTION	818	824	814	813	802	807	809
1xx	2xx	1xx	REF.			NO.	838	844	834	833	822	827
				1	051045-451	Machine Hinge Connection Set Screw	X	X	X	X	X	X
				2	310776-000	Bed Cover Plate (bottom)	X	X	X	X	X	X
				3	379511-451	Bed Cover Plate (bottom) Screw	X	X	X	X	X	X
				4	008879-702	Bed Cover Plate (bottom) Screw Thumb Nut Washer	X	X	X	X	X	X
				5	116381-000	Bed Cover Plate (bottom) Screw Thumb Nut	X	X	X	X	X	X
				6	103432-453	Bed Grommet (13, 14 varieties)	X	X	X	X	X	X
					103433-453	Bed Grommet (11, 15 varieties)	X	X	X	X	X	X
				7	312289-461	Bed Cover Plate (bottom) Support Plug	X	X	X	X	X	X
				8	103526-000	Machine Base Idler Pulley (K14, K15 varieties)	X	X	X	X	X	X
				9	103515-451	Machine Base Idler Pulley Pivot (K14, K15 varieties)	X	X	X	X	X	X
	100				103641-454	Bed Leg complete (Color-Spec. No. 3905)		X	X	X	X	X
				10	103640-454	Bed Leg (Color-Spec. No. 3905)		X	X	X	X	X
				11	507064-000	Bed Leg (back) Position Pin		X	X	X	X	X
				12	172203-000	Bed Leg (back) Cushion		X	X	X	X	X
				13	114236-451	Bed Leg (back) Cushion Screw		X	X	X	X	X
				14	379501-451	Bed Leg (back) Screw		X	X	X	X	X
				15	153334-453	Bed Cover Plate (tubular)(plastic)(Color-Spec. No. 3905)		X	X	X	X	X
				16	114233-451	Bed Cover Plate (Tubular) Screw		X	X	X	X	X
				17	153519-453	Bed Extension Locking Lever Releasing Button		X	X	X	X	X
				18	511021-000	Bed Extension Locking Lever Pivot		X	X	X	X	X
				19	172154-000	Bed Extension Locking Lever Spring		X	X	X	X	X
				20	501723-000	Bed Extension Locking Lever Screw Supporting Disc		X	X	X	X	X
				21	114235-451	Bed Extension Locking Lever Pivot Screw		X	X	X	X	X
				22	511018-000	Bed Extension Locking Lever		X	X	X	X	X
				23	172203-000	Bed Cushion		X	X	X	X	X
				24	114236-451	Bed Cushion Screw		X	X	X	X	X
				25	008879-702	Bed Cover Plate (bottom) Washer (felt)		X	X	X	X	X
				26	379507-451	Bed Cover Plate (bottom) Screw		X	X	X	X	X
				27	311943-000	Bed Cover Plate (bottom)		X	X	X	X	X
				28	114254-451	Bed End Cover Plate Screw		X	X	X	X	X
				29	310777-453	Bed End Cover Plate (Color-Spec. No. 3905)		X	X	X	X	X
				30	311938-000	Belt Tension Pulley	X	X	X	X	X	X
				31	354516-451	Belt Tension Pulley Adjusting Screw	X	X	X	X	X	X
				32	114300-451	Belt Tension Pulley Mounting Screw	X	X	X	X	X	X

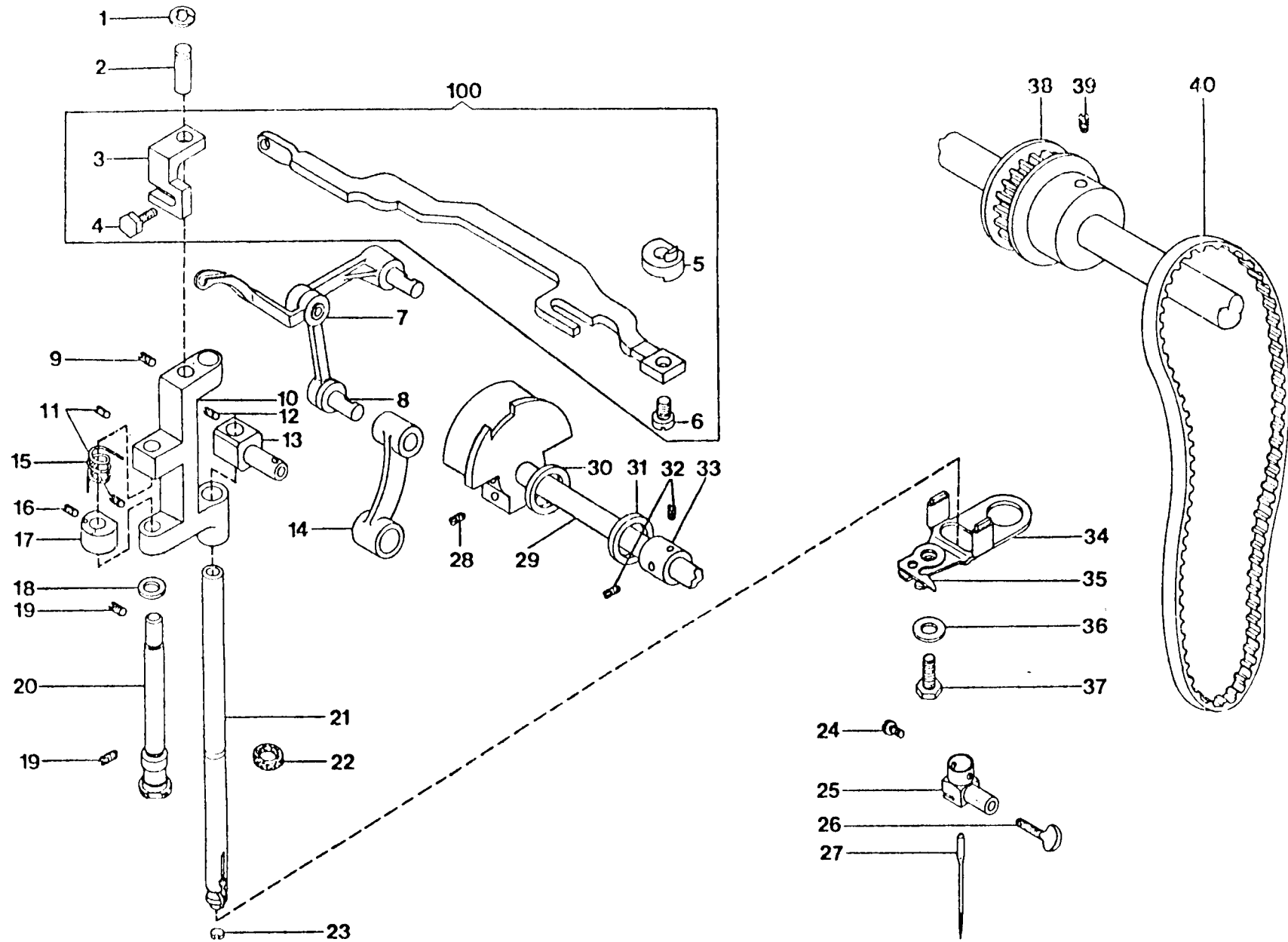
LIST OF PARTS FOR 800 SERIES MACHINES

SUB. ASS'Y.			ILLUS.	REF.	PART NO.	DESCRIPTION	818	824	814	813	802	807	809
3xx	2xx	1xx	NO.				838	844	834	833	822	827	
			✓	148415-454	Bed Extension, complete	83011021	X	X	X	X	X	X	X
			1	148414-905	Bed Extension		X	X	X	X	X	X	X
			2	148509-451	Bed Extension Cushions		X	X	X	X	X	X	X
			3	102787-000	Bed Extension Locking Lever Stud Collar		X	X	X	X	X	X	X
			4	114111-830	Bed Extension Locking Lever Stud Collar Set Screw		X	X	X	X	X	X	X
			5	148451-000	Bed Extension Locking Lever Stud		X	X	X	X	X	X	X
			6	148452-000	Bed Extension Locking Lever Stud Spring		X	X	X	X	X	X	X

800 SERIES MACHINES (COVERS)



800 SERIES MACHINES (NEEDLE BAR/ARM SHAFT)



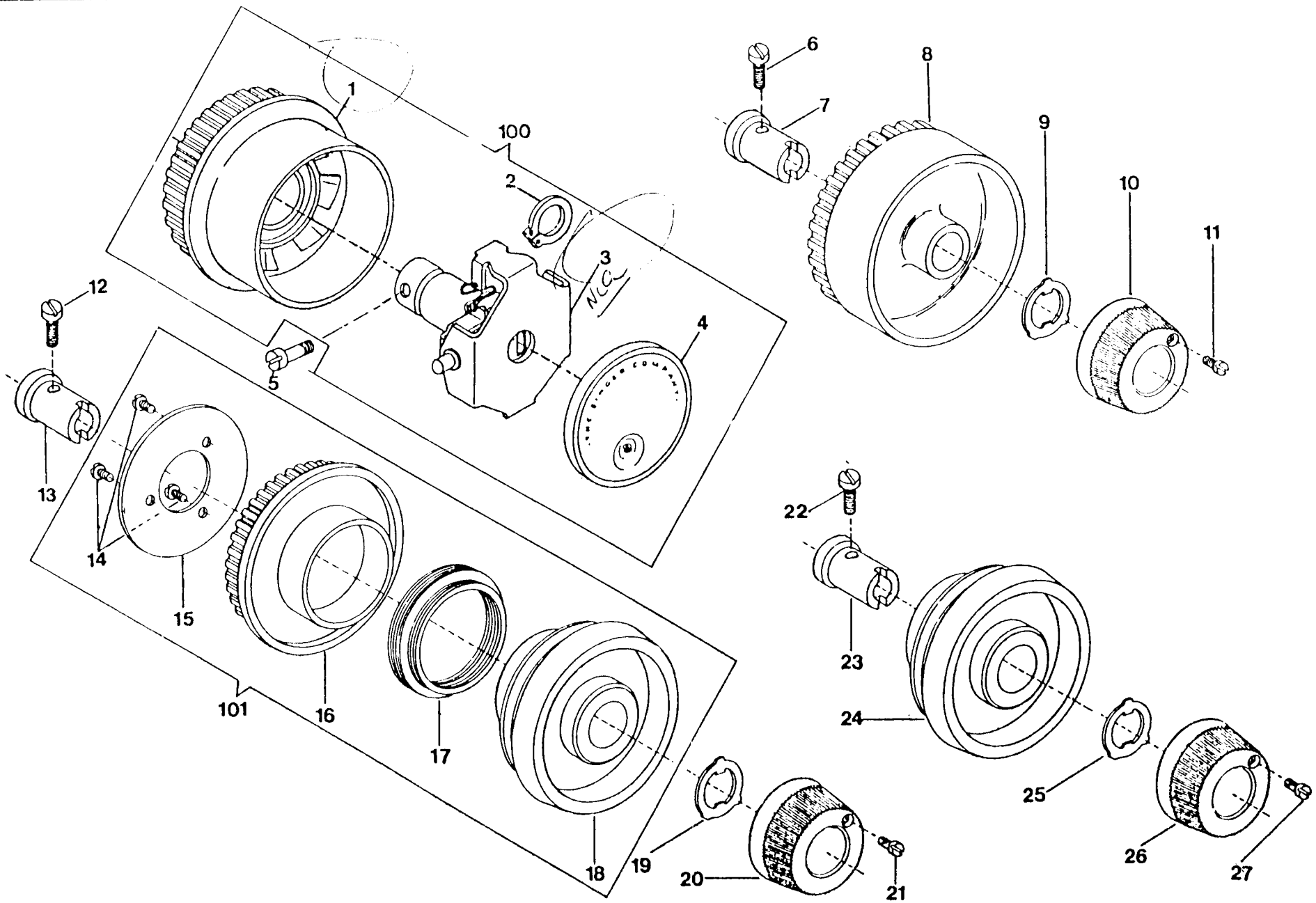
LIST OF PARTS FOR 800 SERIES MACHINES (NEEDLE BAR/ARM SHAFT)

SUB. ASS'Y.			ILLUS.	REF.	PART NO.	DESCRIPTION	818	824	814	813	802	807	809	
3xx	2xx	1xx	NO.				838	844	834	833	822	827		
					1	44784	Needle Bar Rocker Bracket Hinge Pin Retaining Ring	X	X	X	X	X	X	X
					2	312138	Needle Bar Rocker Bracket Hinge Pin	X	X	X	X	X	X	X
		100				312139	Needle Bar Rocker Driving Arm Assembly	X	X	X	X	X	X	X
					3	312137	Needle Bar Rocker Bracket	X	X	X	X	X	X	X
					4	114281-451	Needle Bar Rocker Driving Arm Clamping Screw	X	X	X	X	X	X	X
					5	310757	Needle Bar Rocker Driving Arm Follower	X	X	X	X	X	X	X
					6	114147-452	Needle Bar Rocker Driving Arm Follower Screw	X	X	X	X	X	X	X
					7	311831	Thread Take-up Lever	X	X	X	X	X	X	X
					8	311830	Thread Take-up Lever Crank	X	X	X	X	X	X	X
					9	354514-451	Needle Bar Set Screw							X
					10	311948	Needle Bar Rocker	X	X	X	X	X	X	X
						312231-000	Needle Bar Rocker with Set Screw							X
					11	354244-451	Needle Bar Rocker Collar Set Screw							X
					12	1258-830	Needle Bar Clamping Screw	X	X	X	X	X	X	X
					13	311823	Needle Bar Connecting Stud	X	X	X	X	X	X	X
					14	311998	Needle Bar Connecting Link	X	X	X	X	X	X	X
					15	179573	Needle Bar Rocker Tension Spring	X	X	X	X	X	X	X
					15	50150-830	Needle Bar Rocker Collar Set Screw	X	X	X	X	X	X	X
					17	179567	Needle Bar Rocker Collar with 050150-830	X	X	X	X	X	X	X
					13	179574	Needle Bar Rocker Thrust Washer	X	X	X	X	X	X	X
					13	140321-830	Needle Bar Rocker Eccentric Hinge Stud Set Screw	X	X	X	X	X	X	X
					20	99071	Needle Bar Rocker Eccentric Hinge Stud	X	X	X	X	X	X	X
					21	311808	Needle Bar	X	X	X	X	X	X	X
					22	116222	Needle Bar Oil Retainer Washer (felt)	X	X	X	X	X	X	X
					23	102523	Needle Bar Gib	X	X	X	X	X	X	X
					24	354515-451	Needle Clamp and Needle Stop Screw	X	X	X	X	X	X	X
					25	310847	Needle Clamp Body	X	X	X	X	X	X	X
					25	140751-851	Needle Thumb Screw	X	X	X	X	X	X	X
					27		Needle (Cat. 2020 Size 14 (15x1))	X	X	X	X	X	X	X
					23	354531-451	Thread Take-up Crank Set Screw	X	X	X	X	X	X	X
					29	311904	Arm Shaft (horizontal)	X	X	X	X	X	X	X
					30	163990	Needle Bar Crank Thrust Washer	X	X	X	X	X	X	X
					31	163990	Arm Shaft (horizontal) Collar Thrust Washer (plastic)	X	X	X	X	X	X	X
					32	114024-453	Arm Shaft (horizontal) Collar Set Screw	X	X	X	X	X	X	X
					33	103310	Arm Shaft (horizontal) Collar with two 114024-453	X	X	X	X	X	X	X
					34	311926	Needle Bar Stop and Thread Guide	X	X	X	X	X	X	X
					35	510915	Needle Bar Stop and Thread Guide Plate	X	X	X	X	X	X	X
					36	23258	Needle Bar Stop and Thread Guide Screw Washer	X	X	X	X	X	X	X
					37	114019-451	Needle Bar Stop and Thread Guide Screw	X	X	X	X	X	X	X
					38	116356	Arm Shaft (horizontal) Belt Drive Pulley with 1258-830	X	X	X	X	X	X	X
					39	1258-830	Arm Shaft (horizontal) Belt Drive Pulley Set Screw	X	X	X	X	X	X	X
					40	153343	Belt	X	X	X	X	X	X	X

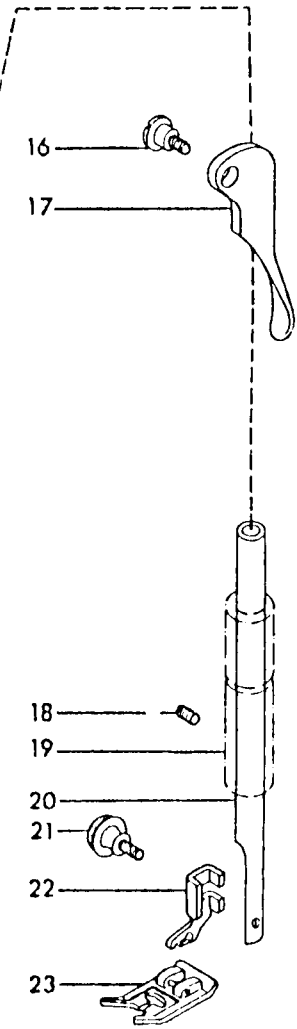
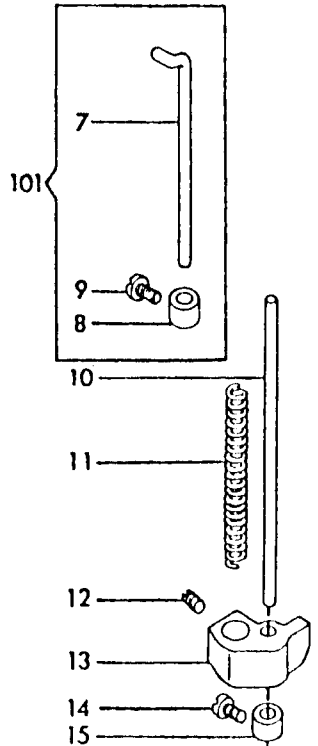
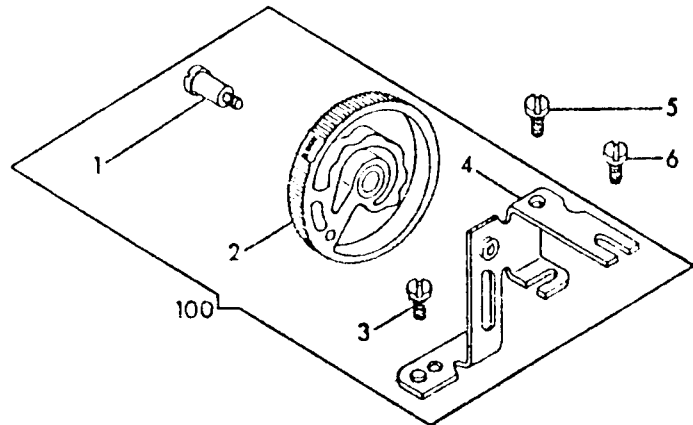
LIST OF PARTS FOR 800 SERIES MACHINES (HAND WHEELS)

SUB. ASS'Y.			ILLUS.	REF.	PART NO.	DESCRIPTION	818	824	814	813	802	807	809
3xx	2xx	1xx	NO.				838	844	834	833	822	827	
		100			312242-452	Hand Wheel Assembly	X	X	X	X	X		
			1		310858-932	Hand Wheel (plastic)(Color-Spec. No. 3905)	X	X	X	X	X		
			2		319563	Hand Wheel Retaining Ring	X	X	X	X	X		
			3		10001	Hand Wheel Disengaging Clutch Mechanism <i>103881</i>	X	X	X	X	X		
			4		312240-451	Hand Wheel Disengaging Clutch Plate Cover (Color-Spec. No. 3905)	X	X	X	X	X		
			5		139983-452	Hand Wheel Disengaging Clutch Bushing Screw	X	X	X	X	X		
			6		139983-452	Hand Wheel Disengaging Clutch Bushing Screw				X	X	X	X
			7		312076-000	Clamp Stop Motion Flanged Bushing				X	X	X	X
			8		310779-453	Hand Wheel (Color-Spec. No. 3905)				X	X	X	X
			9		081552-000	Clamp Stop Motion Clamp Washer				X	X	X	X
			10		153977-456	Clamp Stop Motion Clamp Screw				X	X	X	X
			11		000248-829	Clamp Stop Motion Clamp Stop Screw				X	X	X	X
			12		139983-452	Hand Wheel Disengaging Clutch Bushing Screw	X	X	X	X	X	X	X
			13		312076-000	Clamp Stop Motion Flanged Bushing	X	X	X	X	X	X	X
		101			116099-453	Hand Wheel Assembly	X	X	X	X	X	X	X
			14		109915-819	Hand Wheel Bobbin Winder Driving Plate Screw	X	X	X	X	X	X	X
			15		153734-000	Hand Wheel Bobbin Winder Driving Plate	X	X	X	X	X	X	X
			16		116097-000	Hand Wheel (motor section)	X	X	X	X	X	X	X
			17		511388-000	Hand Wheel Clutch Spring	X	X	X	X	X	X	X
			18		116098-453	Hand Wheel (treadle section)	X	X	X	X	X	X	X
			19		081552-000	Clamp Stop Motion Clamp Washer	X	X	X	X	X	X	X
			20		153977-456	Clamp Stop Motion Clamp Screw	X	X	X	X	X	X	X
			21		000248-829	Clamp Stop Motion Clamp Stop Screw	X	X	X	X	X	X	X
			22		139983-452	Hand Wheel Disengaging Clutch Bushing Screw	X	X	X	X	X	X	X
			23		312075-000	Clamp Stop Motion Flanged Bushing	X	X	X	X	X	X	X
			24		311805-451	Hand Wheel (treadle section)	X	X	X	X	X	X	X
			25		081552-000	Clamp Stop Motion Clamp Washer	X	X	X	X	X	X	X
			26		153977-456	Clamp Stop Motion Clamp Screw	X	X	X	X	X	X	X
			27		000248-829	Clamp Stop Motion Clamp Stop Screw	X	X	X	X	X	X	X

800 SERIES MACHINES (HAND WHEEL)



800 SERIES MACHINES (PRESSER BAR)



LIST OF PARTS FOR 800 SERIES MACHINES (PRESSER BAR)

SUB. ASS'Y.			ILLUS.	REF.	PART NO.	DESCRIPTION	818	824	814	813	802	807	809
3xx	2xx	1xx	NO.				838	844	834	833	822	827	
		100			153864-454	Presser Bar Pressure Regulating Knob Assembly (Color-Spec. No. 3905)	X	X	X	X	X	X	X
			1		114142-805	Presser Bar Pressure Regulating Knob Screw	X	X	X	X	X	X	X
			2		153863-454	Presser Bar Pressure Regulating Knob (Color-Spec. No. 3905)	X	X	X	X	X	X	X
			3		114151-451	Face Plate and Presser Bar Pressure Regulating Knob Bracket Holder Screw	X	X	X	X	X	X	X
			4		153653	Face Plate and Presser Bar Pressure Regulating Knob Bracket	X	X	X	X	X	X	X
			5		114152-819	Face Plate and Presser Bar Pressure Regulating Knob Bracket Screw	X	X	X	X	X	X	X
			6		139890-451	Thread Take-up Lever Link Hinge Stud Screw	X	X	X	X	X	X	X
		101			103940	Presser Bar Pressure Regulating Knob Follower Assembly	X	X	X	X	X	X	X
			7		153737	Presser Bar Pressure Regulating Knob Pin	X	X	X	X	X	X	X
			8		153843	Presser Bar Pressure Regulating Knob Follower Pin Adjusting Collar with 114240-452	X	X	X	X	X	X	X
			9		114240-452	Presser Bar Pressure Regulating Knob Follower Pin Adjusting Collar Screw	X	X	X	X	X	X	X
			10		153560	Tension Releasing Pin	X	X	X	X	X	X	X
			11		103281	Presser Bar Spring	X	X	X	X	X	X	X
			12		453-451	Presser Bar Guide Bracket Screw	X	X	X	X	X	X	X
			13		153361	Presser Bar Guide Bracket with 453-451	X	X	X	X	X	X	X
			14		114240-451	Tension Releasing Pin Collar Screw	X	X	X	X	X	X	X
			15		153663	Tension Releasing Pin Collar with 114240-451	X	X	X	X	X	X	X
			16		85-805	Presser Bar Lifter Hinge Screw	X	X	X	X	X	X	X
			17		310708	Presser Bar Lifter	X	X	X	X	X	X	X
			18		51045-451	Presser Bar Bushing Set Screw	X	X	X	X	X	X	X
			19		311810	Presser Bar Bushing	X	X	X	X	X	X	X
			20		102810	Presser Bar	X	X	X	X	X	X	X
			21		354135-451	Presser Foot Thumb Screw	X	X	X	X	X	X	X
			22		155964	Presser Foot Shank	X	X	X	X	X	X	X
			23		155962	Presser Foot Plate (General Purpose)	X	X	X	X	X	X	X

11-918 *

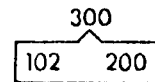
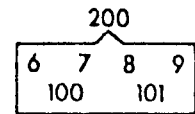
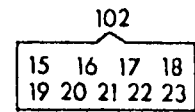
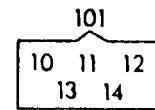
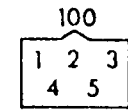
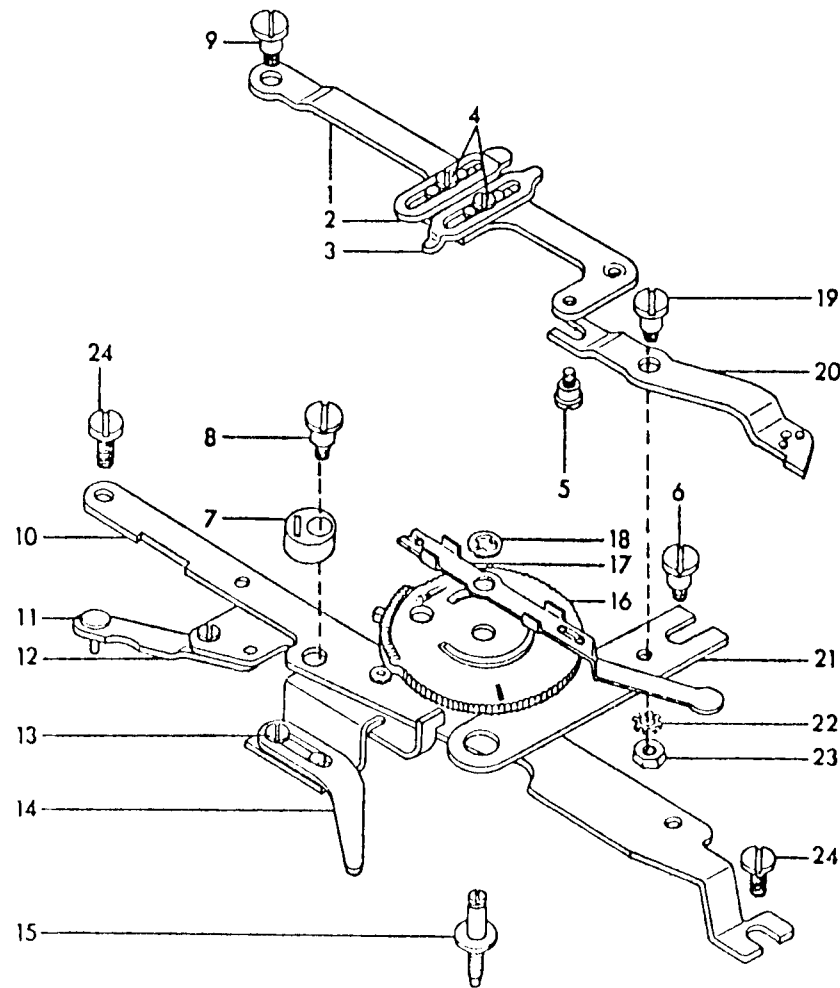
For Model 1022 - Thread Cutter is
part # 355205

not set up - see Barbara Teer
if needed.

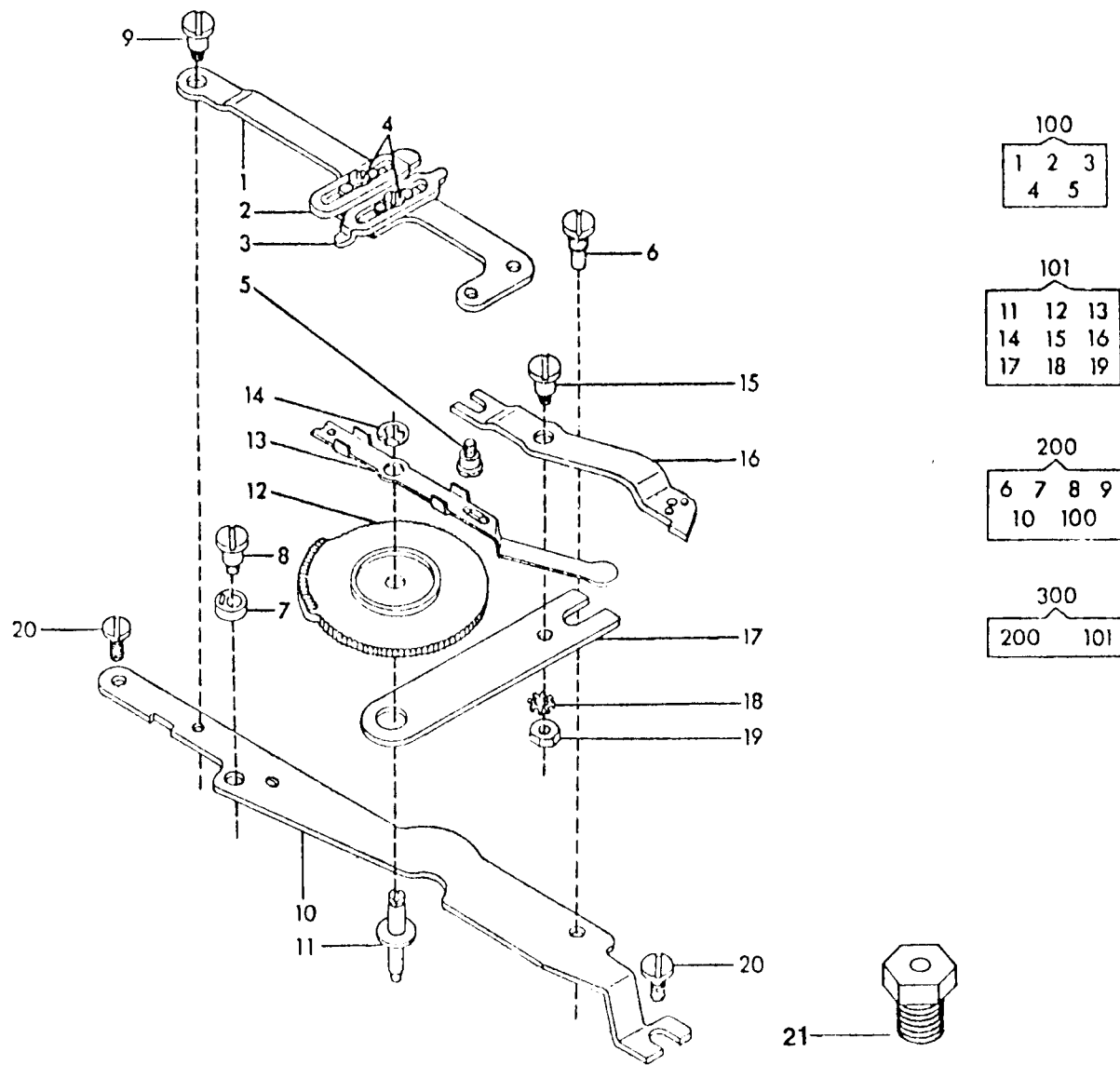
LIST OF PARTS FOR 860 SERIES MACHINES (CAM CONTROLLED FEED MECHANISM)

SUB. ASS'Y.			ILLUS.	REF.	PART NO.	DESCRIPTION	818	824	814	813	802	807	809
3xx	2xx	1xx	NO.										
							838	844	834	833	822	827	
300					312343-451	Cam Controlled Feed Mechanism Mounting Plate, complete	X	X					
	200				116341	Cam Controlled Feed Mechanism Mounting Plate	X	X					
		100			103404	Cam Controlled Feed Mechanism Feed Cam Follower Lever Assembly	X	X					
			1		153588	Cam Controlled Feed Cam Follower Lever	X	X					
			2		116309	Cam Controlled Feed Cam Follower Stop	X	X					
			3		116359	Cam Controlled Feed Cam Follower	X	X					
			4		114181-451	Cam Controlled Feed Cam Follower and Stop Screw	X	X					
			5		141973-451	Cam Controlled Feed Cam Follower Lever Driving Hinge Screw	X	X					
			6		354015-451	Cam Controlled Feed Disengaging Lever Guide Screw	X	X					
			7		103976	Cam Controlled Feed Cam Follower Lever Stop (plastic)	X	X					
			8		114295-451	Cam Controlled Feed Cam Follower Stop Lever (plastic) Screw	X	X					
			9		310734-451	Cam Controlled Feed Cam Follower Lever Hinge Screw Stud	X	X					
		101			116338	Cam Controlled Feed Mechanism Mounting Plate Assembly	X	X					
			10		116337	Cam Controlled Feed Mechanism Mounting Plate	X	X					
			11		354133-451	Disc Release Disengaging Lever Bracket Connection Extension Screw	X	X					
			12		310845	Disc Release Disengaging Lever Bracket Connection Extension	X	X					
			13		114241-451	Disc Release Disengaging Lever Screw	X	X					
			14		310842	Disc Release Disengaging Lever	X	X					
		102			312045-451	Cam Controlled Feed Disengaging Lever	X	X					
			15		116346	Cam Controlled Feed Dial Shaft	X	X					
			16		312043-451	Cam Controlled Feed Dial (plastic)(Color-Spec. No. 3905)	X	X					
			17		153787	Cam Controlled Feed Dial Position Spring	X	X					
			18		151576	Cam Controlled Feed Dial Position Spring Retainer	X	X					
			19		139903-451	Cam Controlled Feed Regulator Bracket Driving Arm Hinge Screw	X	X					
			20		153589	Cam Controlled Feed Regulator Bracket Driving Arm	X	X					
			21		153788	Cam Controlled Feed Disengaging Lever	X	X					
			22		99585	Cam Controlled Feed Regulator Bracket Driving Arm Hinge Screw Lock Washer	X	X					
			23		1698-819	Cam Controlled Feed Regulator Bracket Driving Arm Hinge Screw Nut	X	X					
			24		139960-451	Cam Controlled Feed Mechanism Mounting Plate Screw	X	X					

800 SERIES MACHINES (CAM CONTROLLED FEED MECHANISM)



800 SERIES MACHINES (CAM CONTROLLED FEED MECHANISM)



100		
1	2	3
4	5	

101		
11	12	13
14	15	16
17	18	19

200			
6	7	8	9
10	100		

300	
200	101

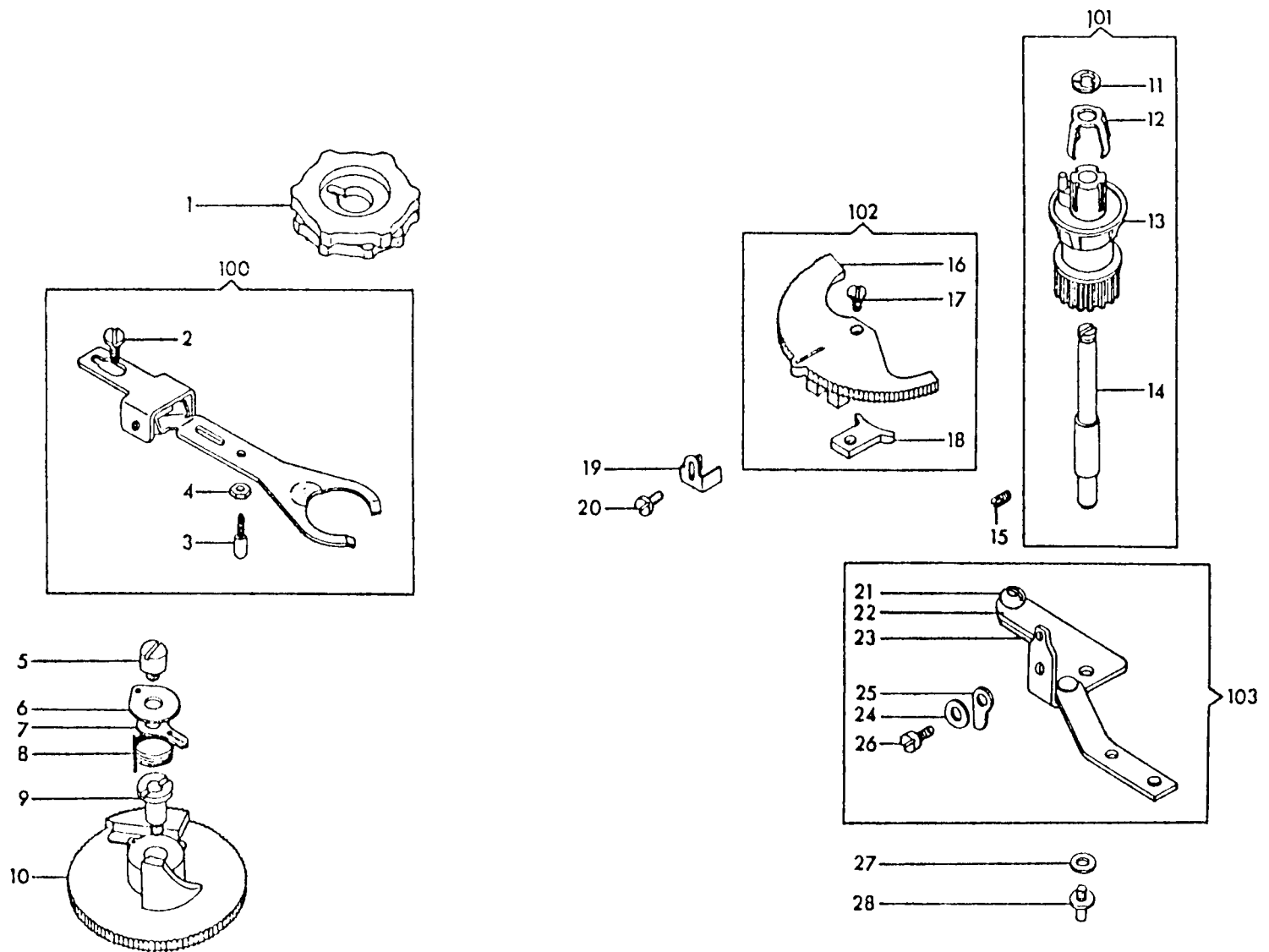
LIST OF PARTS FOR 800 SERIES MACHINES (CAM CONTROLLED FEED MECHANISM)

SUB. ASS'Y.			ILLUS.	REF.	PART NO.	DESCRIPTION	818	824	814	813	802	807	809
3xx	2xx	1xx	NO.				838	844	834	833	822	827	
300					312344-451	Cam Controlled Feed Mechanism Mounting Plate, complete		X	X	X	X		
					312345-451	Cam Controlled Feed Mechanism Mounting Plate, complete					X	X	
	200				116339	Cam Controlled Feed Mechanism Mounting Plate		X	X	X	X		
					116340	Cam Controlled Feed Mechanism Mounting Plate					X	X	
		100			103404	Cam Controlled Feed Cam Follower Lever Assembly		X	X	X	X		
					103566	Cam Controlled Feed Cam Follower Lever Assembly					X	X	
			1		153588	Cam Controlled Feed Follower Lever		X	X	X	X	X	
			2		116309	Cam Controlled Feed Cam Follower Stop		X	X	X	X	X	
			3		116359	Cam Controlled Feed Cam Follower		X	X	X	X		
					103559	Cam Controlled Feed Cam Follower					X	X	
			4		114181-451	Cam Controlled Feed Cam Follower and Stop Screw		X	X	X	X	X	
			5		141973-451	Cam Controlled Feed Cam Follower Lever Driving Hinge Screw		X	X	X	X	X	
			6		345015-451	Cam Controlled Feed Disengaging Lever Guide Screw		X	X	X	X	X	
			7		103976	Cam Controlled Feed Cam Follower Lever Stop (plastic)		X	X	X	X	X	
			8		114295-451	Cam Controlled Feed Cam Follower Lever Stop (plastic) Screw		X	X	X	X	X	
			9		310734-451	Cam Controlled Feed Cam Follower Lever Hinge Screw		X	X	X	X	X	
			10		116337	Cam Controlled Feed Mechanism Mounting Plate		X	X	X	X	X	
		101			312045-451	Cam Controlled Feed Disengaging Lever		X	X	X	X	X	
			11		116346	Cam Controlled Feed Dial Shaft		X	X	X	X	X	
			12		312043-451	Cam Controlled Feed Dial (plastic)(Color-Spec. No. 3905)		X	X	X	X	X	
			13		153787	Cam Controlled Feed Dial Position Spring		X	X	X	X	X	
			14		151576	Cam Controlled Feed Dial Position Spring Retainer		X	X	X	X	X	
			15		139903-451	Cam Controlled Feed Regulator Bracket Driving Arm Hinge Screw		X	X	X	X	X	
			16		153589	Cam Controlled Feed Regulator Bracket Driving Arm		X	X	X	X	X	
			17		153788	Cam Controlled Feed Disengaging Lever		X	X	X	X	X	
			18		99585	Cam Controlled Feed Regulator Bracket Driving Arm Hinge Screw Lock Washer							
			19		1698-819	Cam Controlled Feed Regulator Bracket Driving Arm Hinge Screw Nut		X	X	X	X	X	
			20		139960-451	Cam Controlled Feed Mechanism Mounting Plate Screw		X	X	X	X	X	
			21		312088-000	Cam Controlled Feed Mechanism Mounting Plate Adaptor					X	X	

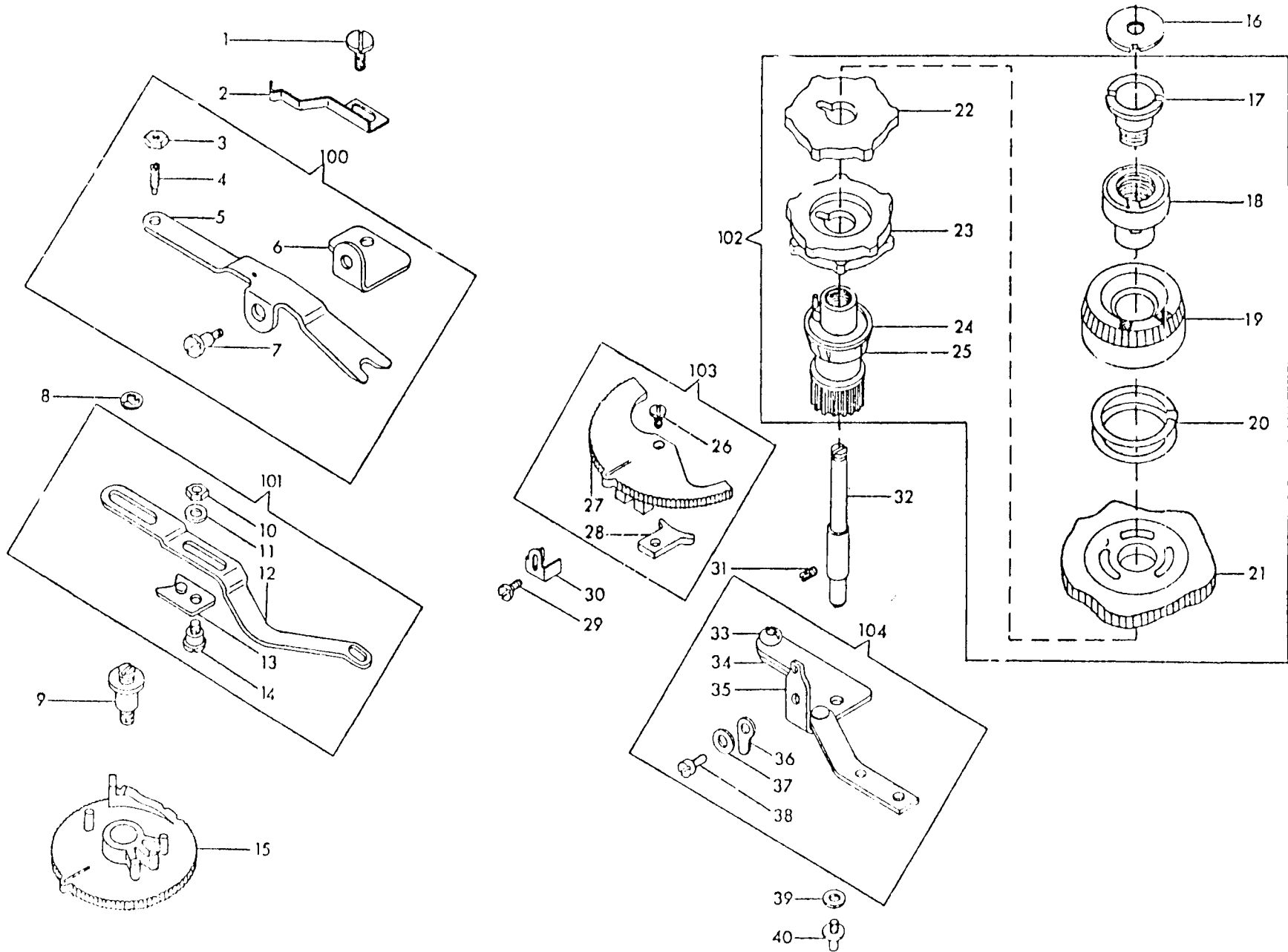
LIST OF PARTS FOR 800 SERIES MACHINES (CAM STACK AND DISC RELEASE MECHANISM)

SUB. ASS'Y.			ILLUS.	REF.	PART NO.	DESCRIPTION	818	824	814	813	802	807	809
3xx	2xx	1xx	NO.										
				1	153828	Disc (double) No. 201	X	X					
				2	139960-451	Disc Releasing Lever Bracket Hinge Pin	X	X					
		100			103705	Disc Releasing Lever with 116064-451 and 116159-451	X	X					
				3	116064-451	Disc Releasing Lever Follower Screw (adjustable)	X	X					
				4	116159-451	Disc Releasing Lever Follower Screw Nut	X	X					
				5	114297-452	Disc Releasing Lever Guide Stud	X	X					
				6	310936	Disc Releasing Dial Return Spring Retaining Plate	X	X					
				7	103818	Disc Releasing Dial Detent Spring	X	X					
				8	310837	Disc Releasing Dial Return Spring	X	X					
				9	354127-451	Disc Releasing Dial Hinge Screw	X	X					
				10	310843-001	Disc Releasing Dial (Color-Spec. No. 3905)	X	X					
		101			153813	Disc Driving Gear Assembly	X	X					
				11	151576	Disc Retaining Spring Retainer	X	X					
				12	153644	Disc Retaining Spring	X	X					
				13	153640	Disc Driving Gear	X	X					
				14	153908	Bight Amplitude Control Dial and Disc Driving Gear Shaft	X	X					
				15	51045-451	Bight Amplitude Control Dial and Disc Driving Gear Shaft Set Screw	X	X					
		102			312228-451	Bight Amplitude Control Dial Assembly (Color-Spec. No. 3905)	X	X					
				16	312227-451	Bight Amplitude Control Dial (Color-Spec. No. 3905)	X	X					
				17	114241-451	Bight Amplitude Control Dial Stabilizer Screw	X	X					
				18	153844	Bight Amplitude Control Dial Stabilizer	X	X					
				19	103731	Bight Amplitude Control Dial Bridge Washer	X	X					
				20	114241-451	Bight Amplitude Control Dial Bracket Stop Screw	X	X					
		103			116094	Bight Amplitude Control Dial Bracket Assembly	X	X					
				21	103882	Needle Bar Rocker Driving Arm Position Stud	X	X					
				22	116093	Bight Amplitude Control Dial Bracket	X	X					
				23	103883	Bight Amplitude Control Dial Bracket Clamping Plate	X	X					
				24	22431	Bight Amplitude Control Dial Bracket Stop Screw Friction Washer	X	X					
				25	153849	Bight Amplitude Control Dial Bracket Stop	X	X					
				26	114241-451	Bight Amplitude Control Dial Bracket Stop Screw	X	X					
				27	102475	Bight Amplitude Control Dial and Disc Driving Gear Shaft Screw Stud (adj) Friction Washer	X	X					
				28	141978-451	Bight Amplitude Control Dial Bracket Adjusting Screw	X	X					

800 SERIES MACHINES (CAM STACK AND DISC RELEASE MECHANISM)



800 SERIES MACHINES (CAM STACK AND DISC SELECTOR)



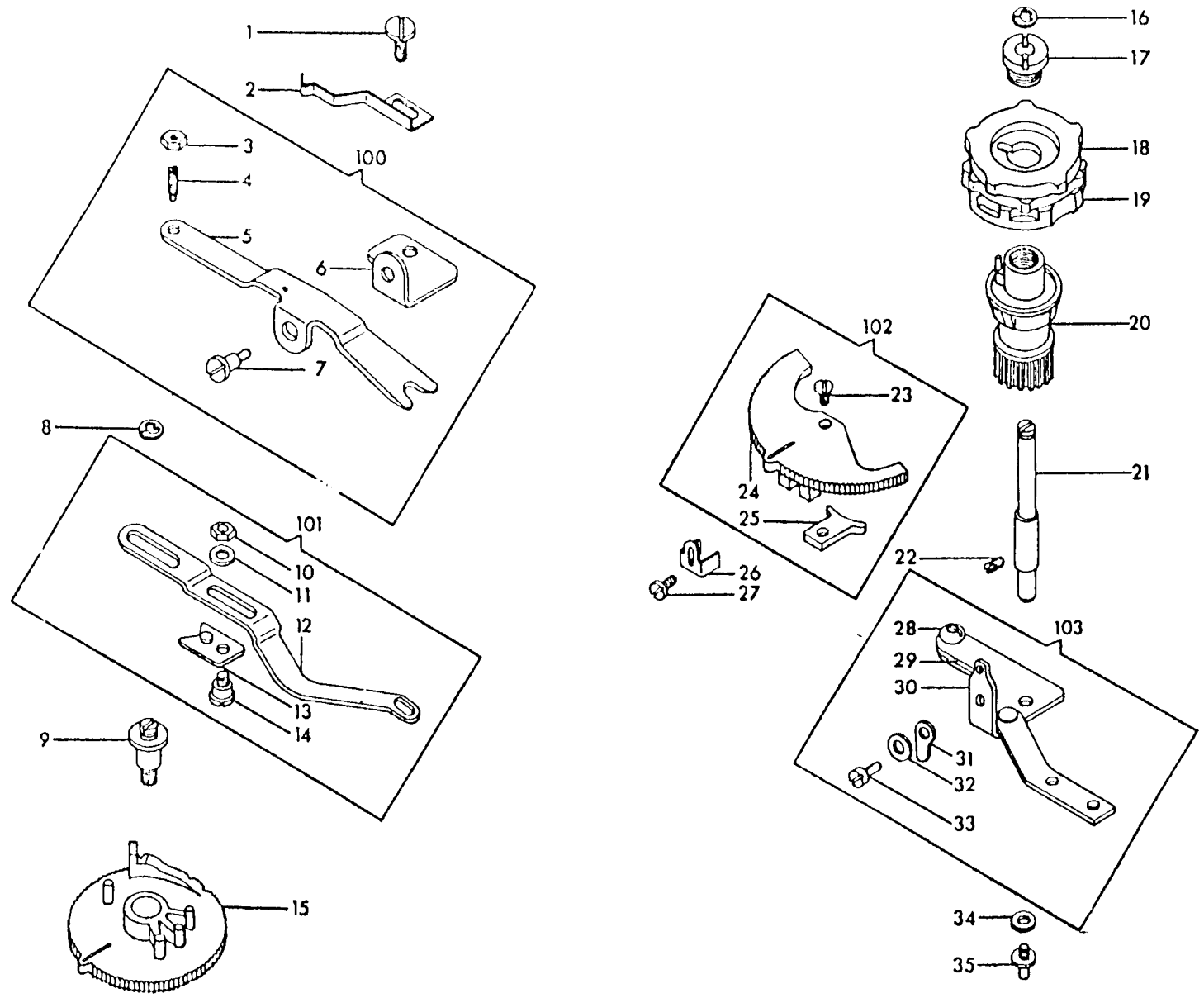
LIST OF PARTS FOR 800 SERIES MACHINES (CAM STACK AND DISC SELECTOR)

SUB. ASS'Y.			ILLUS.	PART NO.	DESCRIPTION	818	824	814	813	802	807	809
3xx	2xx	1xx	REF. NO.			838	844	834	833	822	827	
				1 133960-451	Disc Selector Rocker Arm Mounting Bracket Screw		X	X				
				2 310879	Disc Selector Dial Positioning Spring		X	X				
		100		103754	Disc Selector Rocker Arm Assembly		X	X				
				3 116159-451	Disc Selector Rocker Arm Follower Screw (adjustable) Nut		X	X				
				4 116069-451	Disc Selector Rocker Arm Follower Screw (adjustable)		X	X				
				5 153598	Disc Selector Rocker Arm		X	X				
				6 153599	Disc Selector Rocker Arm Mounting Bracket		X	X				
				7 114228-451	Disc Selector Rocker Arm Hinge Screw		X	X				
				8 511213	Disc Follower Disengaging Lever Retaining Ring		X	X				
				9 141975-451	Disc Selector Dial and Disc Follower Disengaging Lever Hinge Screw		X	X				
		101		103755	Disc Follower Disengaging Lever		X	X				
				10 116159-451	Disc Follower Disengaging Lever Adjusting Plate Screw Nut		X	X				
				11 310814	Disc Follower Disengaging Lever Adjusting Plate Screw Nut Washer		X	X				
				12 153595	Disc Follower Disengaging Lever		X	X				
				13 310764	Disc Follower Disengaging Lever Adjusting Plate		X	X				
				14 354112-451	Disc Follower Disengaging Lever Adjusting Plate Screw		X	X				
				15 312248-451	Disc Selector Dial (Color-Spec. No. 3905)		X	X				
				16 116114-451	Phasing Cam Actuator Decal		X	X				
		102		116146-424	Phasing Cam, complete		X	X				
				17 379502-451	Phasing Cam Positioning Bushing Screw		X	X				
				18 116110	Phasing Cam Positioning Bush		X	X				
				19 116113-451	Phasing Cam Actuator		X	X				
				20 116112	Phasing Cam Retaining Spring		X	X				
				21 116111	Phasing Cam		X	X				
				22 276302	Disc for Multi Zig-Zag Stitch		X	X				
				23 103744	Disc (double) for Zig-Zag and Blindstitch		X	X				
				24 116108	Disc Driving Gear		X	X				
				25 116109	Disc Driving Gear Retainer		X	X				
		103		312228-451	Eight Amplitude Control Dial Assembly (Color-Spec. No. 3905)		X	X				
				26 114241-451	Eight Amplitude Control Dial Stabilizer Screw		X	X				
				27 312227-451	Eight Amplitude Control Dial (Color-Spec. No. 3905)		X	X				
				28 153844-000	Eight Amplitude Control Dial Stabilizer		X	X				
				29 103731	Eight Amplitude Control Dial Bridge Washer		X	X				
				30 114241-451	Eight Amplitude Control Dial Mounting Screw		X	X				
				31 51045-451	Eight Amplitude Control Dial and Disc Driving Gear Shaft Set Screw		X	X				
				32 153908	Eight Amplitude Control Dial and Disc Driving Gear Shaft		X	X				
		104		116094	Eight Amplitude Control Dial Bracket		X	X				
				33 103882	Needle Bar Rocker Driving Arm Position Stud		X	X				
				34 116093	Eight Amplitude Control Dial Bracket		X	X				
				35 103883	Eight Amplitude Control Dial Bracket Clamping Plate (adjustable)		X	X				
				36 153849	Eight Amplitude Control Dial Bracket Stop		X	X				
				37 22431	Eight Amplitude Control Dial Bracket Stop Screw Friction Washer		X	X				
				38 114241-451	Eight Amplitude Control Dial Bracket Stop Screw		X	X				
				39 102475	Eight Amplitude Control Dial and Disc Driving Gear Shaft Screw Stud (adjustable) Friction Washer		X	X				
				40 141978-451	Eight Amplitude Control Dial Bracket Adjusting Screw		X	X				

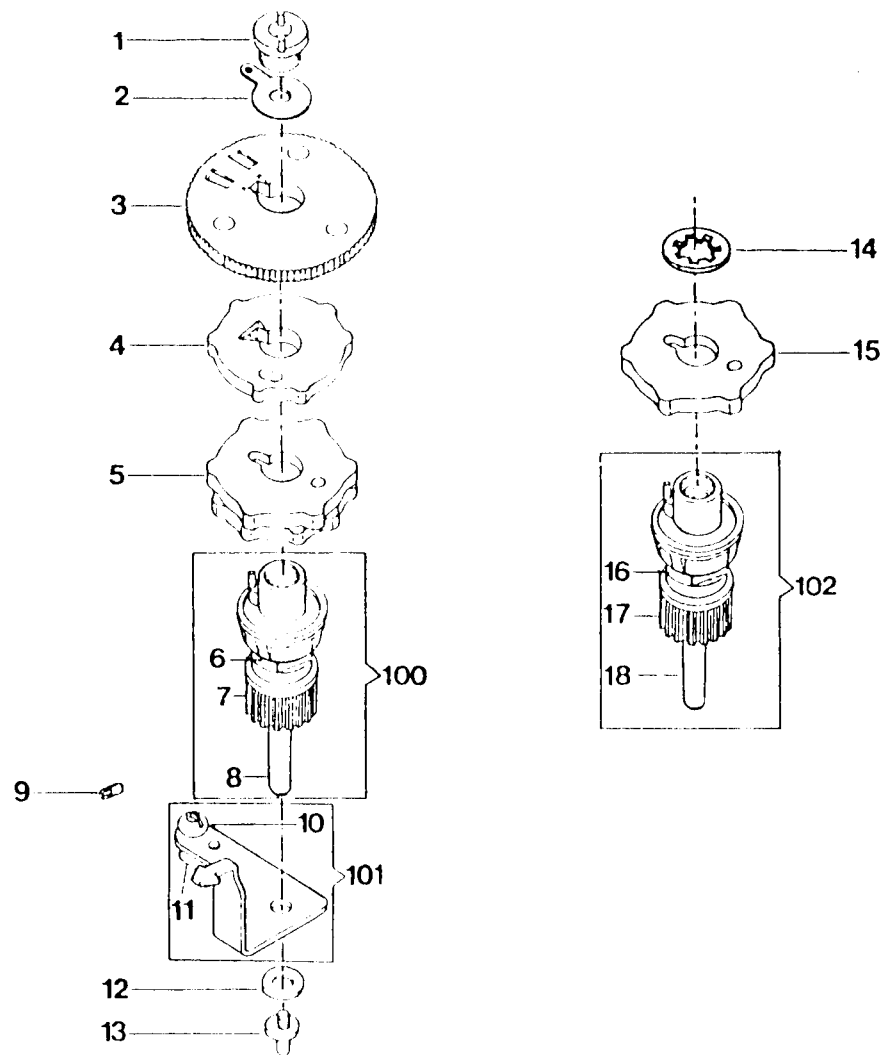
LIST OF PARTS FOR 800 SERIES MACHINES (CAM STACK AND DISC SELECTOR)

SUB. ASS'Y.			ILLUS.	REF.	PART NO.	DESCRIPTION	818	824	814	813	802	807	809
3xx	2xx	1xx	NO.				838	844	834	833	822	827	
				1	133960-451	Disc Selector Rocker Arm Mounting Bracket Screw			X	X			
				2	310897	Disc Selector Dial Positioning Spring			X	X			
		100			103754	Disc Selector Rocker Arm Assembly			X	X			
				3	116159-451	Disc Selector Rocker Arm Follower Screw (adjustable) Nut			X	X			
				4	116069-451	Disc Selector Rocker Arm Follower Screw (adjustable)			X	X			
				5	153598	Disc Selector Rocker Arm			X	X			
				6	153599	Disc Selector Rocker Arm Mounting Bracket			X	X			
				7	114228-451	Disc Selector Rocker Arm Hinge Screw			X	X			
				8	511213	Disc Follower Disengaging Lever Retaining Ring			X	X			
				9	141975-451	Disc Selector Dial and Disc Follower Disengaging Lever Hinge Screw			X	X			
		101			103755	Disc Follower Disengaging Lever			X	X			
				10	116159-451	Disc Follower Disengaging Lever Adjusting Plate Screw Nut			X	X			
				11	310814	Disc Follower Disengaging Lever Adjusting Plate Screw Nut Washer			X	X			
				12	153595	Disc Follower Disengaging Lever			X	X			
				13	310764	Disc Follower Disengaging Lever Adjusting Plate			X	X			
				14	354412-451	Disc Follower Disengaging Lever Adjusting Plate Screw			X	X			
				15	312248-451	Disc Selector Dial (Color-Spec. No. 39C5)			X	X			
				16	151576	Disc Driving Gear Retainer			X	X			
				17	114199-451	Disc Clamping Screw			X	X			
				18	153829	Disc (double) No. 202			X	X			
				19	103744	Disc (double) Zig-Zag and Blindstitch			X	X			
				20	103743	Disc Driving Gear			X	X			
				21	153908	Bight Amplitude Control Dial and Disc Driving Gear Shaft			X	X			
				22	51045-451	Bight Amplitude Control Dial and Disc Driving Gear Shaft Set Screw			X	X			
		102			312228-451	Bight Amplitude Control Dial Assembly (Color-Spec. No. 3905)			X	X			
				23	114241-451	Bight Amplitude Control Dial Stabilizer Screw			X	X			
				24	312227-451	Bight Amplitude Control Dial (Color-Spec. No. 3905)			X	X			
				25	153844	Bight Amplitude Control Dial Stabilizer			X	X			
				26	103731	Bight Amplitude Control Dial Bridge Washer			X	X			
				27	114241-451	Bight Amplitude Control Dial Mounting Screw			X	X			
		103			116094	Bight Amplitude Control Dial Bracket			X	X			
				28	103882	Needle Bar Rocker Driving Arm Position Stud			X	X			
				29	116093	Bight Amplitude Control Dial Bracket			X	X			
				30	103883	Bight Amplitude Control Dial Bracket Clamping Plate (adjustable)			X	X			
				31	153849	Bight Amplitude Control Dial Bracket Stop			X	X			
				32	22431	Bight Amplitude Control Dial Bracket Stop Screw Friction Washer			X	X			
				33	114241-451	Bight Amplitude Control Dial Bracket Stop Screw			X	X			
				34	102475	Bight Amplitude Control Dial and Disc Driving Gear Shaft Screw Stud (adjustable) Friction Washer			X	X			
				35	141978-451	Bight Amplitude Control Dial Bracket Adjusting Screw			X	X			

800 SERIES MACHINES (CAM STACK AND DISC SELECTOR)



800 SERIES MACHINES (CAM STACK AND DISC SELECTOR)



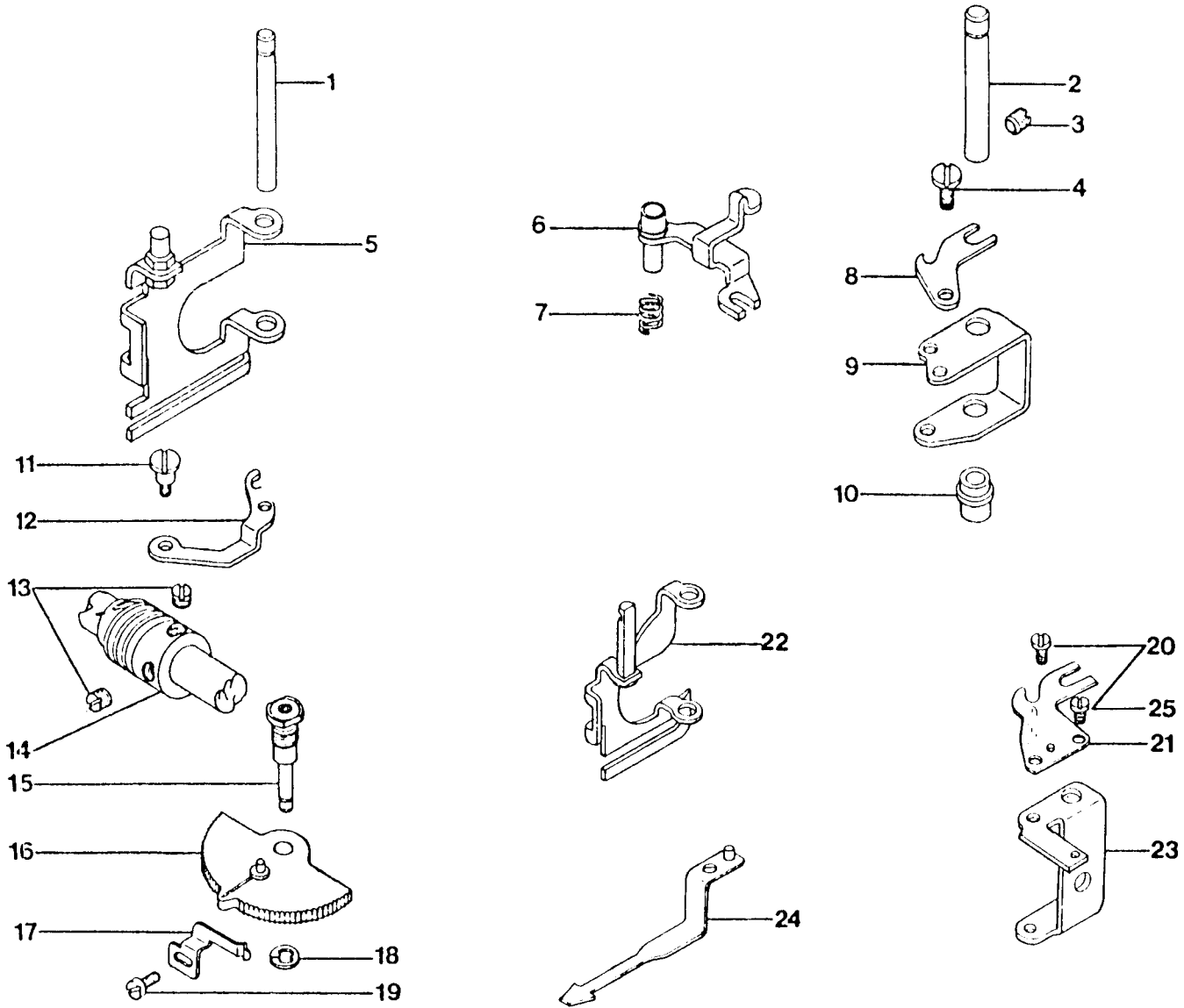
LIST OF PARTS FOR 800 SERIES MACHINES (CAM STACK AND DISC SELECTOR)

SUB. ASS'Y.			ILLUS.	REF.	PART NO.	DESCRIPTION	818	824	814	813	802	807	809
3xx	2xx	1xx	NO.										
			1	155926-000	Disc Retaining Screw Stud					X	X	X	X
			2	155924-000	Blindstitch Disc Detent Spring					X	X	X	X
			3	153296-453	Blindstitch Disc and Actuating Dial					X	X	X	X
			4	153297-000	Blindstitch Disc (intermediate)					X	X	X	X
			5	103597-000	Cam Controlled Feed and Bight Disc (double)					X	X		
				276301-000	Cam Controlled Feed and Bight Disc (double)							X	X
		100		102526-000	Disc Driving Gear, complete					X	X	X	X
			6	102427-000	Disc Driving Gear Retaining Clip					X	X	X	X
			7	102424-000	Disc Driving Gear					X	X	X	X
			8	102426-000	Bight Amplitude Control Lever and Disc Driving Gear Shaft					X	X	X	X
			9	051045-451	Bight Amplitude Control Lever and Disc Driving Gear Shaft Set Screw					X	X	X	X
		101		116090-000	Bight Amplitude Control Lever, complete					X	X	X	X
			10	179529-000	Bight Amplitude Control Lever Clamping Plate (adjustable)					X	X	X	X
			11	179564-000	Needle Bar Rocker Driving Arm Position Screw Stud					X	X	X	X
			12	102475-000	Bight Amplitude Control Lever Spring Screw Stud (adjustable) Friction Washer					X	X	X	X
			13	114068-000	Bight Amplitude Control Lever Spring Screw Stud (adjustable)					X	X	X	X
			14	179647-000	Disc Driving Gear Retaining Clip							X	X
			15	276301-000	Cam Controlled Feed and Bight Disc (double)							X	X
		102		102572-000	Disc Driving Gear, complete							X	X
			16	102427-000	Disc Driving Gear Retaining Clip							X	X
			17	102625-000	Disc Driving Gear							X	X
			18	102426-000	Bight Amplitude Control Lever and Disc Driving Gear Shaft							X	X

LIST OF PARTS FOR 800 SERIES MACHINES (STITCH WIDTH AND NEEDLE POSITION)

SUB. ASS'Y.			ILLUS.	DESCRIPTION	818	824	814	813	802	807	809
3xx	2xx	1xx	NO.		REF.	838	844	834	833	822	827
			1	103382	Bight Amplitude Bracket Hinge Pin	X	X	X	X	X	X
				179527-000	Bight Amplitude Bracket Hinge Pin				X	X	X
			2	99142	Needle Position Selector Hinge Pin	X	X	X	X	X	X
			3	51045-451	Needle Position Selector Hinge Pin Set Screw	X	X	X	X	X	X
			4	144240-451	Needle Position Selector Bracket and Bight Amplitude Bracket Retainer Screw	X	X	X	X		
			5	103946	Bight Amplitude Bracket	X	X				
				103951	Bight Amplitude Bracket			X	X	X	X
				103953-451	Bight Amplitude Bracket				X	X	X
			6	153871	Disc Follower			X	X	X	X
			7	153440	Disc Follower Spring			X	X	X	X
			8	153621	Needle Position Selector Bracket and Bight Amplitude Bracket Retainer	X	X	X	X	X	X
			9	153620	Needle Position Selector Bracket	X	X	X	X	X	X
			10	179580	Needle Position Selector Hinge Pin Collar	X	X	X	X	X	X
			11	114239-451	Needle Position Dial Connecting Link Hinge Screw	X	X	X	X	X	X
			12	153839	Needle Position Selector Bracket Adjusting Lever	X	X	X	X	X	X
			13	379508-451	Arm Shaft (horizontal) Driving Worm Gear Set Screw	X	X	X	X	X	X
			14	102426	Arm Shaft (horizontal) Driving Worm Gear with two 379508-451	X	X	X	X	X	X
			15	310723	Needle Position Dial Stud	X	X	X	X	X	X
			16	312229-451	Needle Position Dial (Color-Spec. No. 3905)	X	X	X	X	X	X
			17	153609	Needle Position Dial Position Spring	X	X	X	X	X	X
			18	148418	Needle Position Dial Retainer	X	X	X	X	X	X
			19	114151-451	Needle Position Dial Position Spring Screw	X	X	X	X	X	X
			20	140805-451	Needle Position Selector Bracket and Bight Amplitude Bracket Retaining Screw				X	X	X
			21	153449-000	Needle Position Selector Bracket and Bight Amplitude Bracket Retaining				X	X	X
			22	103949-000	Bight Amplitude Bracket				X	X	X
			23	081566-000	Needle Position Selector Bracket				X	X	X
			24	153003-000	Needle Position Selector Lever				X	X	X
			25	190805-451	Needle Position Selector Bracket and Bight Amplitude Bracket Retaining Screw				X	X	X

800 SERIES MACHINES (STITCH WIDTH AND NEEDLE POSITION)



LIST OF PARTS FOR 800 SERIES MACHINES (BUTTONHOLE MECHANISM AND FEED CONTROL MECHANISM)

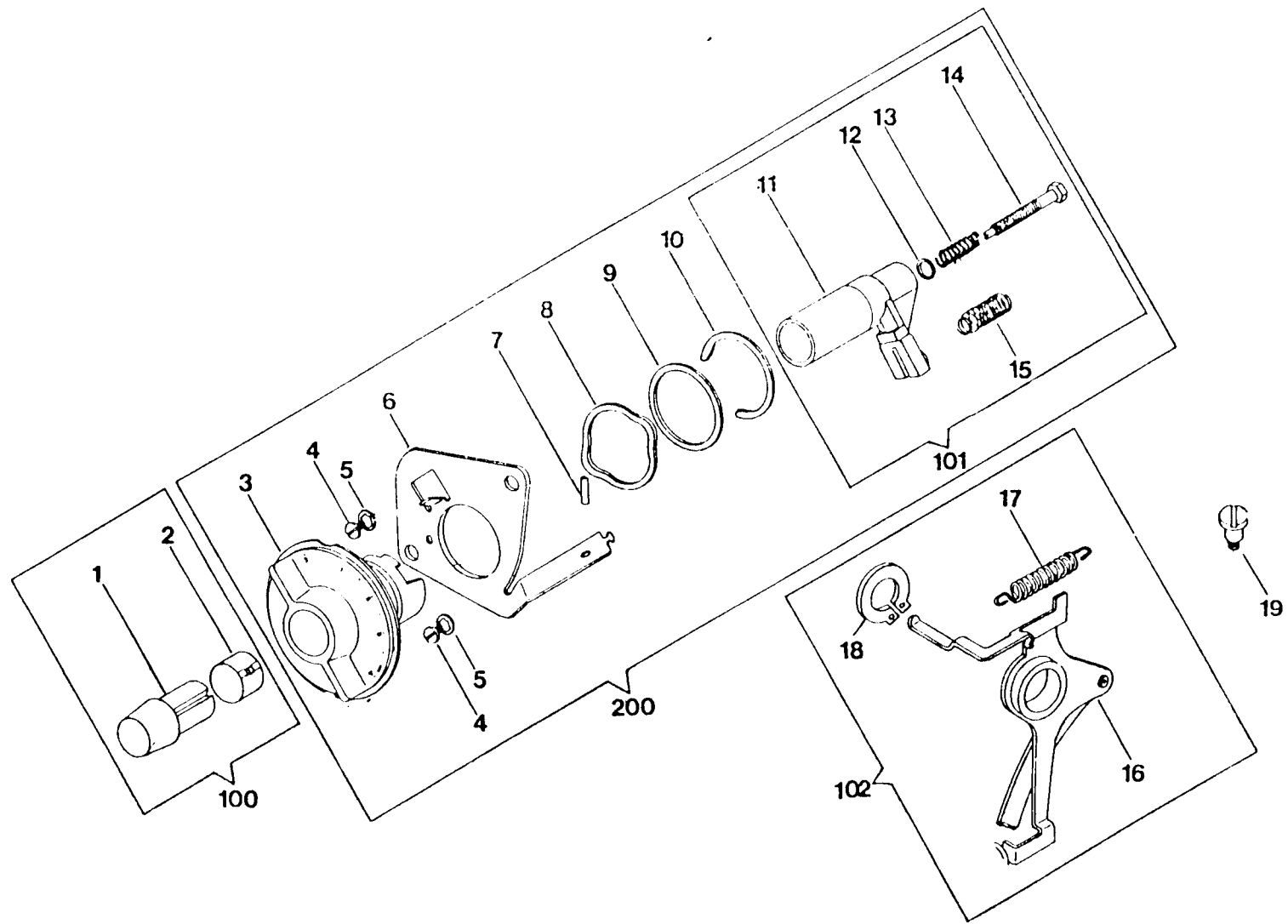
SUB. ASS'Y.			ILLUS.	REF.	PART NO.	DESCRIPTION	818	824	814	813	802	807	809	
3xx	2xx	1xx	NO.				838	844	834	833	822	827		
			1	103759-453	Feed Regulator Positioning Pin Knob (Color-Spec. No. 3905)		X	X	X	X	X			
			2	379512-451	Feed Regulator Positioning Pin Knob Set Screw		X	X	X	X	X			
			3	310827-454	Buttonhole and Feed Regulator Control Dial (Color-Spec. No. 3905)		X	X						
				310827-453	Buttonhole and Feed Regulator Control Dial (Color-Spec. No. 3905)				X	X				
			-	310827-456	Buttonhole and Feed Regulator Control Dial (Color-Spec. No. 3905)					X	X			
			4	114452-819	Buttonhole and Feed Regulator Mechanism Mounting Plate Screw Washer		X	X	X	X	X			
			5	98188	Buttonhole and Feed Regulator Mechanism Mounting Plate Screw		X	X	X	X	X			
				103713	Buttonhole and Feed Regulator Mechanism, complete		X	X	X	X	X			
			6	114099-819	Buttonhole and Feed Regulator Mechanism Mounting Plate Spring Retainer									
					Screw		X	X	X	X	X			
			7	102754	Buttonhole Mechanism Mounting Plate Pawl		X	X	X	X	X			
			8	102753	Buttonhole Mechanism Mounting Plate Pawl Spring		X	X	X	X	X			
			9	102755	Buttonhole and Feed Regulator Mechanism Mounting Plate Spring Retainer		X	X	X	X	X			
			10	148418	Buttonhole Mechanism Mounting Plate Retainer		X	X	X	X	X			
			11	310873	Feed Regulator Cam Follower Guide Pin and Mounting Plate Spacer Stud		X	X	X	X	X			
			12	103712	Buttonhole Mechanism Mounting Plate		X	X	X	X	X			
			13	310828	Buttonhole and Feed Regulator Cam		X	X	X	X	X			
			14	148418	Buttonhole and Feed Regulator Cam Mounting Bracket Retainer		X	X	X	X	X			
			15	155792	Reverse Feed Cam Follower (stud)		X	X	X	X	X			
			16	153746	Buttonhole Needle Position Dial Connecting Link		X	X	X	X	X			
			17	16159-451	Buttonhole Needle Position Dial Connection Link Adjusting Screw Nut		X	X	X	X	X			
			18	114239-451	Buttonhole Needle Position Dial Connection Link Adjusting Screw		X	X	X	X	X			
			19	140805-451	Buttonhole Bight Control Cam Follower Lever Link (left and right) Screw		X	X	X	X	X			
			20	151525	Buttonhole Needle Position Cam Follower Lever Link Retainer		X	X	X	X	X			
			21	153681	Buttonhole and Feed Regulator Cam Mounting Bracket		X	X	X	X	X			
				103989	Feed Regulator Positioning Pin Carrier Assembly —		X	X	X	X	X			
			22	103988	Feed Regulator Positioning Pin Carrier and Cam Follower		X	X	X	X	X			
			23	45812-001	Feed Regulator Positioning Pin Friction Spring Washer		X	X	X	X	X			
			24	103990	Feed Regulator Positioning Pin Friction Spring		X	X	X	X	X			
				1. 6242	Feed Regulator Positioning Pin with Retainer		X	X	X	X	X			
			25	116241	Feed Regulator Positioning Pin		X	X	X	X	X			
			26	172942	Feed Regulator Positioning Pin Retainer		X	X	X	X	X			
			27	153605	Feed Regulator Positioning Pin Knob Spring		X	X	X	X	X			
				101	312166	Cam Controlled Feed Regulator Driving Bracket with Spring		X	X	X	X	X		
			28	312165	Cam Controlled Feed Regulator Driving Bracket		X	X	X	X	X			
			29	153585	Cam Controlled Feed Regulator Driving Bracket and Driving Arm Spring		X	X	X	X	X			
			30	103380	Cam Controlled Feed Regulator Driving Bracket Retainer		X	X	X	X	X			

LIST OF PARTS FOR 900 SERIES MACHINES (BUTTONHOLE MECHANISM AND FEED CONTROL MECHANISM)

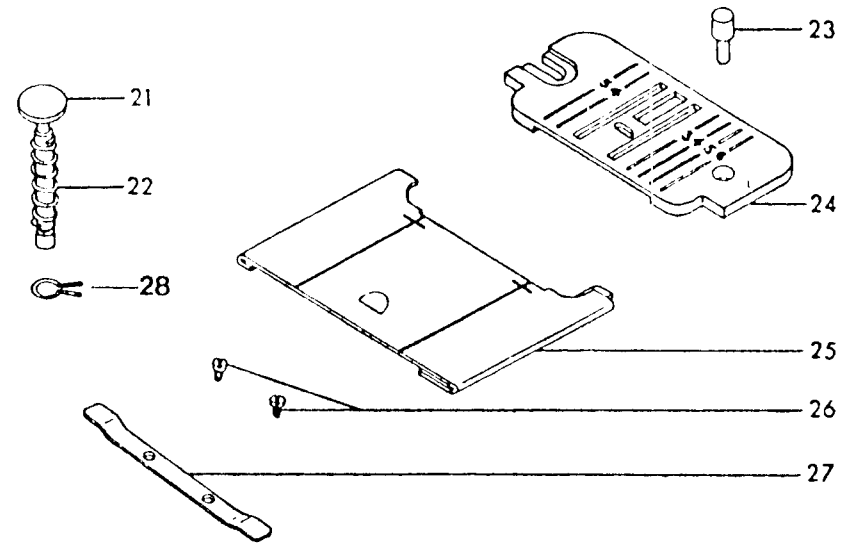
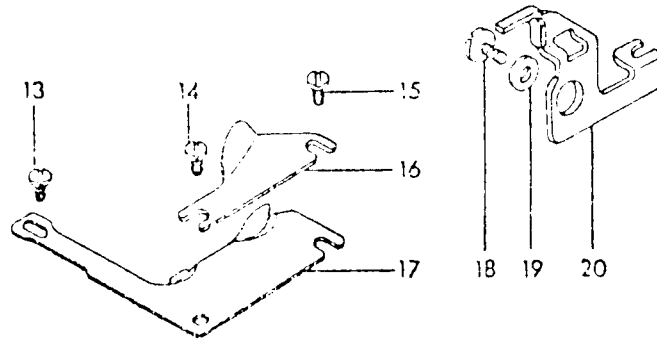
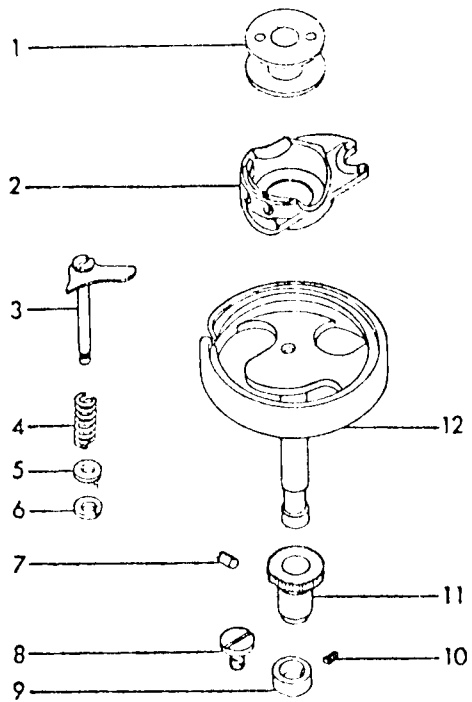
SUB. ASS'Y.			ILLUS.	REF.	PART NO.	DESCRIPTION	818	824	814	813	802	807	809
3xx	2xx	1xx	NO.				838	844	834	833	822	827	
			100		116180-453	Feed Regulator Cam Follower End Cap, complete				X	X	X	X
				1	116117-453	Feed Regulator Cam Follower End Cap				X	X	X	X
				2	116179-000	Feed Regulator Cam Follower End Cap Retainer				X	X	X	X
200					116128-453	Feed Regulator Mechanism Assembly					X	X	X
200					116138-452	Feed Regulator Mechanism Assembly				X	X	X	X
				3	116122-453	Feed Regulator Control Dial				X	X	X	X
					116137-452	Feed Regulator Control Dial				X	X	X	X
				4	114152-819	Buttonholer Mechanism Mounting Plate Screw				X	X	X	X
				5	098188-000	Buttonholer Mechanism Mounting Plate Screw Washer				X	X	X	X
				6	116126-000	Feed Regulator Mechanism Mounting Plate				X	X	X	X
				7	116119-000	Feed Regulator Cam Follower Stop Pin				X	X	X	X
				8	116125-000	Feed Regulator Control Dial Thrust Washer				X	X	X	X
				9	116123-000	Feed Regulator Control Dial Pressure Washer				X	X	X	X
				10	116124-000	Feed Regulator Dial Retainer				X	X	X	X
			101		116136-452	Feed Regulator Follower				X	X	X	X
				11	116116-452	Feed Regulator Cam Follower				X	X	X	X
				12	093779-000	Feed Regulator Cam Follower Adjusting Screw Washer				X	X	X	X
				13	155972-000	Feed Regulator Follower Adjusting Screw				X	X	X	X
				14	379503-451	Feed Regulator Adjusting Screw				X	X	X	X
				15	116118-000	Feed Regulator Return Spring				X	X	X	X
			102		312166-000	Cam Controlled Feed Regulator Driving Bracket, complete				X	X	X	X
			102		116068-000	Cam Controlled Feed Regulator Driving Bracket, complete					X	X	X
				16	312165-000	Cam Controlled Feed Regulator Driving Bracket				X	X	X	X
					103700-000	Cam Controlled Feed Regulator Driving Bracket					X	X	X
				17	153585-000	Cam Controlled Feed Regulator Driving Bracket and Driving Arm Spring				X	X	X	X
					116067-000	Cam Controlled Feed Regulator Driving Bracket and Driving Arm Spring					X	X	X
				18	103380-000	Cam Controlled Feed Regulator Driving Bracket Retainer				X	X	X	X
				19	379509-451	Cam Controlled Feed Regulator Driving Bracket and Driving Arm Spring Screw				X	X	X	X

800 SERIES MACHINES

(BUTTONHOLE MECHANISM AND FEED CONTROL MECHANISM)



800 SERIES MACHINES (HOOK AREA)



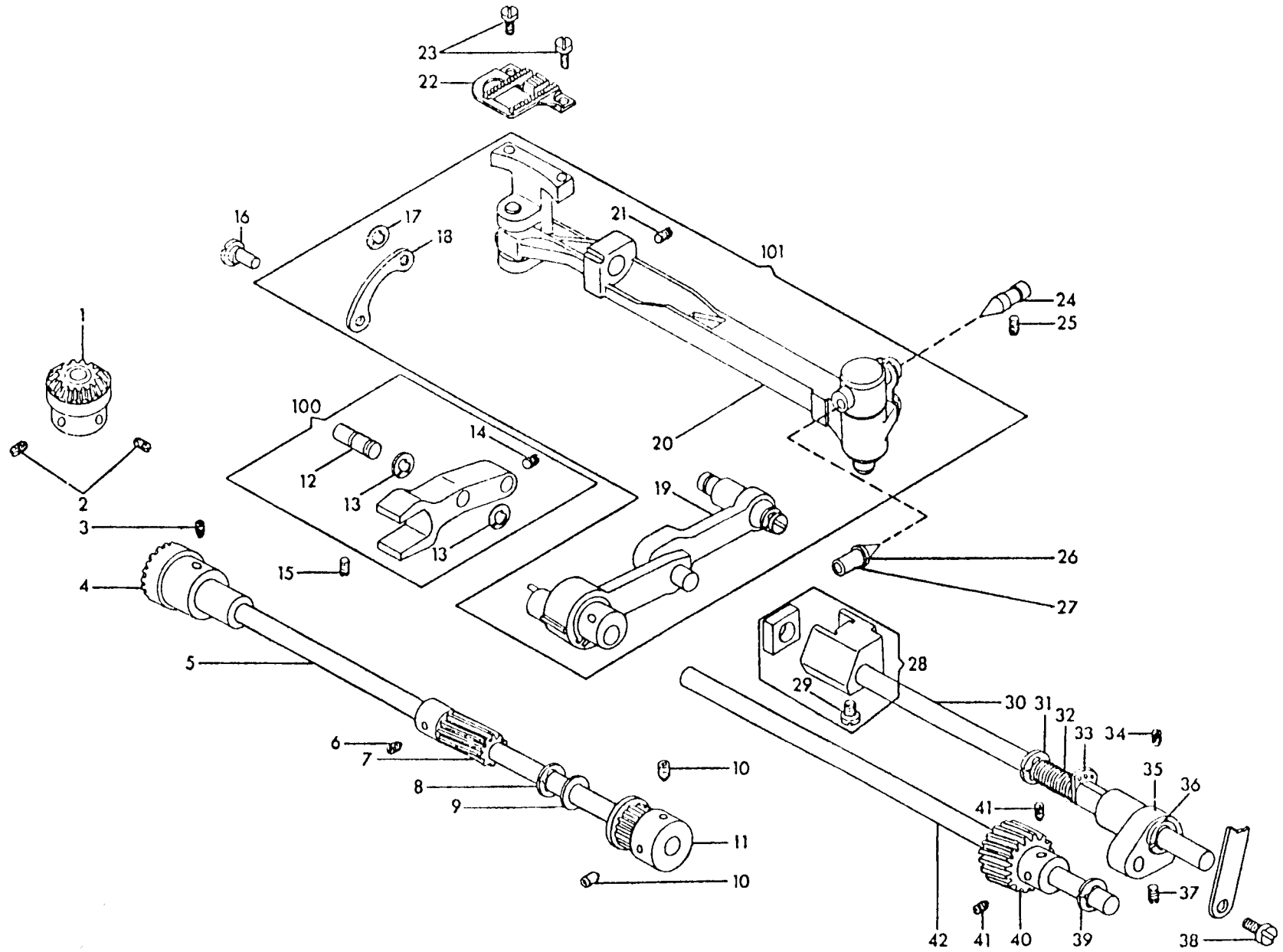
LIST OF PARTS FOR 800 SERIES MACHINES (HOOK AREA)

SUB. ASS'Y.			ILLUS.	PART NO.	DESCRIPTION	818	824	814	813	802	807	809			
3xx	2xx	1xx	REF.			NO.	838	844	834	833	822	827			
				1	172336	Rotating Hook Bobbin	X	X	X	X	X	X	X	X	X
				2	310886	Rotating Hook Bobbin Case <i>421325001</i>	X	X	X	X	X	X	X	X	X
				3	310908	Rotating Hook Bobbin Case Retaining Plate	X	X	X	X	X	X	X	X	X
				4	319735	Rotating Hook Bobbin Case Retaining Plate Stud Spring	X	X	X	X	X	X	X	X	X
				5	319737-451	Rotating Hook Bobbin Case Retaining Plate Stud Washer	X	X	X	X	X	X	X	X	X
				6	319736	Rotating Hook Bobbin Case Retaining Plate Stud Clip	X	X	X	X	X	X	X	X	X
				7	354542-451	Rotating Hook Flanged Bushing (eccentric) Set Screw	X	X	X	X	X	X	X	X	X
				8	354133-451	Rotating Hook Flanged Bushing (eccentric) Position Adjusting Screw	X	X	X	X	X	X	X	X	X
				9	116084	Rotating Hook Collar with 114312-451	X	X	X	X	X	X	X	X	X
				10	114312-451	Rotating Hook Collar Set Screw	X	X	X	X	X	X	X	X	X
				11	311806	Rotating Hook Flanged Bushing	X	X	X	X	X	X	X	X	X
				12	312348	Rotating Hook Body	X	X	X	X	X	X	X	X	X
				13	354229-451	Rotating Hook Bobbin Case Position Plate Screw	X	X	X	X	X	X	X	X	X
				14	354227-451	Rotating Hook Bobbin Case Position Plate (adjustable) Screw (front)	X	X	X	X	X	X	X	X	X
				15	354229-451	Rotating Hook Bobbin Case Position Plate and Retaining Plate (adjustable) Adjusting Screw	X	X	X	X	X	X	X	X	X
				16	381903	Rotating Hook Bobbin Case Retaining Plate (adjustable)	X	X	X	X	X	X	X	X	X
				17	44873	Rotating Hook Bobbin Case Positioning Plate	X	X	X	X	X	X	X	X	X
				18	354752-451	Throat Plate Clamp Releasing Lever Hinge Screw	X	X	X	X	X	X			
				19	103585	Throat Plate Clamp Releasing Lever Hinge Screw Washer	X	X	X	X	X	X			
				20	153929	Throat Plate Clamp Releasing Lever	X	X	X	X	X	X			
				21	310791	Throat Plate Clamp	X	X	X	X	X	X	X	X	X
				22	153930	Throat Plate Clamp Spring	X	X	X	X	X	X	X	X	X
				23	155466	Throat Plate Position Pin	X	X	X	X	X	X	X	X	X
				24	312391	Throat Plate	X	X	X	X	X	X	X	X	X
				25	116080	Bed Slide		X		X		X		X	
				26	310739	Bed Slide	X		X		X		X		X
				26	354134-451	Bed Slide Spring Screw	X	X	X	X	X	X	X	X	X
				27	103344	Bed Slide Spring	X	X	X	X	X	X	X	X	X
				28	179658-000	Throat Plate Clamp Retaining Clip							X	X	X

LIST OF PARTS FOR 800 SERIES MACHINES (ALPHA FEED)

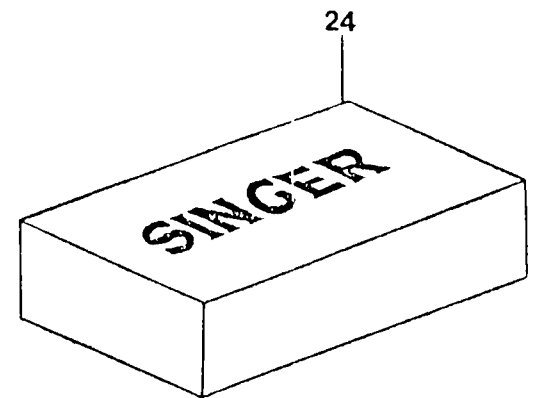
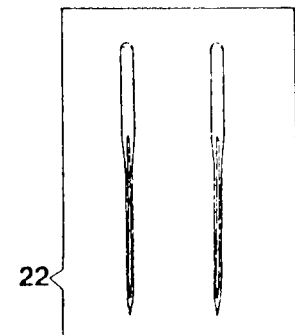

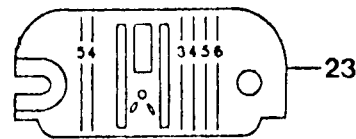
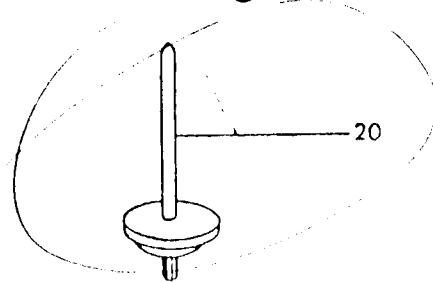
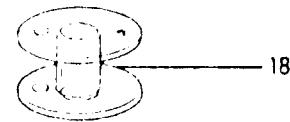
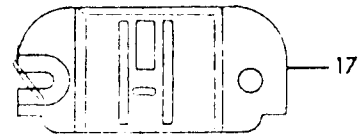
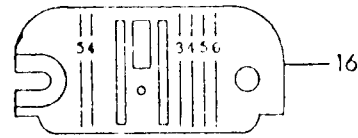
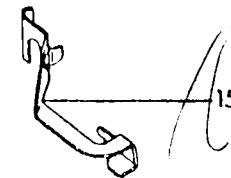
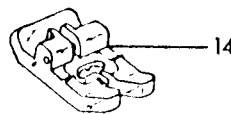
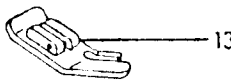

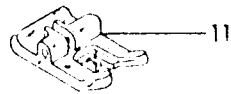

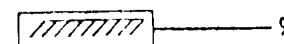
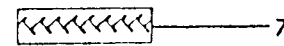
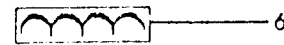

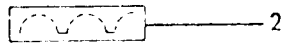
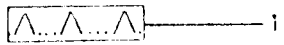
SUB. ASS'Y.		ILLUS.		REF.	PART NO.	DESCRIPTION	818	824	814	813	802	307	809
1xx	2xx	1xx	NO.				NO.	838	844	834	833	822	827
			1	10336i		Rotating Hook Bevel Gear with two 114157-869	X	X	X	X	X	X	X
			2	114157-869		Rotating Hook Bevel Gear Set Screw	X	X	X	X	X	X	X
			3	141338-869		Rotating Hook Drive Shaft Bevel Gear Set Screw	X	X	X	X	X	X	X
			4	10336j		Rotating Hook Drive Shaft Bevel Gear (front) with 141338-869	X	X	X	X	X	X	X
			5	116197		Rotating Hook Drive Shaft	X	X	X	X	X	X	X
			6	141738-869		Rotating Hook Drive Shaft Gear Set Screw	X	X	X	X	X	X	X
			7	153490		Rotating Hook Drive Shaft Gear with 141738-869	X	X	X	X	X	X	X
			8	511213		Rotating Hook Drive Shaft Retainer	X	X	X	X	X	X	X
			9	116073		Rotating Hook Drive Shaft Retainer Washer	X	X	X	X	X	X	X
			10	141338-869		Rotating Hook Drive Shaft Belt Pulley Set Screw	X	X	X	X	X	X	X
			11	116199		Rotating Hook Drive Shaft Belt Pulley with two 141338-869	X	X	X	X	X	X	X
	100			103775		Feed Lifting Fork	X	X	X	X	X	X	X
			12	511057		Feed Lifting Fork Hinge Stud	X	X	X	X	X	X	X
			13	511213		Feed Lifting Fork Hinged Stud Retaining Ring	X	X	X	X	X	X	X
			14	50311-830		Feed Lifting Fork Connection Hinge Stud (eccentric) Set Screw	X	X	X	X	X	X	X
			15	114234-451		Feed Lifting Fork Hinge Stud Set Screw	X	X	X	X	X	X	X
			16	511056		Feed Lifting Fork Connection Hinge Stud (eccentric)	X	X	X	X	X	X	X
	101			103648		Feed Bar Assembly	X	X	X	X	X	X	X
			17	319551		Feed Lifting Fork Connection Retaining Ring	X	X	X	X	X	X	X
			18	511016		Feed Lifting Fork Connection	X	X	X	X	X	X	X
			19	116082		Feed Bar Connection Assembly	X	X	X	X	X	X	X
			20	511183		Feed Bar	X	X	X	X	X	X	X
			21	448-451		Feed Bar Connection and Feed Lifting Fork Connection Hinge Stud (eccentric) Set Screw	X	X	X	X	X	X	X
			22	103377		Feed Dog	X	X	X	X	X	X	X
			23	379505-451		Feed Dog Screw	X	X	X	X	X	X	X
			24	511233		Feed Bar Guide Pin (eccentric) Center (back)	X	X	X	X	X	X	X
			25	114234-451		Feed Bar Guide Pin (eccentric) Center (back) Set Screw	X	X	X	X	X	X	X
			26	116235		Feed Bar Guide Pin (eccentric) Center (front) with 502744	X	X	X	X	X	X	X
			27	502744		Feed Bar Guide Pin (eccentric) Center (front) Retaining Ring	X	X	X	X	X	X	X
			28	506468		Feed Regulator and Slide Block with 500391-803	X	X	X	X	X	X	X
			29	500391-803		Feed Regulator Set Screw	X	X	X	X	X	X	X
			30	116152		Feed Regulator Shaft	X	X	X	X	X	X	X
			31	116148		Feed Regulator Shaft Spring Retainer	X	X	X	X			
			32	116149		Feed Regulator Shaft Spring	X	X	X	X			
			33	116151		Feed Regulator Shaft Spring Collar with 141738-869	X	X	X	X	X	X	X
			34	141738-869		Feed Regulator Shaft Spring Collar Set Screw	X	X	X	X	X	X	X
			35	310722		Feed Regulator Shaft Crank with 141338-869	X	X	X	X	X	X	X
			36	116148		Feed Regulator Shaft Retainer	X	X	X	X	X	X	X
			37	141338-869		Feed Regulator Shaft Crank Set Screw	X	X	X	X	X	X	X
			38	141756-803		Feed Regulator Shaft Crank Hinge Screw	X	X	X	X	X	X	X
			39	511213		Feed Drive Shaft Retaining Ring	X	X	X	X	X	X	X
			40	153487		Feed Drive Shaft Gear with two 141738-869	X	X	X	X	X	X	X
			41	141738-869		Feed Drive Shaft Gear Set Screw	X	X	X	X	X	X	X
			42	153356		Feed Drive Shaft	X	X	X	X	X	X	X

800 SERIES MACHINES (ALPHA FEED)



800 SERIES MACHINES

(ATTACHMENT SETS)



LIST OF PARTS FOR 800 SERIES MACHINES (ATTACHMENT SETS)

SUB. ASS'Y.			ILLUS.	PART NO.	DESCRIPTION	818	824	814	813	802	807	809
3xx	2xx	1xx	REF. NO.			818	824	814	813	802	807	809
					838	844	834	833	822	827		
			1	276303	Disc No. 3 (Blindstitch)	X	X					
			2	276304	Disc No. 4 (Scallop Stitch)	X	X					
			3	276305	Disc No. 5 (Arrowhead Stitch)	X	X					
			4	276306	Disc No. 6 (Domino Stitch)	X	X					
			5	276312	Disc No. 12 (Walls of Troy Stitch)	X	X					
			6	275331	Disc No. 31 (Crescent Stitch)	X	X					
			7	153829	Disc No. 202 (Fagotting Stitch)	X	X					
			8	153831	Disc No. 232 (Overedge Stitch) ✓	X	X					
			9	310920	Disc No. 243 (Slant Overedge Stitch)	X	X					
			10	310901	Disc No. 242 (Oriental Leaf Stitch)	X	X					
			11	171498	Special Purpose Foot ✓	X	X	X	X	X	X	X
			12	507836	Zipper Foot	X	X	X	X	X	X	
			13	153267	Straight Stitch Foot	X	X	X	X			
			14	161927	Buttonhole Foot	X	X	X	X			
			15	381213	Blindstitch Guide (non-adjustable)	X	X	X	X	X	X	
			16	171392	Straight Stitch Throat Plate	X	X	X	X			
			17	381459	Feed Cover Plate	X	X	X	X	X	X	X
			18	172336	Bobbin	X	X	X	X	X	X	X
			19	507664-667	Arm Top Cover Spool Pin Thread Lead-off ✓	X	X	X	X	X	X	X
			20	507153-453	Arm Top Cover Spool Pin (attachment) ✓	X	X	X	X			
			21	381293	Needle Pack	X	X	X	X			
			22	381345	Needle Pack						X	X
			23	381488	Chain Stitch Throat Plate	X	X	X	X	X	X	X
			24	381292	Attachment Set, complete (packed in cardboard box) Nos. 381293, 103486, 153267, 153829, 153831, 161927, 381213, 276303, 276304, 276305, 276306, 276312, 276331, 310901, 310920, 171498, 171392, 507836, 507153-453, 507664-667 and three 172336	X	X					
					Attachment Set, complete (packed in cardboard box) Nos. 381293, 103486, 153267, 161927, 381213, 171498, 507153-677, 507664-677, 507836 and three 172336		X	X	X	X		
				381296	Attachment Set, complete (packed in cardboard box) Nos. 381293, 171498, 381218, 507153-453, 507664-667, 507835, 172336				X	X	X	X
				381298	Attachment Set, complete (packed in cardboard box) Nos. 381293, 171498, 507664-667, 381213, 172336, 381345, 381459						X	X
				381299	Attachment Set, complete (packed in cardboard box) Nos. 381459, 507664-667, 381213, 381336, 381345							X

ANY SCREWS ?

F/

BRACKET # 604556 002 PLASTIC

311836 001 - METAL

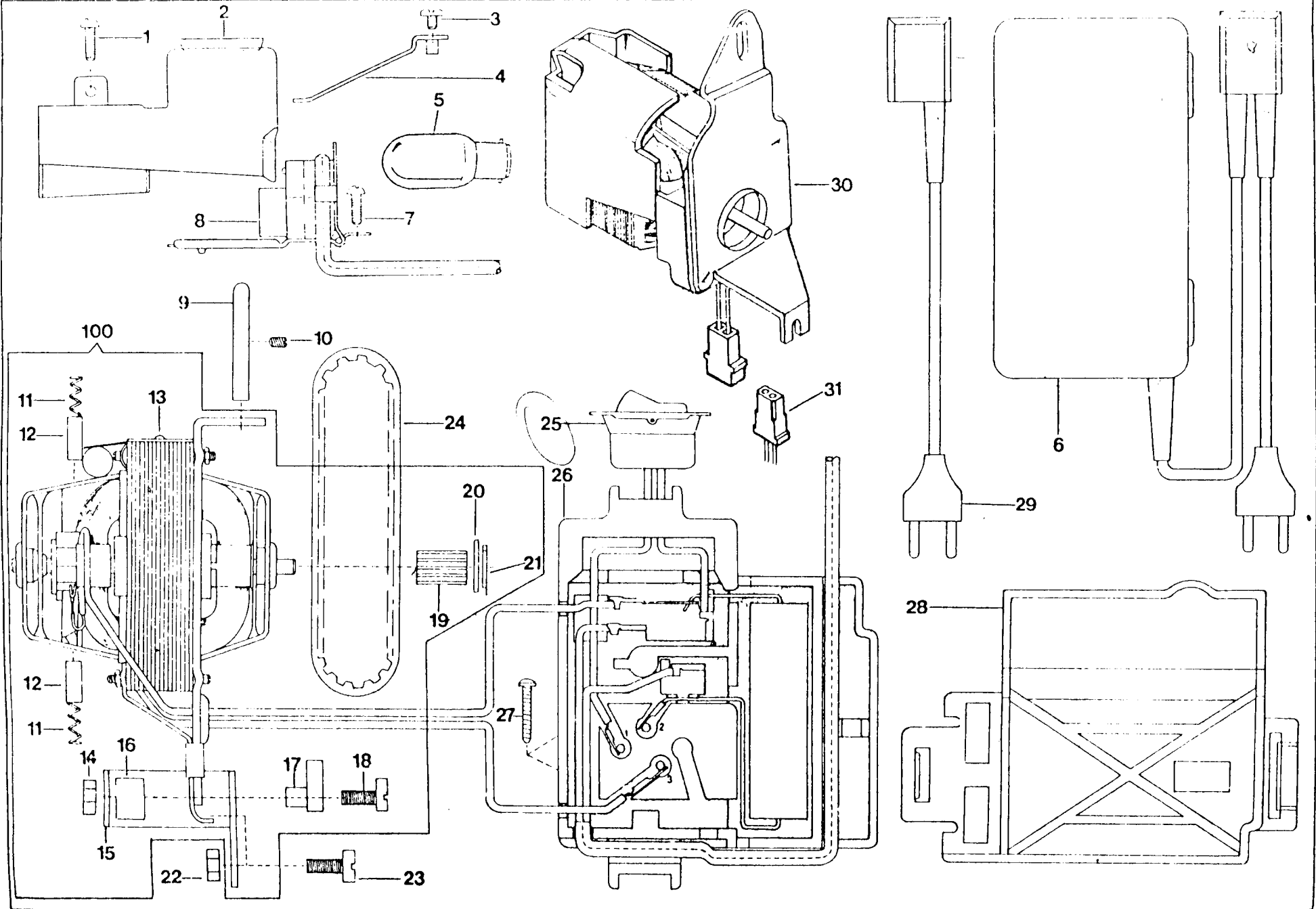
1022

LIST OF PARTS FOR 800 SERIES MACHINES (ELECTRICAL PARTS)

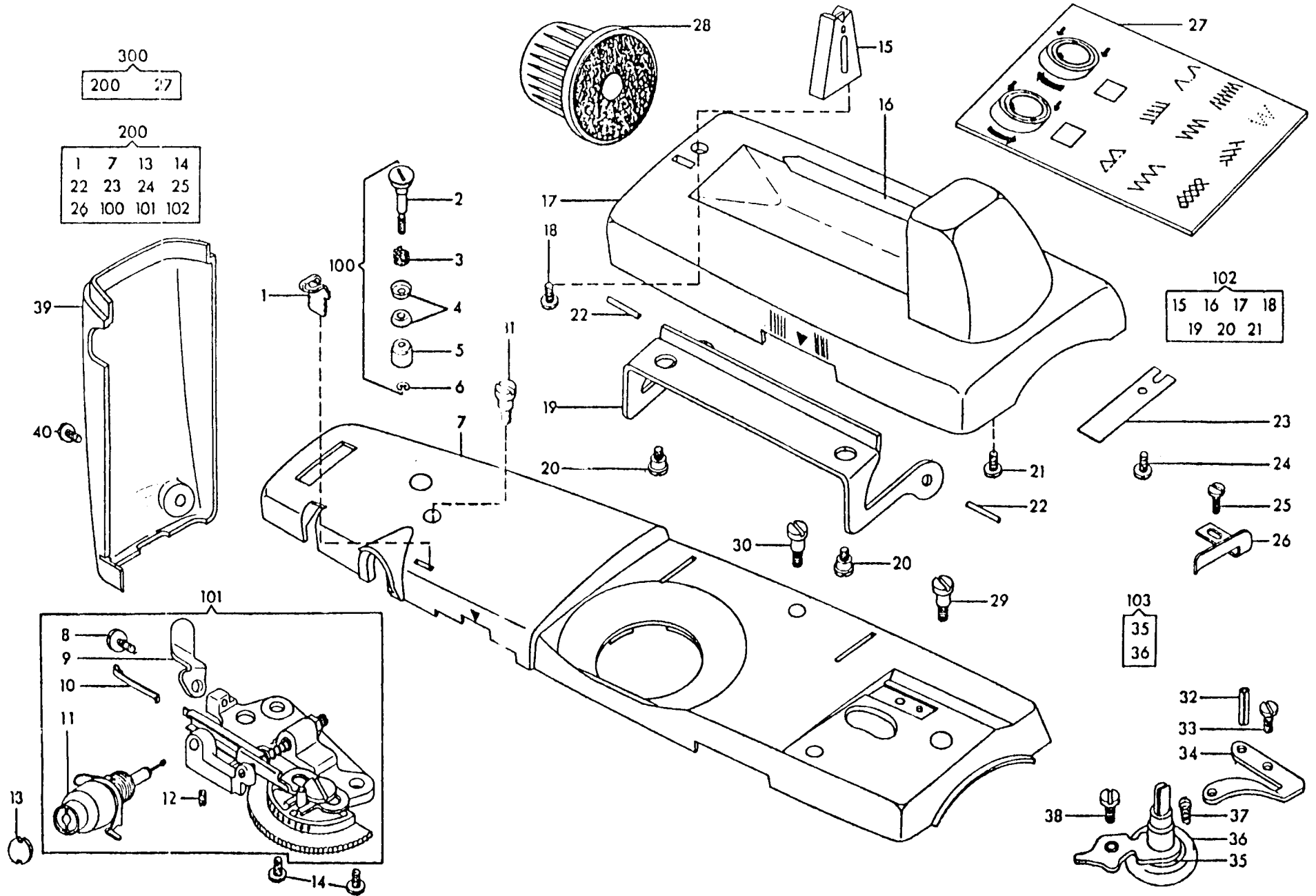
SUB. ASS'Y.			ILLUS.	PART NO.	DESCRIPTION	818	824	814	813	802	807	809
3xx	2xx	1xx	NO.			838	844	834	833	822	827	
			1	109962	Light Shield Screw	X	X	X	X	X	X	X
			2	312350	Light Shield	X	X	X	X	X	X	X
			3	114151-451	Light Retaining Clip Screw	X	X	X	X	X	X	X
			4	103536	Light Retaining Clip	X	X	X	X	X	X	X
			5	777910-882	Lamp (110-120 volts)	X	X	X	X	X	X	X
			6	979314-031	Foot Controller (110-120 volts)	X	X	X	X	X	X	X
			7	114012	Light Fixing Screw	X	X	X	X	X	X	X
			8	605044-001	Light Holder and Terminal Plate Assembly	X	X	X	X	X	X	X
			9	197617	Motor Mounting Pin	X	X	X	X	X	X	X
			10	51045-001	Motor Mounting Pin Set Screw	X	X	X	X	X	X	X
				115198-001	Motor Assembly with Mounting Bracket (110-120 volts)	X	X	X	X	X	X	X
			11	885893	Brush Spring	X	X	X	X	X	X	X
			12	835882-004	Brush	X	X	X	X	X	X	X
			13	604580-003	Motor with Bracket 977428 013 (no bracket)	X	X	X	X	X	X	X
			14	114306-451	Belt Tension Adjuster Screw Lock Nut	X	X	X	X	X	X	X
			15	103422-001	Motor Mounting Bracket	X	X	X	X	X	X	X
			16	179616	Motor Insulating Bushing Sleeve	X	X	X	X	X	X	X
			17	179615	Motor Insulating Bushing	X	X	X	X	X	X	X
			18	114225	Motor Mounting Screw	X	X	X	X	X	X	X
			19	114221	Motor Pinion 604545003 pulley	X	X	X	X	X	X	X
			20	103520	Motor Pinion Washer							
			21	103521	Motor Pinion Washer Retainer	X	X	X	X	X	X	X
			22	114306-451	Motor Mounting Bracket Screw Lock Nut	X	X	X	X	X	X	X
			23	114226	Motor Mounting Bracket Screw	X	X	X	X	X	X	X
			24	603975-003	Motor Belt	X	X	X	X	X	X	X
			25	103513-003	Switch and Lead Assembly	X	X	X	X	X	X	X
			26	103418-001	Switch Module	X	X	X	X	X	X	X
			27	114187-451	Switch Module Mounting Screw	X	X	X	X	X	X	X
			28	103420	Switch Module Cover	X	X	X	X	X	X	X
			29	103429-002	Supply Lead	X	X	X	X	X	X	X
			30	604580-003	Motor Assembly with Mounting Bracket (110-120 volts)	X	X	X	X	X	X	X
			31	604918-001	Motor Disconnect Harness	X	X	X	X	X	X	X

See 103422 001

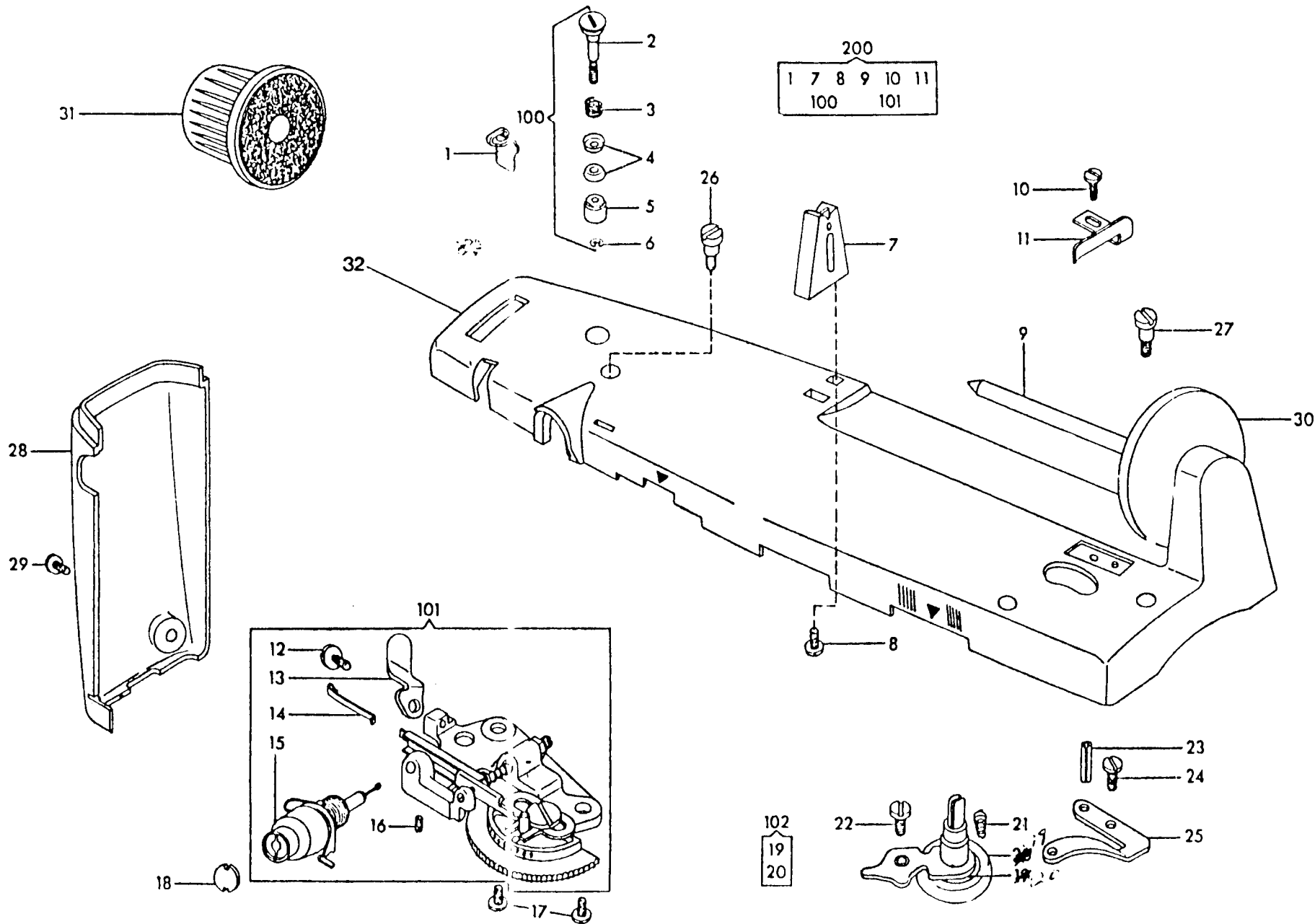
800 SERIES MACHINES (ELECTRICAL PARTS)



800 SERIES MACHINES (COVERS)

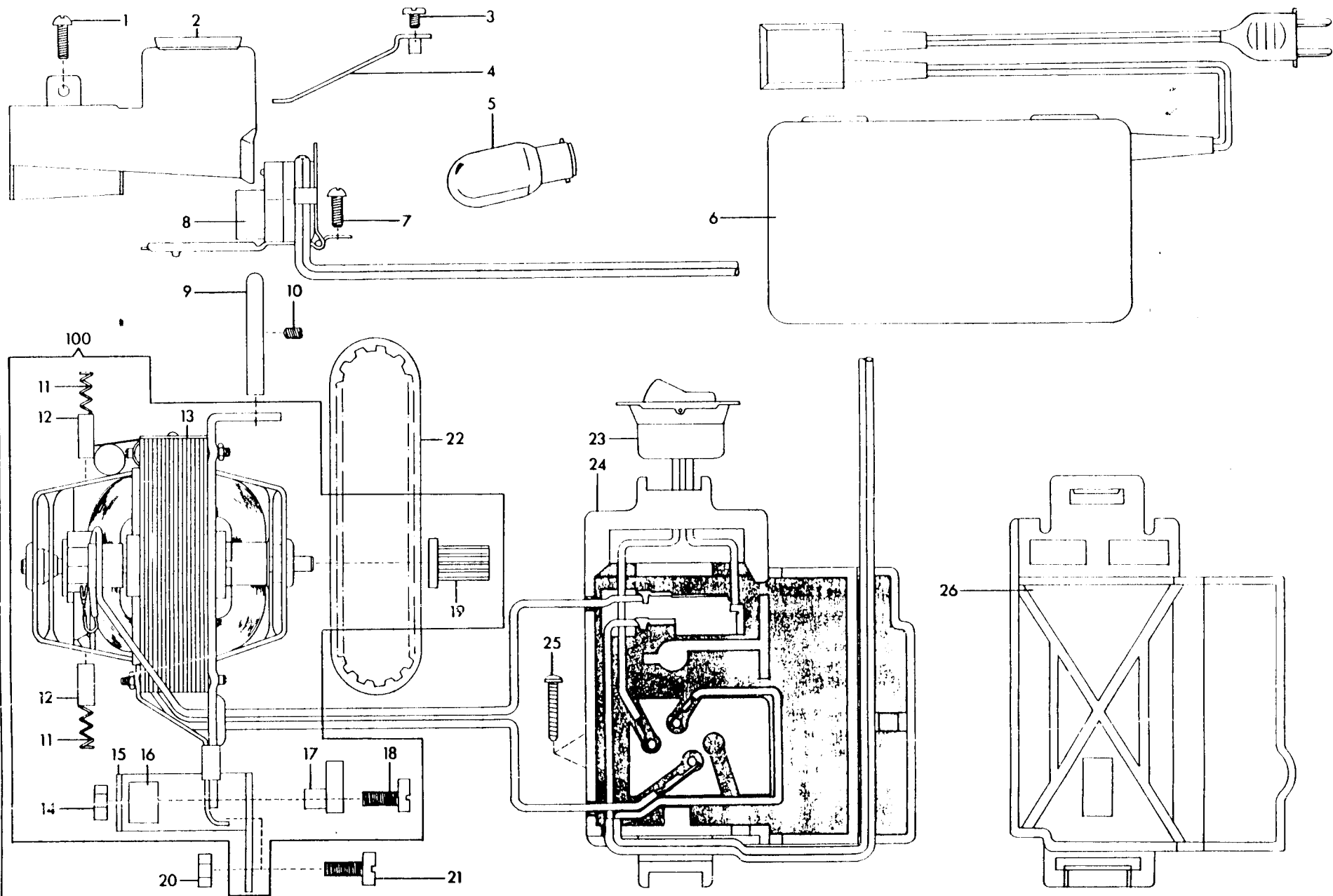


800 SERIES MACHINES (COVERS)



LIST OF PARTS FOR 800 SERIES MACHINES (COVERS)

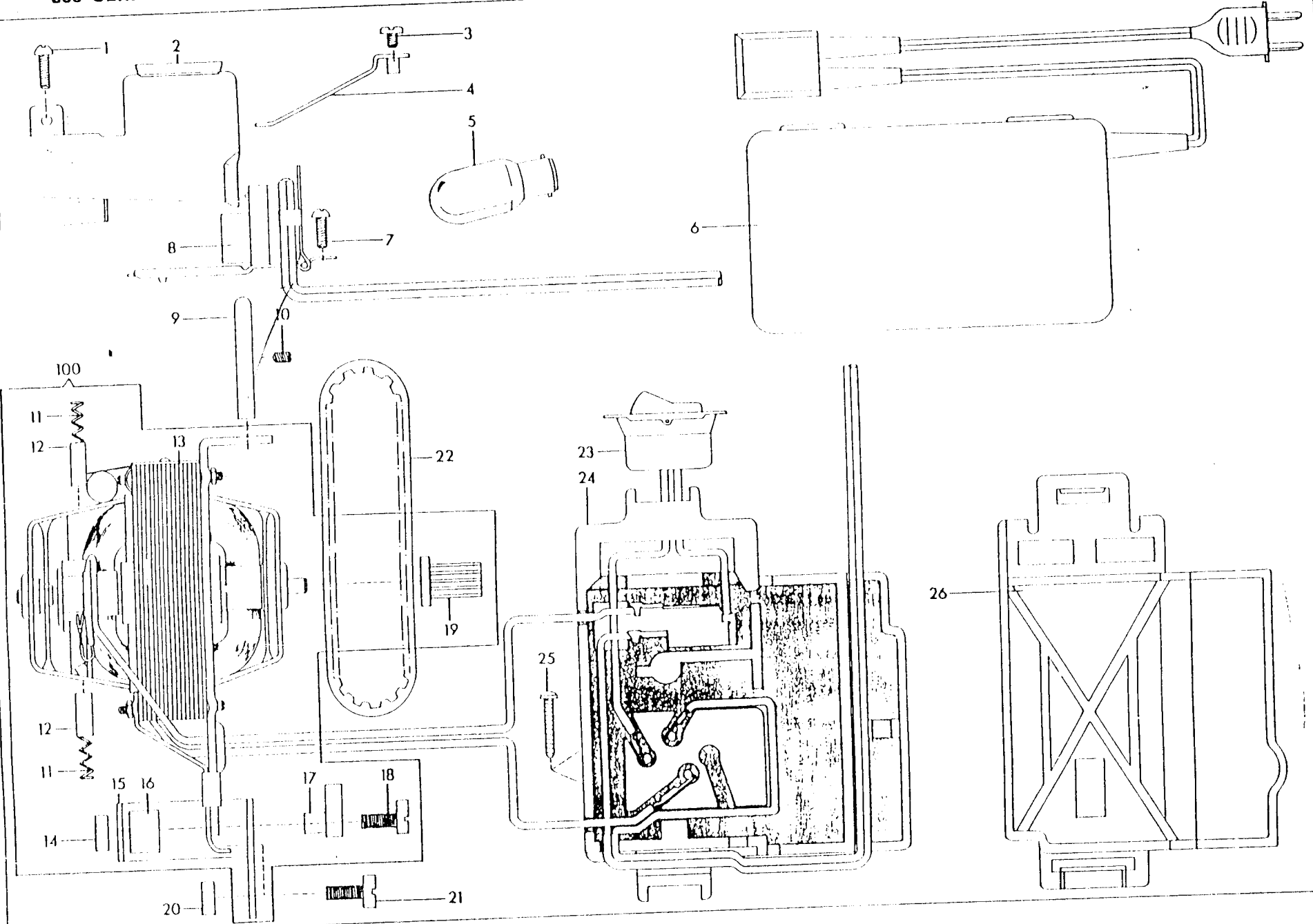
SUB. ASS'Y.			ILLUS.	REF.	PART NO.	DESCRIPTION	818	824	814	813	802	807	809
3xx	2xx	1xx	NO.				838	844	834	833	822	827	
	200				311963-451	Arm Top Cover, complete (Color-Spec. No. 3905)			X	X			
	200				311962-451	Arm Top Cover, complete (Color-Spec. No. 3905)				X	X		
	200				311960-451	Arm Top Cover, complete (Color-Spec. No. 3905)					X	X	
	200				311961-451	Arm Top Cover, complete (Color-Spec. No. 3905)						X	X
					1-310778	Arm Top Cover Thread Guide			X	X	X	X	X
		100			310763-453	Bobbin Winder Tension, complete (Color-Spec. No. 3905)			X	X	X	X	X
				2	310761	Bobbin Winder Tension Disc Screw Stud			X	X	X	X	X
				3	45847	Bobbin Winder Tension Disc Spring			X	X	X	X	X
				4	45913	Bobbin Winder Tension Disc			X	X	X	X	X
				5	310762-453	Bobbin Winder Tension Support (adjustable)(Color-Spec. No. 3905)			X	X	X	X	X
				6	172673	Bobbin Winder Tension Support Retaining Ring			X	X	X	X	X
				7	311887-451	Arm Top Cover Spool Pin Thread Lead-Off Thread Guide			X	X	X	X	X
				8	354100-451	Arm Top Cover Spool Pin Thread Lead-Off Thread Guide Screw			X	X	X	X	X
				9	507139-453	Arm Top Cover Spool Pin (Color-Spec. No. 3905)			X	X	X	X	X
				10	139893-452	Bobbin Winder Stop Screw			X	X	X	X	X
				11	312087	Bobbin Winder Stop			X	X	X	X	X
		101			311844-452	Tension Assembly, complete (Color-Spec. No. 3905)			X	X	X	X	X
				2	379504-451	Tension Releasing Lever Hinge Screw			X	X	X	X	X
				3	153559	Tension Releasing Lever			X	X	X	X	X
				4	153873	Tension Disc Pressure Pin Spring Clip			X	X	X	X	X
				5	311843-451	Tension (adjustable)(Color-Spec. No. 3905) <i>work # 311844-452</i>			X	X	X	X	X
				6	354085-451	Tension Stud Set Screw			X	X	X	X	X
				7	354609-451	Tension Mounting Plate Screw			X	X	X	X	X
				8	153739-453	Tension Cap and Slack Thread Nut Decal			X	X	X	X	X
		102			312184	Bobbin Winder, complete			X	X	X	X	X
				19	33730-001	Bobbin Winder Friction Ring			X	X	X	X	X
				20	173770-011	Bobbin Winder Pulley			X	X	X	X	X
				21	312186	Bobbin Winder Spring			X	X	X	X	X
				22	354573-451	Bobbin Winder Hinge Screw			X	X	X	X	X
				23	153924	Arm Top Cover Mounting Bracket Retaining Ring			X	X	X	X	X
				24	141959-451	Arm Top Cover Mounting Bracket Screw			X	X	X	X	X
				25	153533	Arm Top Cover Mounting Bracket			X	X	X	X	X
				26	114061-851	Arm Top Cover Screw (left)			X	X	X	X	X
				27	354511-451	Arm Top Cover Screw (right)			X	X	X	X	X
				28	153693-452	Face Plate (Color-Spec. No. 3905)			X	X	X	X	X
				29	140295-451	Face Plate Screw			X	X	X	X	X
				30	312208-451	Arm Top Cover Spool Seat (Color-Spec. No. 3905)			X	X	X	X	X
				31	163149-677	Arm Top Cover Spool Pin Thread Lead-Off (Color-Spec. No. 3905)			X	X	X	X	X
				32	311963-902	Arm Top Cover, complete			X	X			
					311962-902	Arm Top Cover, complete				X	X		
					311960-902	Arm Top Cover, complete					X	X	
					311961-902	Arm Top Cover, complete						X	X



LIST OF PARTS FOR 800 SERIES MACHINES (ATTACHMENT SETS)

Sub. Ass.			Illus. Ref. No.	Part No.	Description	838	844	834									
3xx	2xx	1xx															
			1	276303	Disc No. 3 (Blindstitch)	X											
			2	276304	Disc No. 4 (Scallop Stitch)	X											
			3	276305	Disc No. 5 (Arrowhead Stitch)	X											
			4	276306	Disc No. 6 (Domino Stitch)	X											
			5	276312	Disc No. 12 (Walls of Troy Stitch)	X											
			6	275331	Disc No. 31 (Crescent Stitch)	X											
			7	153829	Disc No. 202 (Fagotting Stitch)	X											
			8	153831	Disc No. 232 (Overedge Stitch)	X											
			9	310920	Disc No. 243 (Slant Overedge Stitch)	X											
			10	310901	Disc No. 242 (Oriental Leaf Stitch)	X											
			11	171498	Special Purpose Foot	X											
			12	507836	Zipper Foot	X		X		X							
			13	153267	Straight Stitch Foot	X		X		X							
			14	161927	Buttonhole Foot	X		X		X							
			15	381213	Blindstitch Guide (non-adjustable)	X		X		X							
			16	171392	Straight Stitch Throat Plate	X		X		X							
			17	103486	Feed Cover Plate	X		X		X							
			18	172336	Bobbin	X		X		X							
			19	507664-677	Arm Top Cover Spool Pin Thread Lead-off	X		X		X							
			20	507153-677	Arm Top Cover Spool Pin (attachment)	X		X		X							
			21	103473	Needle Pack	X		X		X							
			22	381232	Attachment Set, complete (packed in cardboard box) Nos. 103473, 103486, 153267, 153829, 153831, 161927, 381213, 276303, 276304, 276305, 276306, 276312, 276331, 310901, 310920, 171498, 171392, 507836, 507153-677, 507664-677 and three 172336	X											
			22	381307	Attachment Set, complete (packed in cardboard box) Nos. 103473, 103486, 153267, 161927, 381213, 171498, 507153-677, 507664-677, 507836 and three 172336			X		X							

800 SERIES MACHINES (ELECTRICAL PARTS)



LIST OF PARTS FOR 800 SERIES MACHINES (ELECTRICAL PARTS)

Sub. Ass.			Illus. Ref. No.	Part No.	Description	838	844	834								
3xx	2xx	1xx														
			1	109962	Light Shield Screw	X	X	X								
			2	312350	Light Shield	X	X	X								
			3	114151-451	Light Retaining Clip Screw	X	X	X								
			4	103536	Light Retaining Clip	X	X	X								
			5	777910-001	Lamp (110-120 volts)	X	X	X								
			6	619494-095	Foot Controller (110-120 volts)	X	X	X								
			7	114012	Light Fixing Screw	X	X	X								
			8	605044-001	Light Holder and Terminal Plate assembly	X	X	X								
			9	197617	Motor Mounting Pin	X	X	X								
			10	51045-451	Motor Mounting Pin Set Screw	X	X	X								
		100		116198-001	Motor assembly with Mounting Bracket (110-120 volts)	X	X	X								
			11	885883	Brush Spring	X	X	X								
			12	885882-004	Brush	X	X	X								
			13	103518-002	ENK8-8 Motor (110-120 volts)	X	X	X								
			14	114306-451	Belt Tension Adjuster Screw Lock Nut	X	X	X								
			15	103422-001	Motor Mounting Bracket	X	X	X								
			16	179616	Motor Insulating Bushing Sleeve	X	X	X								
			17	179615	Motor Insulating Bushing	X	X	X								
			18	114225	Motor Mounting Screw	X	X	X								
			19	116221	Motor Pinion	X	X	X								
			20	114306-451	Motor Mounting Bracket Screw Lock Nut	X	X	X								
			21	114226	Motor Mounting Bracket Screw	X	X	X								
			22	603975-003	Motor Belt	X	X	X								
			23	103513-003	Switch and Lead assembly	X	X	X								
			24	103418-001	Switch Module	X	X	X								
			25	114187-451	Switch Module Mounting Screw	X	X	X								
			26	103420	Switch Module Cover	X	X	X								

100 114306-451

603975

LIST OF PARTS FOR 800 SERIES MACHINES (ELECTRICAL PARTS)

Sub. Ass.			Illus. Ref. No.	Part No.	Description	838	844	834									
3xx	2xx	1xx															
			1	109962	Light Shield Screw	X	X	X									
			2	312350	Light Shield	X	X	X									
			3	114151-451	Light Retaining Clip Screw	X	X	X									
			4	103536	Light Retaining Clip	X	X	X									
			5	777910-001	Lamp (110-120 volts)	X	X	X									
			6	619494-095	Foot Controller (110-120 volts) <i>362095001</i>	X	X	X									
			7	114012	Light Fixing Screw	X	X	X									
			8	605044-001	Light Holder and Terminal Plate assembly	X	X	X									
			9	197617	Motor Mounting Pin	X	X	X									
			10	51045-451	Motor Mounting Pin Set Screw	X	X	X									
		100		116198-001	Motor assembly with Mounting Bracket (110-120 volts) <i>979424004</i>	X	X	X									
			11	885883	Brush Spring	X	X	X									
			12	885882-004	Brush	X	X	X									
			13	103518-002	ENK8-8 Motor (110-120 volts)	X	X	X									
			14	114308-451	Belt Tension Adjuster Screw Lock Nut	X	X	X									
			15	103422-001	Motor Mounting Bracket	X	X	X									
			16	179616	Motor Insulating Bushing Sleeve	X	X	X									
			17	179615	Motor Insulating Bushing	X	X	X									
			18	114225	Motor Mounting Screw	X	X	X									
			19	116221	Motor Pinion	X	X	X									
			20	114306-451	Motor Mounting Bracket Screw Lock Nut	X	X	X									
			21	114226	Motor Mounting Bracket Screw	X	X	X									
			22	603975-003	Motor Belt	X	X	X									
			23	103513-003	Switch and Lead assembly	X	X	X									
			24	103418-001	Switch Module	X	X	X									
			25	114187-451	Switch Module Mounting Screw	X	X	X									
			26	103420	Switch Module Cover	X	X	X									

976626 445